SEMINOLE COUNTY
FLORIDA'S NATURAL CHOICE

Budget Worksession

for Seminole County, Florida







Fiscal Year 2018/2019

August 2, 2018 and

August 21, 2018


SM
SEMINOLE COUNTY
FLORIDA'S NATURAL CHOICE

TABLE OF CONTENTS

EXECUTIVE SUMMARY

Budget Message 5
General Fund Forecast 17
Budget Development Calendar 19
Budgetary Basis and Assumptions 20
Fund Structure Summary 24
Fund Structure 29
Budget by Fund Type 36
Budget by Business Unit Type 36

COUNTYWIDE BUDGET

Countywide Budget Summary 37
Budget Summary by Fund Type / Function 38
Countywide Millage Summary 39
Five Year Gross Taxable Value Comparison 40
Unincorporated Residential Home Property Tax Calculation 41
Residential Home Property Tax Comparison 42
Budgetary Sources of Funds 43
Summary of Sources 45
Budgetary Uses 53
Summary of Uses by Function / Program 55
Summary of Uses by Function / Object Classification 59
Outside Agency Funding 60
Transfer Summary 65
Summary of Reserves 66

GENERAL FUND BUDGET

Summary of Sources 69
Summary of Uses by Function / Program 74
Funding Per Capita 77

PERSONNEL SERVICES

Personnel Services Overview 79
Countywide Position Summary 80
FTE Comparison by Fund 81
Position Change Summary 82
Position Changes by Fund / Program 83
Proposed Interns / Temporary Employees 84
FTE Comparison by Department / Program 85
Overtime by Department 89
Overtime by Program 90
Pay Bands 91
Health Insurance Enrollment 92
Health Insurance Enrollment by Fund / Plan 93

TABLE OF CONTENTS

FRS Enrollment 98
Workers Compensation 99

NON-BASE / CAPITAL REQUESTS
Non-Base Requests 101
Fleet Request Replacement Statistics - Funded 109
Fleet Request Replacement Statistics - Unfunded 113
Fleet Replacement Detail Pages 114
CIP Detail Pages 187
Facilities Planned Work Program (Funded & Unfunded) 265

DEBT MANAGEMENT
Summary of Outstanding Bonded Debt by Pledged Revenue 271
Summary of Outstanding Debt 272
Debt Overview 276
Total County Debt Outstanding 280
Assigned Underlying Ratings 281

INTERNAL SERVICE CHARGES
Overview 283
Internal Service Charges Cost Drivers by Fund 284
Internal Service Charges Summary by Fund 288
Internal Service Charges Summary by Department 289

BUDGET DETAIL
Revenues by Fund / Account 291
Budget Comparison by Fund 312

DEPARTMENT SECTIONS
Administration 341
Constitutional Officers 361
Court Support 395
Leisure Services 407
Fire 419
Community Services 435
Public Works 441
Environmental Services – Utilities 459
Environmental Services – Solid Waste 467
Development Services 473
Information Services 483
Resource Management 503

GLOSSARY
Glossary 515

July 13, 2018

Honorable Members of the Board of County Commissioners:

I am pleased to present the proposed budget for Fiscal Year 2018-19. The proposed budget is balanced and totals $786 million for all governmental and proprietary activities of the County, including $431 million for base budget operations, $85 million in non-base expenditures, and $270 million for non-dedicated transfers and reserves. The proposed budget results in a 3% operating increase from last fiscal year, with no increase in the County's General Fund, Fire Fund, or Unincorporated Road MSTU millage rates.

BUDGET BY TYPE

DESCRIPTION	FY18 BUDGET	FY19 PROPOSED	VARIANCE	%
BASE BUDGETS	412,325,462	431,459,264	19,133,802	4.6%
FLEET	7,544,755	9,661,174	2,116,419	28.1%
EQUIPMENT	2,864,040	3,081,522	217,482	7.6%
FACILITIES PROJECTS	1,309,194	1,453,450	144,256	11.0%
PROJECTS	71,713,165	66,472,504	(5,240,661)	-7.3%
GRANTS	5,532,407	4,289,924	(1,242,483)	-22.5%
OPERATING BUDGET	**501,289,023**	**516,417,838**	**15,128,815**	**3.0%**
TRANSFERS	34,121,602	40,303,924	6,182,322	18.1%
RESERVES	219,910,831	229,408,617	9,497,786	4.3%
Grand Total	**755,321,456**	**786,130,378**	**30,808,922**	**4.1%**

The proposed Fiscal Year 2018-19 budget reflects your continuing commitment to meet the challenges of a growing county, while maintaining fiscal and operational sustainability. Seminole County's strong housing market and economic development efforts have propelled increased taxable property values countywide for the sixth consecutive year, averaging 6.5% annual growth over the past five years. The median price of an existing single-family home is now $259,000, while the median price of a newly-constructed home is $467,300, an 18% increase over prior year market values. Commercial markets are showing steady growth in property values that range between 2-15% annually. The County's 42 hotels continue to experience month-over-month increases in occupancy and average daily rates, contributing to Tourist Development Tax collections of $1.1 million per penny or $5.5 million in Fiscal Year 2017-18. Our Infrastructure Sales Tax is estimated to generate $76 million in Fiscal Year 2018-19, with the County receiving $42 million, the School Board $19 million, and the cities will share in $15 million.

Significant highlights and components of the proposed budget reflect ongoing priorities of the County, including:

A Structurally Balanced General Fund

- Fiscal Year 2018-19 marks the third consecutive year the budget is balanced without the use of reserves.
- General Fund Reserves reflect a healthy balance of 27% of revenues.

Investments in Public Safety

- Fire Station 29, a $3.4 million project, is scheduled to open this fall. More than 2,500 calls for emergency support from residents in the Oviedo and Winter Springs' communities will be addressed by this station.
- A new $400,000 tanker truck and three new full-time firefighters have been included in this budget.
- The Sheriff's Office has designated additional funding towards attracting and retaining quality public safety personnel.

High Quality Jobs

- $2.2 million has been allocated to on-going commitments towards economic development projects and partnerships. Investments in our business community have supported the creation of nearly 5,000 new jobs since 2014.

Maintain Our Quality Infrastructure

- Major Fiscal Year 2018-19 roadway infrastructure projects include Lake Emma Road at I-4 intersection improvements, Lake Tony Outfall replacement, and the resurfacing of Curryville, Howell Branch, and Markham Woods Roads.
- Major Fiscal Year 2018-19 Water and Sewer improvements include the County Road 427 force main rehabilitation, Apple Valley distribution pipe improvements, Greenwood Lakes water reclamation and effluent transfer pump replacements, and the Wekiva Parkway utility relocation project.

Traffic Management Tools

- In addition to other traditional road and stormwater projects, $2.5 million in voter-approved Infrastructure Sales Tax funds have been designated for advanced traffic management systems, signal mast arms, trails, and road striping projects.

Recreational Enhancements

- More than $500K in Infrastructure Sales Tax funding has been allocated for Bicycle and Pedestrian Improvements.
- $400k has been designated to upgrade the much-anticipated Rolling Hills Regional Park.
- $900k has been allocated for new library books and more than $300k will be disbursed for new playground equipment at Sylvan Lake and Sanlando Parks.

Affordable Housing

- The median sale price for a single-family home in Seminole County has increased by 20% since 2010. A challenging byproduct of a growing economy is the availability of affordable housing. Recent appreciation in housing prices has created an emergent focus on affordable opportunities.
- Seminole County will receive more than $2.8 million in HUD funding in Fiscal Year 2018-19, to administer and provide affordable housing and related programs. This is the largest allocation since Fiscal Year 2010-11.

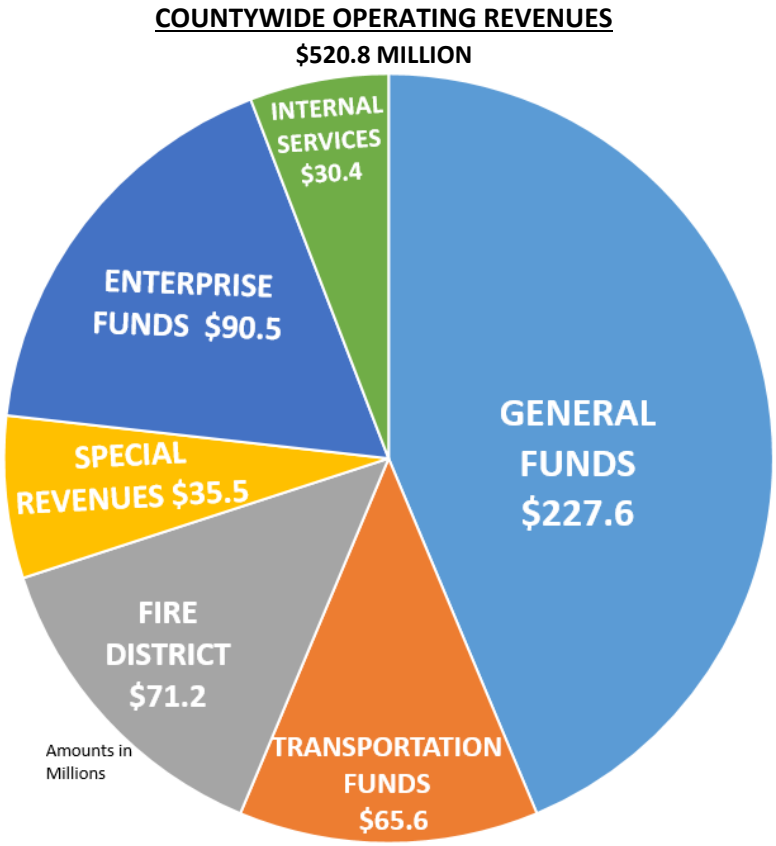

General Revenue funds include all funds/sub-funds that require regular transfers from the General Fund to operate. (Excludes Fund Balance and Interfund Transfers)

General Operating Funds

General government operations, including those undertaken by the County's Constitutional Officers, are funded through three primary sources: property taxes, state shared revenues, and locally generated revenues. In total, the County's General Fund Operating Revenues (excluding fund balance and interfund transfers) total $227.6 million, an increase of $10.7 million over the prior year. Minor revenues increased $200K and major revenues are detailed below:

Property Taxes

Revenue estimates are based on a continuation of the countywide millage rate of 4.8751, Unincorporated Road District millage rate of 0.1107, and a Fire Protection District millage rate of 2.7649.

Countywide taxable property values increased by 8.3% over Fiscal Year 2017-18. New construction accounts for 1.74% of the increase, while reappraisals of existing properties are responsible for 6.56%.

The Unincorporated Road District MSTU increased by 6.67% in property value and Fire Protection District taxable property values grew by 7.72% over Fiscal Year 2016-17.

The growth in taxable property values led to an ad valorem revenue increase of $11.4 million to the General Fund; $4.3 million to the Fire Funds; and $105,000 to the Transportation Trust Fund, totaling $15.8 million over Fiscal Year 2017-18.

State Shared Revenue

Countywide state shared revenues primarily include County Revenue Sharing and Half-Cent Sales Tax. Both are funded primarily through the State 6 cent sales tax which is expected to increase by $1.1 million, or 2.9%, in Fiscal Year 2018-19.

Communication Service Tax

Communication Service Tax (CST) is projected to decrease to $5.7 million in Fiscal Year 2018-19, a $200,000 reduction over the previous year. CST revenues have dropped 15% over the last two years and are expected to continue to decline, primarily due to changes in technologies.

Intragovernmental Transfers

Intragovernmental Transfers, or excess fee returns from Constitutional Officers, are not a guaranteed annual source of revenue. However, many County governments depend upon these returns to help supplement the property taxes used to support the growing cost of non-BCC controlled Constitutional Officer Budgets.

Returns from the Clerk of the Court and Comptroller, Property Appraiser, Sheriff, Supervisor of Elections, and Tax Collector are estimated to total $240,000 in Fiscal Year 2018-19, a $1.8 million decrease over the Fiscal Year 2017-18 adopted budget estimate of $2.1 million. Since Fiscal Year 2016-17, excess fee returns from Constitutional Officers have decreased by more than $5 million.[1]

Fire District Fund

Meeting the public safety needs of the County's rapidly growing population are a top priority for the Board of County Commissioners. In Fiscal Year 2017-18, the Board made the judicious decision of approving an upward adjustment to the Fire District Fund millage rate. The Fire Fund budget was facing a $5.8 million revenue to expenditure deficit with reserve levels dropping below 15% of revenues. Reserves were projected to be fully exhausted in Fiscal Year 2018-19.

[1] Just prior to the printing of the proposed budget, the Tax Collector notified the County that he expected to be able to provide a return of excess fees to the County for Fiscal Year 2018-19; however, the precise amount was not known at time of publication.

In order to maintain excellent public safety service levels within the County, a 0.4350 mill increase was approved last year, with the purpose of rightsizing the Fire District Fund for the long-term, which will allow Fire to maintain levels of service, facilities, and critical fleet without the need for an upward adjustment to the Fire District Millage Rate for years to come.

Special Revenue Funds

Building Fund

Building revenues are based on current construction activity and revenue trends. Building permit revenues are projected at $4 million, which is a 20%, or $821,000, increase over the Fiscal Year 2017-18 adopted budget.

Infrastructure Sales Tax Fund

The 2014 voter-approved One Cent Infrastructure Sales Tax is budgeted at $76.3 million for Fiscal Year 2018-19, representing a 3% growth over the prior years' adopted revenue. Pursuant to the Interlocal Agreement, the County will receive $42.4 million, or 55.6% of the projected sales tax. Seminole County Public Schools will receive $19.1 million, or 25%; the County's seven cities will share in $14.8 million, or 19.4% of the estimated revenue.

Enterprise Funds

Water and Sewer Fund

The Seminole County Water and Sewer Fund is currently structured under a five-year rate program, which was adopted by the Board of County Commissioners on September 22, 2015. A detailed list of rates is incorporated within Section 20.45 of the Seminole County Administrative Code. Water and Sewer revenues support program operations and debt funding requirements, reinforcing our existing debt and credit ratings and ensuring financial stability. Assuming a 1% ERC growth, a 0.5% increase in usage, and a 3.0% rate increase, the County can anticipate an additional $1.35 million in water utility revenue and a $2 million increase in sewer utility revenue.

Solid Waste Fund

Operating revenue for the Solid Waste Fund is projected at $15.7 million, or $950,000, above the Fiscal Year 2017-18 adopted budget. Additionally, Seminole County is anticipating $7.5 million in FEMA reimbursements which will offset expenditures made during Hurricanes Matthew and Irma.

COUNTYWIDE OPERATING BUDGET



(Excludes Reserves and Interfund Transfers)

The proposed Fiscal Year 2018-19 Operating Budget is largely dedicated to delivering essential services, with 77% designated towards public safety, transportation, and utilities.

Significant Funding Priorities for Fiscal Year 2018-19 within the Proposed General Fund Budget

Non-Base Requests **$1,333,739**

Includes upgrades to the jail door access control system, Information Services software solutions, and "Year Two" of the telephone system refresh project.

Generators **$1,389,635**

Replacement of 12 generators that are no longer reliable, beyond life-expectancy, and/or too costly to repair.

Quality of Life Projects

Includes new playground equipment for Sylvan Lake Park, a new fishing pier for Red Bug Lake Park, perimeter fencing at Sanlando Park, and minor construction at Rolling Hills. **$562,188**

New Positions **$50,917**

Includes 3.4 new, full time employees in the General Fund, including a housing locator position within Community Services and an in-house veterinarian and a customer service specialist within Animal Services. Three of these positions were previously contracted services and are either partially or fully offset by operating budget reductions ($233,630).

Medical Examiner **$1,300,000**

Due to the projected increase in the number of cases, the anticipated shift to District 5 as a service provider, and the accompanying increases in the level of service, the budget for the Medical Examiner has been increased by $300,000.

Mass Transit (LYNX) **$7,240,619**

The US 17-92 Community Redevelopment Agency (CRA) sunset at the end of 2017. Upon its conclusion, the $220,000 cost for enhanced headways along US 17-92 has been absorbed by the General Fund. While the proposed LYNX budget is $7.2 million, General Fund support of the program is expected to increase by only $270,840 (a total of $4.9 million) due to increases in offsetting Ninth-Cent Fuel Tax revenue.

County Health Insurance **$6,052,677**

Current trends indicate that County health insurance expenditures will increase by 14% ($3M). Treatments and technologies are becoming more-sophisticated, however with advancement comes additional cost. The proposed increase to the General Fund is $767,366.

Significant Items Not Funded in Fiscal Year 2018-19

Seminole County remains acutely aware of the potential decrease to revenues Amendment 1 poses. During the current budget preparation process, reductions were recommended to ensure the County is well-positioned for the potential loss of revenue in advance of Fiscal Year 2019-20. New positions were rigorously scrutinized and new programs and services that may require elimination due to future shortfalls were avoided. More than $3.5 million in project requests were reduced, including facilities maintenance projects, fleet replacement, park projects, and additional positions.

Fleet and Facilities **$3,000,000**

In an effort to maintain structural balance, approximately $3 million of Fleet and Facilities requests have been deferred for review in Fiscal Year 2019-20, including 17 vehicle purchases, $400,000 in HVAC system maintenance projects, $187,000 in parking lot paving, and several restroom, carpet, and flooring projects.

P25 Radio Equipment and Infrastructure **$8,000,000**

Radio and field equipment upgrades that would enable our dispatchers, command units, and first responders to effectively communicate while on-scene. Once budgeted, this project will be split-funded between the General and Fire Funds.

Personnel Requests **$514,548**

A total of seven full time positions, both new and reclassifications, in Planning and Development, Emergency Management, Community Services, and Watershed Management were considered but could not be funded.

Public Safety Building Replacement Water Tank **$92,000**

The existing 15,000 gallon water tank housed at the Public Safety Building is in need of replacement. This tank provides potable water to the building should water services be compromised.

Personnel Expenditures

The proposed Fiscal Year 2018-19 budget includes position requests totaling 11.38 new, full time employees at a cost of $545,409 across all County funds. These new positions are considered essential to providing current service levels, as well as address increased demand and growth. These new positions include:

POSITION REQUESTS

REQUEST	FUND NAME	FTE CHANGE	BUDGET CHANGE
NEW POSITIONS			
ANIMAL SVCS CUSTOMER SVCS REP (OPERATING OFFSET)	00100 GENERAL FUND	1.00	-
ANIMAL SVCS VETERINARIAN	00100 GENERAL FUND	1.00	103,871
ENV SVS SOLID WASTE CUSTOMER SVCS REP	40201 SOLID WASTE FUND	1.00	36,866
ENV SVS WATER & SEWER POSITIONS	40100 WATER AND SEWER FUND	2.00	80,313
FIREFIGHTERS FOR NEW RURAL WATER SUPPLY VEHICLE	11200 FIRE PROTECTION FUND	3.00	152,513
MUSEUM COORDINATOR - PART TO FULL TIME	00100 GENERAL FUND	0.38	21,069
NEW HOUSING LOCATOR (OPERATING OFFSET)	00100 GENERAL FUND	1.00	-
NEW MOSQUITO TECH	11909 MOSQUITO CONTROL GRANT	1.00	36,866
NEW TOURISM FUNDED INTERNS	11001 TOURISM SPORTS 4 & 6 CENT FUN	-	11,076
TRAFFIC - NEW ATMS POSITION	10101 TRANSPORTATION TRUST FUND	1.00	52,008
RECLASSES			
ENVIRONMENTAL SVCS RECLASS	40100 WATER AND SEWER FUND	-	7,629
MOSQUITO TECH - REMOVE SEASONAL DISTINCTION	00100 GENERAL FUND	-	-
VETERANS SERVICES RECLASS	00100 GENERAL FUND	-	8,197
NON BOCC POSITION			
NEW STATE ATTY SPLIT FUNDED CIO POSITION (NON BOCC POSITION)	11400 ARTICLE V FUND	-	35,000
FUND CHANGES			
FIRE - EMS POSITION TRANSFER	00100 GENERAL FUND	(1.00)	(82,220)
FIRE - EMS POSITION TRANSFER	11200 FIRE PROTECTION FUND	1.00	82,220
Grand Total		**11.38**	**545,409**

The proposed budget also includes a 3% salary adjustment for all permanent Board of County Commissioners' employees below the grade of Division Manager, and a 2% adjustment for all positions at the Division Manager level (E3), and above.[2] As a consequence of the economic downturn, County staffing levels were significantly reduced in Fiscal Years 2008-09 and 2009-10. While levels have gradually increased over the last several years, the number of employees per capita is still below pre-recession levels and personnel continue to undertake more responsibilities with fewer resources. Moreover, the County continues to face the ongoing challenge of increasingly competitive compensation. Employee retention and recruitment has become more difficult as the market offers higher compensation packages beyond what the County can match. With the exception of a few targeted positions, the County has not undertaken a market review of salaries since 2011. The proposed adjustment is a conservative effort to maintain our ability to recruit and retain a competent and responsive workforce.

CONSTITUTIONAL OFFICERS' BUDGETS

Within the proposed 2018-19 budget, Board of County Commissioners' programs account for 34% of General Fund expenditures, while funding to support the operations of the Sheriff, Tax Collector, Clerk of the Court and Comptroller, Property Appraiser, and Supervisor of Elections constitute 66% of expenditures.

The increase of 12% within the Supervisor of Elections' budget is reflective of the November 2018 General Election expenses. The $6.7 million increase to the Sheriff's Office budget directs additional funds to address retention and compression issues.[3]

All told, the increase for the Constitutional Officers' budgets for Fiscal Year 2018-19 is $7.7 million. This additional allocation could be considered a baseline for 2019-20 budget planning, as these budgets will most-likely remain flat or increase, rather than decrease, moving forward.

TRANSFERS TO THE CONSTITUTIONAL OFFICERS

PROGRAM	FY16 ACTUALS	FY17 ACTUALS	FY18 BUDGET	FY19 PROPOSED	VARIANCE	%
CLERK OF THE COURT	2,822,300	2,735,899	2,887,367	2,997,149	109,782	4%
PROPERTY APPRAISER	4,884,109	4,932,730	5,058,274	5,054,512	(3,762)	0%
SHERIFF'S OFFICE	107,583,000	115,716,277	119,621,000	126,365,000	6,744,000	5.6%
SUPERVISOR OF ELECTION	3,003,756	3,937,137	2,515,558	2,815,281	299,723	12%
TAX COLLECTOR	6,576,756	6,743,456	7,125,000	7,650,000	525,000	7%
GRAND TOTAL	**124,869,921**	**134,065,499**	**137,207,199**	**144,881,942**	**7,674,743**	**6%**

[2] Exclusive of the A Bargaining Unit.

[3] The Sheriff's budget includes some BCC operations which have been assumed by the Sheriff's Office, including management of the Jail, Probation, and Code Enforcement.

STRUCTURAL BALANCE

The Fiscal Year 2018-19 General Fund proposed budget is structurally balanced without the use of reserves for the third year in a row. Structural balance has been an ongoing priority of the Board of County Commissioners, and is attributable to not only a more favorable economic climate, but also to the County's on-going efforts to leverage limited financial resources. Maintaining a responsible reserve is of even greater importance. The proposed Fiscal Year 2018-19 budget will yield a 27% reserve balance in the General Fund. The County's credit rating, which is determined by three national credit rating agencies, remains at the "AA" level, which designates a very strong rating that is awarded to government entities that demonstrate sound management practices and financial strength.

PROPOSED $25,000 HOMESTEAD EXEMPTION

During the 2017 regular session, the Florida Legislature passed House Joint Resolution 7105, which will place a referendum to consider an additional $25,000 property tax exemption before the voters on the November 2018 ballot. Amendment 1, as it is identified on the ballot, must be approved by 60% of the voters. If it passes, the new homestead exemption will have a negative fiscal impact of approximately $11 million to the County's overall budget in Fiscal Year 2019-20.

EFFECT OF ADDITIONAL $25K EXEMPTION

	AFFECTED PARCELS	PROPERTY VALUE DECREASE	% DROP	AD VALOREM REDUCTION
GENERAL FUND	97,733	1,662,076,575	13.53	8,102,790
FIRE FUND	72,976	1,267,217,158	12.89	2,952,489
ROAD DISTRICT	51,592	966,838,443	12.39	107,029
TOTAL				$ 11,162,308

In anticipation of voter approval, a Board of County Commissioners' work session was held on June 26, 2018, with the express purpose of presenting the budgetary realities of Amendment 1 to the Board, and to gain insight and direction with respect to managing future shortfalls. Board expectations remained focused on a structurally balanced budget that did not utilize General Fund Reserves. Additionally, the Board maintained in order to achieve balance, each of the six agencies funded by the General Fund – the Board of County Commissioners, the Sheriff, the Tax Collector, the Clerk of the Court and Comptroller, the Property Appraiser, and the Supervisor of Elections – should proportionally bear the deficit.

General Fund revenues are estimated to increase by $2.9 million in Fiscal Year 2019-20. If Amendment 1 passes, a deficit of $4.3 million is anticipated. The following table demonstrates the proportionate impact of the anticipated revenue shortfall:

	AVG % OF REVENUES	FY19 PROPOSED BUDGET	FY20 FORECASTED BUDGET	FY20 FORECASTED INCREASE	%	FY20 PROPORTIONATE SHARE OF REVENUE GROWTH	FY20 REVENUE SHORTFALL
GENERAL FUND REVENUES		224,717,766	227,632,905	2,915,139	1.3%	2,915,139	
CLERK OF THE COURT	1%	2,997,149	3,087,063	89,914	3.0%	29,804	60,110
PROPERTY APPRAISER	2%	5,054,512	5,206,148	151,635	3.0%	59,608	92,027
SHERIFF'S OFFICE	57%	126,365,000	130,787,775	4,422,775	3.5%	1,698,838	2,723,937
SUPERVISOR OF ELECTIONS	1%	2,815,281	2,899,739	84,458	3.0%	29,804	54,654
TAX COLLECTOR	3%	7,650,000	8,147,250	497,250	6.5%	89,413	407,837
BOARD PROGRAMS	34%	75,904,642	77,732,599	1,827,957	2.4%	1,013,342	814,615
NON-BASE PROJECTS	2%	3,865,903	4,120,000	254,097	6.6%	59,608	194,489
TOTAL EXPENDITURES		224,652,487	231,980,574	7,328,087		2,980,418	4,347,670
RESERVE ADJUSTMENT		65,279	(4,347,670)			-	

The fundamental role of local government is to provide its citizenry with basic services, such as water, sewer, fire and rescue, roads, and other infrastructure. Florida's dramatic influx of both population and development is placing unprecedented stress on current infrastructure, yet local governments are limited in the amount of revenue they can collect. Our challenge moving forward is reconciling the intended purpose of homestead exemption with the effect that cutting local revenues will have on our ability to provide basic infrastructure services.

The Board of County Commissioners has been united in its position that tax rates should not be increased, nor should reserves be depleted, in order to alleviate the resulting shortfall if Amendment 1 passes. The Board has asserted its belief that it is the responsibility of the six bodies funded by the General Fund – the Board of County Commissioners, the Sheriff, the Tax Collector, the Clerk of the Court and Comptroller, the Property Appraiser, and the Supervisor of Elections, to collaborate in an effort to reduce spending, continually seek opportunities for efficiencies, and responsibly employ taxpayer dollars in order weather the pending storm. As the above table indicated, the two entities most impacted by the potential revenue shortfall are the Board of County Commissioners and the Sheriff's Office. To that end, I have already begun discussions with representatives of the Sheriff's Office with respect to planning for Fiscal Year 2019-20, and have received assurances that they share the Board's commitment to addressing the shortfall without and increase to tax rates or a negative impact to reserve funds.

As always, development of the proposed budget has truly been a team-effort. I appreciate the collaborative nature of not only the County departments, but also our Constitutional and Judicial partners. I look forward to working closely with the Board as we move through the upcoming Budget Workshops, and refine the budget for final adoption.

Sincerely,

Nicole Guillet
County Manager


SM
SEMINOLE COUNTY
FLORIDA'S NATURAL CHOICE

GENERAL FUND FORECAST
(excluding SunRail and major projects)

*INCLUDING GENERAL REPLACEME	FY17	FY18	FY19	FY20	FY21	FY22	FY23	FY24	FY25	FY26	FY27
REVENUE IMPACT OF $25K EXEMPTION				7,956,163							
PROPERTY VALUE GROWTH	5.4%	7.3%	**8.25%**	6.5%	5.0%	4.0%	4.0%	4.0%	4.0%	4.0%	4.0%
REVENUES											
AD VALOREM REVENUE	134,066,004	143,582,626	**154,947,566**	157,062,995	164,181,374	170,748,928	177,578,885	184,682,041	192,069,322	199,752,095	207,742,179
OTHER REVENUES	70,394,684	70,393,562	**69,770,200**	70,569,910	71,585,788	72,624,305	73,685,832	74,770,751	75,879,448	77,012,324	78,169,785
TOTAL REVENUES	204,460,688	213,976,188	**224,717,766**	227,632,905	235,767,161	243,373,233	251,264,718	259,452,791	267,948,770	276,764,419	285,911,964
EXPENDITURES											
BCC BASE BUDGETS	68,120,830	74,476,122	**75,904,642**	77,732,599	79,792,998	81,914,861	84,100,076	86,350,590	88,668,412	91,055,617	93,514,344
CONSTITUTIONALS	134,065,499	136,930,082	**144,881,942**	150,127,976	155,448,699	161,551,359	167,894,668	174,488,146	181,341,694	188,465,605	195,870,580
TOTAL BASE BUDGETS	202,186,329	211,406,204	**220,786,584**	227,860,574	235,241,697	243,466,221	251,994,744	260,838,736	270,010,106	279,521,222	289,384,923
STRUCTURAL BALANCE	**2,274,359**	2,569,984	**3,931,182**	**(227,670)**	**525,464**	**(92,988)**	**(730,026)**	(1,385,945)	(2,061,336)	(2,756,803)	(3,472,959)
NON-BASE BUDGETS	2,991,626	2,974,886	**3,865,903**	4,120,000	5,478,526	3,394,937	2,363,644	2,835,695	2,069,508	3,283,115	1,850,213
TOTAL EXPENDITURES	205,177,955	214,381,090	**224,652,487**	231,980,574	240,720,223	246,861,158	254,358,388	263,674,431	272,079,614	282,804,337	291,235,136
CHANGE IN RESERVES			**65,279**	**(4,347,670)**	**(4,953,062)**	**(3,487,925)**	**(3,093,670)**	**(4,221,640)**	**(4,130,844)**	**(6,039,918)**	**(5,323,172)**
RESERVE BALANCE		**51,866,549**	**58,111,552**	**53,763,882**	**48,810,821**	**45,322,896**	**42,229,225**	**38,007,586**	**33,876,742**	**27,836,824**	**22,513,651**
RESERVE %		24%	**26%**	24%	20.7%	19%	17%	15%	13%	10%	8%
GROWTH RATES											
OTHER REVENUES (AVERAGE)				2.0%	2.0%	2.0%	2.0%	2.0%	2.0%	2.0%	2.0%
SALARIES				3.0%	3.0%	3.0%	3.0%	3.0%	3.0%	3.0%	3.0%
HEALTH INS				6.0%	6.0%	6.0%	6.0%	6.0%	6.0%	6.0%	6.0%
BCC OPERATING				2.0%	2.0%	2.0%	2.0%	2.0%	2.0%	2.0%	2.0%
SHERIFF TRANSFER				3.5%	3.5%	4.0%	4.0%	4.0%	4.0%	4.0%	4.0%
OTHER CONSTITUTIONALS				3.0%	3.0%	3.0%	3.0%	3.0%	3.0%	3.0%	3.0%


SM
SEMINOLE COUNTY
FLORIDA'S NATURAL CHOICE

FY 2018/19 BUDGET DEVELOPMENT CALENDAR

DESCRIPTION	START DATE	DUE DATE	LOCATION
TRAINING - JDE BUDGET MODULE	1/25/18	1/26/18	LEARNING CENTER
Budget User Group Kickoff Meeting		1/30/18	CHAMBERS
Department Requests Due in JDE		**3/19/18**	**SHAREPOINT**
Technology Requests to Info Services		3/19/18	SHAREPOINT
Position Requests to Human Resources		4/2/18	SHAREPOINT
Vehicle Request to Fleet		3/5/18	SHAREPOINT
Facilities Request to Facilities Maintenance		3/19/18	SHAREPOINT
Environmental and Public Works CIP Programs		4/16/18	
BCC Pre Financial Update (Revenues)	BOARD DATE	3/27/18	CSB 3024
Budget Office Analysis	3/19/18	4/16/18	BUDGET OFFICE
County Manager Review with Resource Mgmt	**5/14/18**	6/29/18	BUDGET OFFICE
Dept Budget Review with Resource Mgmt	4/17/17	5/14/18	BUDGET OFFICE
CMO Consensus Meeting (All Depts)		MID JUNE	CSB 3024
Deliver CMO Worksession Budget to BCC		7/18/18	
BCC Budget Briefings (as needed)		JULY-AUG	CSB
Adopt TRIM (BCC will Adopt the FY 2017/18 TRIM Rates)	BCC DATE	7/24/18	CHAMBERS
BCC Worksession Meeting #1	THUR	8/2/18	CHAMBERS
BCC Worksession Meeting #2	THUR	8/21/18	CHAMBERS
BCC Worksession Meeting #3 (If Necessary)	TBD	TBD	CHAMBERS
1st Public Hearing	WED	9/12/18	CHAMBERS
2nd Public Hearing	TUE	9/25/18	CHAMBERS

BUDGETARY BASIS AND ASSUMPTIONS

BUDGETARY BASIS/ASSUMPTIONS

The revenue and expenditure budget was prepared based on historical trends, legislative actions and available economic data. The budget meets federal and state requirements and implements Seminole County's policies and practices.

The Fiscal Year 2018/19 budget development assumptions are as follows:

Revenues:

- ✓ Maintain current operating millage rates for all Board of County Commissioner taxing districts:

  Countywide - 4.8751 mills
  Fire/Rescue Municipal Service Taxing Unit (MSTU) - 2.7649 mills
  Unincorporated Road District MSTU - 0.1107 mills.

  The General countywide millage rate of 4.8751 mills will generate $11.4M in added property tax revenue due to an increase of 8.3% in countywide taxable property values.

  The County/Municipal Fire District MSTU property tax rate of 2.7649 mills will generate $4.3M in added property tax revenue due to a 7.7% increase in taxable property values.

  The Unincorporated Road District MSTU tax rate of 0.1107 mills will generate an additional $105K for local road projects due to an increase of 6.7% in taxable value for unincorporated Seminole County.

  Countywide property values grew by 8.3% in 2018, with 6.6% attributed to growth in existing property values and 1.7% in new construction. Inclusive of the Countywide General Fund, County/Municipal Fire District and Unincorporated Road District millage, FY 2017/18 *ad valorem* revenue has increased $15.8 million over FY 2016/17 adopted revenue.

- ✓ *Ad valorem* revenue estimates are budgeted and historically collected at 96% of the total property taxes levied by the Board of County Commissioners. The 4% property taxes levied that are not collected is due to discount incentives authorized by Florida Statutes for the early payment of property taxes prior to March 1st each year and other tax roll adjustments inclusive of Value Adjustment Board decisions made subsequent to the adopted budget.

- ✓ One-cent sales tax, half-cent sales tax, county revenue sharing, gas taxes and other locally levied taxes are projected based on current economic trends, historical receipts, legislative actions, and state estimates.

- ✓ The Seminole County Board of County Commissioners accounts for its deposits and investments in a pooled cash and investment account. Record low interest rates experienced over several years has greatly impacted interest revenue. FY 2018/19 investment income is anticipated to yield a significant change from FY 2017/18. The FY 2017/2018 Adopted Budget was based on an annual investment yield of 1.5%, while the FY 2018/2019 Proposed Budget is based on an annual investment yield of 2.0%.

- ✓ As approved by the Board of County Commissioners, water and sewer revenues are based on approved rate increases effective October 1, 2018, to support debt funding requirements, and to protect our existing debt and credit ratings.

BUDGETARY BASIS AND ASSUMPTIONS

Expenditures:

- ✓ Personal Services
  - The General Fund compensation is budgeted at less than 100% of the cost of a fully staffed workforce. The reduction is based upon a fund analysis of historical lapsed personal service costs due to vacancies and changes in salary levels when refilling existing positions. In general, the County has experienced approximately a 4% vacancy rate in personal service costs.
  - Retirement contribution rates are budgeted as established by state legislature effective July 1, 2018. The rate changes are as follows: 4.3% increase for Regular Class, 7.0% increase for Elected Officials, 5.3% increase for Special Risk, 5.9% increase for Senior Management, and 5.8% increase for DROP.

    The rates effective July 1, 2018 by class are as follows:

	Employer	Employee
▪ Regular	8.26%	3%
▪ Elected Officials	48.70%	3%
▪ Special Risk	24.50%	3%
▪ Senior Management	24.06%	3%
▪ DROP	14.03%	0%

  - FICA (Social Security) contributions are budgeted at the federal rate of 7.65%
  - Health benefits are self-insured by the County. Rates are established annually based on experience of the program and funds available in the Health Insurance Fund. Insurance premiums budgeted to be paid by the employer effective 1/1/2019, may be found in the Personal Services section of this document. Rates are expected to increase due to higher anticipated claims.
  - Workers compensation benefits are self-insured by the County for all employees except the Sheriff's Office. Rates by position class code are established annually based on the experience of the program, funds available in the Workers' Compensation Fund, and actuarial determined reserves to be retained. The total premium to be charged by the Workers' Compensation Fund is charged to individual cost centers, spreading the cost across applicable funding sources countywide. The rates used for budgeting are the same as the state's rates for all classifications. A detailed chart of the rates may be found in the Personal Services section of this document.

- ✓ Operating Expenses:
  - Departments developed base operating budgets consistent with current service levels, an examination of previous years' expenditures, and an assessment of operational options.
  - Departments were requested to maintain service levels without increasing operating budgets.
  - Requests for additional resources deemed critical to operations were considered on an individual basis.

BUDGETARY BASIS AND ASSUMPTIONS

- ✓ Operating Cost Allocation:
  - Full costing concepts were employed to a significant extent in the budget to allocate/appropriate centralized support service expenditures of the County to the programs utilizing the services; spreading the costs across funding sources countywide based on use.
  - Fleet, Facilities, and Technology Renewal and Replacement requests are reviewed and prioritized annually based on a BCC approved 5-Year plan and funding availability. Transfers to these funds are being made to cover only FY 2018/19 budget requests.

- ✓ Constitutional Officers Budgets:
  - Budgets for Constitutional Officers were submitted in accordance with Florida Statues by the individual officers and incorporated into the budget for consideration by the Board, except for the Tax Collector's Office whose budget is based on property tax revenue.

- ✓ Property/Liability Insurance:
  - The County is self-insured up to certain thresholds for property losses and liability claims. Rates are established annually based on total insured value of property and historical liability claims experience. The total premium charged by the Property/Liability Fund is spread across the following funds:

General Fund	40%	Water & Sewer	17%
Transportation	15%	Solid Waste	7%
Fire	20%	Other	1%

- ✓ Capital Equipment:
  - Departments provided justification for all capital equipment needs such as fleet and specialized equipment purchases. Practical needs are first met with available current inventory before replacement through purchase.

- ✓ Capital Improvements and Carryforward:
  - Capital infrastructure needs were prioritized and presented with detailed descriptions, justification, cost estimates, and identifiable funding. Submission of needs is made in the form of a five-year plan that includes the current year's budget, four years out and future needs. Available project balances from the current year will be carried forward after September 30, 2018.

- ✓ Grant Funding and Equipment Carryforward:
  - Operating grant funding included in the current year with unexpended balances as of September 30th can be carried forward as part of the final adopted budget based on the terms of the agreements and estimated unspent budget.
  - Funding for specific equipment items included in the current year budget which are not anticipated to be purchased or received by September 30th will be brought forward and reestablished in the following year as an amendment to the budget posted in December.

    In all cases, the inclusion of carryforward funds will not affect ending reserves.

BUDGETARY BASIS AND ASSUMPTIONS

Reserves:

- It is essential that the county maintain adequate levels of reserves across all funds as a protection to taxpayers to mitigate current and future risks (revenue shortfalls and unanticipated expenditures). Fund balance levels are also a crucial consideration in long-term financial planning. Focus is placed on maintaining Reserves at a fiscally prudent level (20% of expenditures for General Fund for credit rating maintenance) while providing services at a reasonable cost.

FUND STRUCTURE SUMMARY

FY 2018/19 TOTAL BUDGET $786,130,378

FUND MAJOR - FUND TYPE - FUND NAME	FY17 ACTUALS	FY18 ADOPTED BUDGET	FY19 PROPOSED BUDGET	VARIANCE	%
01 GENERAL FUNDS					
01 GENERAL FUNDS					
00100 GENERAL FUND	204,442,435	265,794,058	282,764,039	16,969,981	6%
00103 NATURAL LAND ENDOWMENT FUND	104,939	783,729	700,122	(83,607)	-11%
00112 BCC PROJECTS	-	453,500	663,739	210,239	46%
11932 MISCELLANEOUS GRANTS	-	0	0	0	
13000 STORMWATER FUND	-	193,117	0	(193,117)	-100%
13100 ECONOMIC DEVELOPMENT	1,879,968	2,368,688	2,221,273	(147,415)	-6%
02 REPLACEMENT FUNDS					
00108 FACILITIES MAINTENANCE FUND	1,240,933	624,996	348,788	(276,208)	-44%
00109 FLEET REPLACEMENT FUND	644,119	453,581	2,173,251	1,719,670	379%
00111 TECHNOLOGY REPLACEMENT FUND	548,203	281,126	757,396	476,270	169%
03 AGENCY FUNDS					
60301 BOCC AGENCY FUND	290	0	18,000	18,000	
60302 PUBLIC SAFETY	-	0	0	0	
60303 LIBRARIES-DESIGNATED	70,616	49,000	50,000	1,000	2%
60304 ANIMAL CONTROL	14,802	20,000	150,925	130,925	655%
60305 HISTORICAL COMMISSION	-	22,431	1,000	(21,431)	-96%
60307 4-H COUNSEL COOP EXTENSION	24,431	0	0	0	
60308 ADULT DRUG COURT	46,640	0	0	0	
60310 EXTENSION SERVICE PROGRAMS	8,613	0	0	0	
60311 SEM CO EXPRESSWAY AUTHORITY	-	0	0	0	
04 TRANSPORTATION FUNDS					
10102 NINTH-CENT FUEL TAX FUND	6,536,795	6,924,779	7,240,619	315,840	5%
01 GENERAL FUNDS Total	**215,562,784**	**277,969,005**	**297,089,152**	**19,120,147**	**7%**
02 TRANSPORTATION FUNDS					
04 TRANSPORTATION FUNDS					
10101 TRANSPORTATION TRUST FUND	16,216,111	21,848,138	23,200,410	1,352,272	6%
05 SALES TAX FUNDS					
11500 INFRASTRUCTURE TAX FUND	6,647,494	16,345,836	12,759,078	(3,586,758)	-22%
11541 INFRASTRUCTURE-COUNTY COMMIS	14,761,022	4,086,324	4,191,472	105,148	3%
11560 2014 INFRASTRUCTURE SALES TAX	25,593,109	52,477,866	51,683,293	(794,573)	-2%
11641 PUBLIC WORKS-INTERLOCAL AGREEM	260,896	0	0	0	
12601 ARTERIAL-IMPACT FEE	282	(5,700,581)	(4,310,571)	1,390,010	-24%
12602 NORTH COLLECTOR-IMPACT FEE	211,741	66,305	9,355	(56,950)	-86%
12603 WEST COLLECTOR-IMPACT FEE	-	198,000	483,998	285,998	144%
12604 EAST COLLECTOR-IMPACT FEE	-	365,849	588,522	222,673	61%
12605 SOUTH CENTRAL-IMPACT FEE	-	(1,693,054)	(1,351,688)	341,366	-20%

FUND STRUCTURE SUMMARY

FY 2018/19 TOTAL BUDGET $786,130,378

FUND MAJOR - FUND TYPE - FUND NAME	FY17 ACTUALS	FY18 ADOPTED BUDGET	FY19 PROPOSED BUDGET	VARIANCE	%
02 TRANSPORTATION FUNDS Total	**63,690,657**	**87,994,683**	**87,253,869**	**(740,814)**	**-1%**
03 FIRE DISTRICT FUNDS					
06 FIRE DISTRICT FUNDS					
11200 FIRE PROTECTION FUND	53,374,142	77,184,839	85,539,010	8,354,171	11%
11201 FIRE PROT FUND-REPLACE & RENEW	146,420	0	0	0	
11207 FIRE PROTECT FUND-CASSELBERRY	4,106,150	4,587,222	4,727,347	140,125	3%
12801 FIRE/RESCUE-IMPACT FEE	98,508	0	197,000	197,000	
03 FIRE DISTRICT FUNDS Total	**57,725,221**	**81,772,061**	**90,463,357**	**8,691,296**	**11%**
04 SPECIAL REVENUE FUNDS					
07 BUILDING FUNDS					
10400 BUILDING PROGRAM	3,318,687	6,851,550	7,808,992	957,442	14%
08 TOURISM FUNDS					
11000 TOURISM PARKS 1,2,3 CENT FUND	6,623,261	4,416,153	5,623,291	1,207,138	27%
11001 TOURISM SPORTS 4 & 6 CENT FUND	2,714,970	3,107,502	3,721,082	613,580	20%
09 COURT RELATED FUNDS					
11400 COURT SUPP TECH FEE (ARTV)	955,349	1,195,624	1,224,025	28,401	2%
12302 TEEN COURT	160,883	237,464	195,154	(42,310)	-18%
10 EMS TRUST FUNDS					
11800 EMS TRUST FUND	4,290	0	0	0	
11 GRANT FUNDS					
00110 ADULT DRUG COURT GRANT FUND	327,560	324,996	90,612	(234,384)	-72%
11901 COMMUNITY DEVELOPMEN BLK GRAI	1,734,849	1,665,154	1,906,512	241,358	14%
11902 HOME PROGRAM GRANT	433,712	496,754	734,777	238,023	48%
11904 EMERGENCY SHELTER GRANTS	145,276	148,985	149,759	774	1%
11905 COMMUNITY SVC BLOCK GRANT	287,012	43,561	0	(43,560)	-100%
11908 DISASTER PREPAREDNESS	237,574	41,056	(0)	(41,056)	-100%
11909 MOSQUITO CONTROL GRANT	1,235,670	502,468	0	(502,468)	-100%
11912 PUBLIC SAFETY GRANTS (STATE)	-	0	0	0	
11913 PUBLIC SAFETY GRANTS (OTHER)	-	0	0	0	
11915 PUBLIC SAFETY GRANTS (FEDERAL)	69,539	0	0	0	
11916 PUBLIC WORKS GRANTS	3,485,969	0	0	0	
11917 LEISURE SERVICES GRANTS	6,005	0	0	0	
11918 GROWTH MANAGEMENT GRANTS	-	0	0	0	
11919 COMMUNITY SVC GRANTS	468,207	479,291	0	(479,291)	-100%
11920 NEIGHBOR STABIL PROGRAM GRANT	57,351	42,295	0	(42,295)	-100%
11925 DCF REINVESTMENT GRANT FUND	231,061	1,200,000	0	(1,200,000)	-100%
11926 CITY OF SANFORD CDBG	294,364	401,643	448,253	46,610	12%
11930 RESOURCE MANAGEMENT GRANTS	59,031	22,535	0	(22,535)	-100%

FUND STRUCTURE SUMMARY

FY 2018/19 TOTAL BUDGET $786,130,378

FUND MAJOR - FUND TYPE - FUND NAME	FY17 ACTUALS	FY18 ADOPTED BUDGET	FY19 PROPOSED BUDGET	VARIANCE	%
11931 HOMELESSNESS GRANTS	-	0	0	0	
11933 FEDERAL MITIGATION GRANTS	-	0	112,500	112,500	
12013 SHIP- AFFORDABLE HOUSING 12/13	-	0	0	0	
12014 AFFORDABLE HOUSING 13/14	-	0	0	0	
12015 SHIP AFFORDABLE HOUSING 14/15	905,756	0	0	0	
12016 SHIP AFFORDABLE HOUSING 15/16	407,743	0	0	0	
12017 SHIP AFFORDABLE HOUSING 16/17	326,712	42,600	0	(42,600)	-100%
12018 SHIP AFFORDABLE HOUSING 17/18	-	0	0	0	
12019 SHIP AFFORDABLE HOUSING 18/19	-	0	696,584	696,584	
12 LAW ENFORCEMENT FUNDS					
00101 POLICE EDUCATION FUND	200,000	150,000	150,000	0	0%
12101 LAW ENFORCEMENT TST-LOCAL	2,221,115	0	0	0	
12102 LAW ENFORCEMENT TST-JUSTICE	31,435	0	0	0	
12802 LAW ENFORCEMENT-IMPACT FEE	-	0	2,228	2,228	
13 SPECIAL REVENUE FUNDS					
00104 BOATING IMPROVEMENT FUND	162,272	302,969	290,174	(12,795)	-4%
12200 ARBOR VIOLATION TRUST FUND	-	148,669	145,697	(2,972)	-2%
12300 ALCOHOL/DRUG ABUSE FUND	148,169	187,306	187,306	0	0%
12804 LIBRARY-IMPACT FEE	109,464	127,823	127,823	0	0%
12805 DRAINAGE-IMPACT FEE	-	0	0	0	
14 EMERGENCY 911 FUNDS					
12500 EMERGENCY 911 FUND	2,304,888	5,710,710	6,292,938	582,228	10%
15 CRA FUNDS					
13300 17/92 REDEVELOPMENT TI FUND	2,147,104	12,098,887	0	(12,098,887)	-100%
16 MSBU FUNDS					
15000 MSBU STREET LIGHTING	2,400,494	3,139,950	2,993,000	(146,950)	-5%
15100 MSBU RESIDENTIAL SOLID WASTE	13,903,125	19,698,000	20,185,950	487,950	2%
16000 MSBU PROGRAM	476,960	2,211,832	2,105,020	(106,812)	-5%
16005 MSBU MILLS (LM/AWC)	6,952	301,465	358,035	56,570	19%
16006 MSBU PICKETT (LM/AWC)	2,506	216,210	271,605	55,395	26%
16007 MSBU AMORY (LM/AWC)	2,254	26,203	31,020	4,817	18%
16010 MSBU CEDAR RIDGE (GRNDS MAINT)	20,575	52,125	56,500	4,375	8%
16013 MSBU HOWELL CREEK (LM/AWC)	1,356	11,630	12,585	955	8%
16020 MSBU HORSESHOE (LM/AWC)	24,174	9,500	12,865	3,365	35%
16021 MSBU MYRTLE (LM/AWC)	4,770	10,600	13,225	2,625	25%
16023 MSBU SPRING WOOD LAKE (LM/AWC	1,792	25,650	31,785	6,135	24%
16024 MSBU LAKE OF THE WOODS(LM/AWC	2,820	131,640	96,255	(35,385)	-27%
16025 MSBU MIRROR (LM/AWC)	1,969	58,575	67,970	9,395	16%
16026 MSBU SPRING (LM/AWC)	4,485	197,418	168,325	(29,093)	-15%
16027 MSBU SPRINGWOOD WTRWY (LM/AV	3,372	52,225	52,475	250	0%
16028 MSBU BURKETT (LM/AWC)	1,848	52,840	57,960	5,120	10%

FUND STRUCTURE SUMMARY

FY 2018/19 TOTAL BUDGET $786,130,378

FUND MAJOR - FUND TYPE - FUND NAME	FY17 ACTUALS	FY18 ADOPTED BUDGET	FY19 PROPOSED BUDGET	VARIANCE	%
16030 MSBU SWEETWATER COVE (LM/AWC	14,534	54,728	63,490	8,762	16%
16031 MSBU LAKE ASHER AWC	-	5,385	7,145	1,760	33%
16032 MSBU ENGLISH ESTATES (LM/AWC)	-	3,470	4,960	1,490	43%
16033 MSBU GRACE LAKE (LM/AWC)	-	23,675	16,725	(6,950)	-29%
16035 MSBU BUTTONWOOD POND (LM/AW	1,276	6,435	8,700	2,265	35%
16036 MSBU HOWELL LAKE (LM/AWC)	49,932	206,555	235,920	29,365	14%
04 SPECIAL REVENUE FUNDS Total	**48,740,470**	**66,442,106**	**56,759,223**	**(9,682,883)**	**-15%**
05 DEBT SERVICE FUNDS					
17 DEBT SERVICE FUNDS					
21200 GENERAL REVENUE DEBT	1,539,446	1,548,432	1,542,509	(5,923)	0%
21235 GENERAL REVENUE DEBT - 2014	1,640,600	1,639,200	1,641,450	2,250	0%
21300 COUNTY SHARED REVENUE DEBT	1,741,606	1,741,494	1,745,724	4,230	0%
22500 SALES TAX BONDS	4,987,275	4,982,275	4,987,575	5,300	0%
05 DEBT SERVICE FUNDS Total	**9,908,927**	**9,911,401**	**9,917,258**	**5,857**	**0%**
06 CAPITAL FUNDS					
18 CAPITAL FUNDS					
30600 INFRASTRUCTURE IMP OP FUND	-	0	577,136	577,136	
30700 SPORTS COMPLEX/SOLDIERS CREEK	1,823,099	0	0	0	
32000 JAIL PROJECT/2005	-	0	0	0	
32100 NATURAL LANDS/TRAILS	276,661	1,288,779	829,836	(458,943)	-36%
32200 COURTHOUSE PROJECTS FUND	-	0	248,420	248,420	
06 CAPITAL FUNDS Total	**2,099,761**	**1,288,779**	**1,655,392**	**366,613**	**28%**
07 ENTERPRISE FUNDS					
19 WATER & SEWER FUNDS					
40100 WATER AND SEWER FUND	77,223,630	88,268,154	90,223,560	1,955,406	2%
40102 CONNECTION FEES-WATER	615,927	743,199	1,310,247	567,048	76%
40103 CONNECTION FEES-SEWER	985,300	2,694,793	4,885,495	2,190,702	81%
40105 WATER & SEWER BONDS, SERIES 20	745,712	5,240	15,152	9,912	189%
40106 2010 BOND SERIES	12,466	2,729	16,212	13,483	494%
40107 WATER & SEWER DEBT SERVICE RES	-	18,121,674	18,121,674	0	0%
40108 WATER & SEWER CAPITAL IMPROVEM	5,314,277	17,772,187	23,960,187	6,188,000	35%
40115 WATER & SEWER BOND SER 2015A&E	(1,798,927)	0	0	0	
20 SOLID WASTE FUNDS					
40201 SOLID WASTE FUND	16,740,661	39,697,208	35,646,885	(4,050,323)	-10%
21 LANDFILL CLOSURE FUNDS					
40204 LANDFILL MANAGEMENT ESCROW	-	20,112,740	21,464,016	1,351,276	7%

FUND STRUCTURE SUMMARY

FY 2018/19 TOTAL BUDGET $786,130,378

FUND MAJOR - FUND TYPE - FUND NAME	FY17 ACTUALS	FY18 ADOPTED BUDGET	FY19 PROPOSED BUDGET	VARIANCE	%
07 ENTERPRISE FUNDS Total	**99,839,046**	**187,417,924**	**195,643,428**	**8,225,504**	**4%**
08 INTERNAL SERVICE FUNDS					
22 INTERNAL SERVICE FUNDS					
50100 PROPERTY/CASUALTY INSURANCE FU	2,319,261	7,550,617	7,822,411	271,794	4%
50200 WORKERS COMPENSATION FUND	2,202,848	7,228,098	7,715,321	487,222	7%
50300 HEALTH INSURANCE FUND	19,834,260	27,746,782	31,810,968	4,064,187	15%
08 INTERNAL SERVICE FUNDS Total	**24,356,369**	**42,525,497**	**47,348,700**	**4,823,203**	**11%**
Grand Total	**521,923,233**	**755,321,456**	**786,130,378**	**30,808,922**	**4%**

FUND STRUCTURE

Overview

In accordance with Generally Accepted Accounting Principles (GAAP) and to provide proper accountability for the different types of financial resources, "funds" are established. Each fund is a separate accounting entity with its own resources, liabilities, and residual balance. Some funds are consolidated for budget adoption and presentation. Funds with similar objectives, activities and legal restrictions are, for reporting purposes, placed in one of two groups: Governmental Funds and Proprietary Funds.

Governmental Funds: Governmental Funds account for general governmental activities which are largely supported by taxes and fees. They are accounted for on a "modified accrual basis" or current financial resources basis.

Governmental Funds include the following fund types:

a. **The General Fund** accounts for all resources not reported in other funds. Most countywide activities are accounted for in this fund.
b. **Special Revenue Funds** account for resources received from special sources which are dedicated or restricted specific uses.
c. **Debt Service Funds** account for the accumulation of resources for, and the payment of, interest, principal and other debt-related costs.
d. **Capital Projects Funds** account for the accumulation and use of resources for the acquisition of land, major buildings and for infrastructure improvements where a specific project is designated or required.
e. **Trust and Agency Funds** are used to account for assets held by the County in a trustee capacity or as an agent for individuals, private organizations, other governments, and/or other funds. These funds are custodial in nature and do not involve measurement of results of operations.

Proprietary Funds: Proprietary Funds account for those external and internal business-type activities that are provided on a basis consistent with private enterprise. They are accounted for on a "full accrual" basis.

Proprietary Funds include the following two fund types:

a. **Enterprise Funds** account for activities such as water and solid waste disposal services that are similar to those provided by private enterprise and whose costs are paid from user charges or from revenue sources other than general governmental revenue.
b. **Internal Service Funds** account for certain internal services provided to various Departments. Seminole County uses Internal Service Funds to record all types of insurance utilized by the County, including the self-insurance programs for workers' compensation, general and property liability, as well as employee group health and life insurance. These costs are allocated to individual departments, divisions, and programs on a rational basis.

Basis of Accounting. Generally Accepted Accounting Principles ("GAAP") requires that local governments, such as Seminole County, base their financial statements on two different bases of

accounting. Entity wide statements and statements of proprietary funds are to be reported based upon the full accrual basis of accounting. Individual governmental funds are to be reported based upon the modified accrual basis of accounting.

The primary difference between the full and modified accrual basis of accounting is the focus of measurement. In full accrual accounting, the focus of measurement is on **total** economic resources. In modified accrual accounting, the focus of measurement is on **current** economic resources. In full accrual accounting, long term assets and liabilities are included as part of the measurement. In modified accrual, only those items are recognized that will be reflected in near-term inflows or outflows of cash. (Generally, commercial or "for profit" entities use full accrual accounting in order to best reflect the results of operations and financial position of an entity.)

Despite the difference in the basis of accounting used in financial reporting between governmental and proprietary funds, budgeting is generally based upon modified accrual principles. Allowances for depreciation (a full accrual concept), amortization (a full accrual concept), and other non-cash related transactions are generally not included in the Budget. By excluding most non-cash related transactions which generally relate to transactions reported in different fiscal periods, the budget can be used as a current control and policy mechanism. The primary exception to this focus is that the budget also includes various allocation mechanisms for common costs whose primary purpose is to better reflect the total current costs of various Programs and Departments, rather than merely the current direct costs.

Funds in Each Group

The following funds are included in the adopted FY 2018/19 budget. Other funding for additional funds may be added during FY 2018/19 either as a carryforward of available funds from FY 2017/18 or through action of the Board of County Commissioners.

GOVERNMENTAL FUNDS

GENERAL FUNDS:

General Fund – 00100
Account for all financial resources except those required to be accounted for in another fund.

Donations Funds – 00103 & 603XX
Account for receipt and disbursement of contributions from the general public for a specific purpose.

Facilities Maintenance Fund – 00108
Account for the receipt, accumulation, and disbursement of funds dedicated to maintaining County owned facilities.

Fleet Replacement Fund – 00109
Account for the receipt, accumulation, and disbursement of funds dedicated to replacing County owned rolling stock.

FUND STRUCTURE

Technology Replacement Fund – 00111
Account for the receipt, accumulation, and disbursement of funds dedicated to replacing County owned computers, servers, and other technological equipment.

BCC Projects Fund – 00112
Account for the receipt and disbursement of funds for General Fund supported capital projects.

Economic Development Fund – 13100
Account for the receipt and disbursement of funds for the County's Economic Development Program to generate employment, businesses and other economic activities.

RESTRICTED FUNDS:

Police Education Fund – 00101
Account for receipt and disbursement of funds collected from civil traffic infractions for criminal justice education and training.

Boating Improvement Fund – 00104
Account for receipt and disbursement of registration fees from recreational vessels to improve County waterways.

County Grant Funds – 00110 & 119XX &120XX
Account for receipt and disbursement of monies relating to Grant Programs, inclusive of State and Federal Grants with reporting requirements. These funds exclude grants for proprietary operations.

County Transportation Trust Fund – 101XX
Account for the construction and maintenance of County roads. Activities include road maintenance, traffic control, right-of-way acquisition and construction of new roadways. Funding is from local ad valorem property taxes and gas taxes collected and distributed by the State of Florida. Included sub-funds are the Transportation Trust Fund and the Transportation – Ninth Cent Fund. The latter is dedicated to Mass Transit.

Building Program Fund - 10400
Account for receipt and disbursement of Fees, building permits and other related inspection fees paid by customers. Funds are used to provide services for the enforcement of the Florida Building Code per Section 553.80, Florida Statutes.

Tourist Development Funds – 110XX
Account for receipt and disbursement of Tourist Development Taxes on transient rentals per Section 125.0104, Florida Statutes.

Fire District Funds – 1120X
Account for receipt and disbursements relating to the provision of fire protection and emergency rescue to the unincorporated areas of the county, Winter Springs, Altamonte Springs, and Casselberry. Primary funding is ad valorem property taxes.

Renewal and Replacement – Fire Protection – 11201
Account for the receipt, accumulation, and disbursement of funds dedicated to replacing County owned rolling stock funded through transfers from the Fire Protection Fund.

Court Support Technology Fund – 11400
Account for receipt and disbursement of recording fees provided for by Section 28.24(12)(e)(1), Florida Statutes. Funds are used to support the circuit and county courts, Public Defender's Office, State Attorney's Office, and the Clerk of Courts Office with court-related technology costs.

Infrastructure Sales Tax Fund – 115XX
Account for the receipt and disbursement of a voter approved referendum one-cent sales tax in 1991, 2001, and 2014 for a period of ten years. Proceeds are used to fund transportation capital improvements.

Arbor Violation Trust Fund – 12200
Account for receipt, accumulation, and disbursement of funds used for the planting of trees in the County and in administrative costs incurred in enforcing the arbor violation penalties in the Seminole County Land Development Code.

Alcohol Drug Abuse Fund – 12300
Account for the levy of certain penalty assessments provided for by Section 893.13(4), Florida Statutes. Funds are used for meritorious and observing drug abuse treatment or educational programs.

Teen Court Fund – 12302
Account for the levy of mandatory court costs authorized by Section 738.19, Florida Statutes for operational and administrative support for Teen Court

Enhanced 911 Fund - 12500
Account for receipt, accumulation, and disbursement of funds used for creation and maintenance of the County's emergency communication infrastructure (911) system.

Transportation Impact Fee Funds – 126XX
Account for receipt and disbursement of funds derived from fees paid by developers as outlined in the Seminole County Road Impact Fee Ordinance. Use of funds is restricted to capital facilities that are attributable to new growth. Sub-funds include Arterial Impact Fee, North Collector Impact Fee, West Collector Impact Fee, East Collector Impact Fee and South Central Impact Fee.

Development Impact Fee Funds – 128XX
Account for impact fees levied by the Board and collected pursuant to Seminole County Ordinance. Amounts collected are deposited into these funds. The revenues generated are to be used for capital improvements for fire protection and libraries. Sub-funds include the Fire/Rescue Impact Fee, and Library Impact Fee.

17-92 Redevelopment Fund – 13300
Account for the receipt and disbursement of tax increment income received for the 17-92 highway improvement and redevelopment agency.

FUND STRUCTURE

MSBU Street Lighting Fund – 15000
Account for the consolidated non-ad valorem assessment district created to provide for the funding and management of street lighting public services provided within participating communities throughout the unincorporated areas of the County and may be established by ordinance pursuant to a petition by a proper percentage of property owners in the district. Assessments are allocated on an equitable basis and collected by the Tax Collector.

MSBU Residential Solid Waste Fund – 15100
Account for the residential solid waste management non-ad valorem assessment district created to provide for the funding and management of the residential solid waste public services provided within residential communities throughout the unincorporated area of the county. Assessments are allocated on a per dwelling basis and collected by the Tax Collector.

MSBU Program Fund – 16000
Account for the management of the MSBU Program that provides project and financial management on behalf of all non-ad valorem assessment district types from conceptual consideration to service implementation and in many situations, long term management.

Municipal Services Benefit Units Funds – 160XX
Account for various non ad-valorem assessment districts created to provide the funding and management of various infrastructure improvements or public services within unincorporated Seminole County. Lake and Vegetation Management is the most common public service associated with these accounts. Assessments are allocated on an equitable basis and collected by the Tax Collector.

DEBT SERVICE FUNDS:

General Revenue Debt, 2012 – 21200
The $20,125,000 Capital Improvement Revenue Bonds, Series 2010 were issued to refund the Sales Tax Revenue Refunding Bonds, Series 1998, and are payable through a pledge of general (non-ad valorem) revenues.

General Revenue Debt, 2014- Sports Complex/Soldier's Creek – 21235
The $28,000,000 Special Obligation Bonds, Series 2014 were issued for the construction and equipping of a Sports Complex and to provide funding for capital improvements to Soldier's Creek Park. Bond issue is payable through a pledge of general (non-ad valorem) revenues.

County Shared Revenue Debt– 21300
The $22,000,000 Capital Revenue Improvement Revenue Bonds, Series 2012, were issued to provide financing for the Public Safety Communications P25 Radio System Upgrade and Tower Rebuild projects. Funding for repayment of these bonds is provided by County Shared Revenues.

Sales Tax Revenue Bonds 2001 – 22500
The $35,365,000 Sales Tax Revenue Bonds, Series 2005A were issued for the purpose of financing all or a portion of the renovation and expansion of the County's John E. Polk Correctional Facility. The $39,700,000 Sales Tax Revenue Refunding Bonds, Series 2005B were issued to advance refund the Series 2001 Bonds maturing in the years 2012 through 2031. The

$47,975,000 Sales Tax Revenue Bonds, Series 2001 were issued to finance a portion of the cost of design, acquisition and construction of the courthouse expansion and renovation project.

CAPITAL FUNDS:

Capital Improvement Revenue Bonds, Series 2012 (P25 System) – 30600

Account for proceeds of County 2012 shared revenue bonds to upgrade the Public Safety Communications P25 Radio System and rebuild Communications Towers.

Sports Complex/Soldier's Creek Project Fund – 30700
Account for proceeds of County 2014 general revenue bonds to construct a Sports Complex and provide capital improvements to Soldier's Creek Park.

Natural Lands/Trails Capital Project Fund – 32100
Account for proceeds of general obligation bonds to acquire, preserve, and restore environmentally sensitive lands within Seminole County.

Courthouse Projects Fund – 32200
Account for proceeds of Sales Tax Revenue Bonds for courthouse construction/capital improvements.

PROPIETARY FUNDS

ENTERPRISE FUNDS:

Water and Sewer Funds – 401XX
Account for the provision of water and sewer services to residents of the unincorporated areas of the County as well as portions of three municipalities: the City of Longwood, the City of Lake Mary and the City of Oviedo. Related activities include, but are not limited to, administration, operation, maintenance, financing and related debt service, and billing and collection.

Solid Waste Funds – 402XX
Account for the provision of solid waste disposal services to the general public on a user-charge basis. Related activities include, but not limited to, administration, operation, maintenance, financing and related debt service.

INTERNAL SERVICE FUNDS:

Property/Liability Insurance Fund – 50100
Account for insurance utilized by the County, including self-insurance, for general and property liability insurance. Reimbursements for these costs are allocated countywide.

Worker's Compensation Fund – 50200
Account for all types of insurance utilized by the County, including self-insurance, for workers' compensation. Reimbursements for these costs are allocated countywide.

FUND STRUCTURE

Health Insurance Fund – 50300
Account for insurance utilized by the County, including self-insurance, for employee group health and life insurance. Reimbursements for these costs are allocated countywide.

BUDGET BY FUND TYPE

FUND TYPE	FY17 ACTUALS	FY18 ADOPTED BUDGET	FY19 PROPOSED BUDGET	VARIANCE	%
01 GENERAL FUNDS	206,427,342	269,593,092	286,349,173	16,756,081	6%
02 REPLACEMENT FUNDS	2,433,255	1,359,703	3,279,435	1,919,732	141%
03 AGENCY FUNDS	165,392	91,431	219,925	128,494	141%
04 TRANSPORTATION FUNDS	22,752,906	28,772,917	30,441,029	1,668,112	6%
05 SALES TAX FUNDS	47,474,546	66,146,545	64,053,459	(2,093,086)	-3%
06 FIRE DISTRICT FUNDS	57,725,221	81,772,061	90,463,357	8,691,296	11%
07 BUILDING FUNDS	3,318,687	6,851,550	7,808,992	957,442	14%
08 TOURISM FUNDS	9,338,230	7,523,655	9,344,373	1,820,718	24%
09 COURT RELATED FUNDS	1,116,232	1,433,088	1,419,179	(13,909)	-1%
10 EMS TRUST FUNDS	4,290	0	0	0	
11 GRANT FUNDS	10,713,390	5,411,338	4,138,999	(1,272,339)	-24%
12 LAW ENFORCEMENT FUNDS	2,452,550	150,000	152,228	2,228	1%
13 SPECIAL REVENUE FUNDS	419,906	766,767	751,000	(15,767)	-2%
14 EMERGENCY 911 FUNDS	2,304,888	5,710,710	6,292,938	582,228	10%
15 CRA FUNDS	2,147,104	12,098,887	0	(12,098,887)	-100%
16 MSBU FUNDS	16,925,193	26,496,111	26,851,515	355,404	1%
17 DEBT SERVICE FUNDS	9,908,927	9,911,401	9,917,258	5,857	0%
18 CAPITAL FUNDS	2,099,761	1,288,779	1,655,392	366,613	28%
19 WATER & SEWER FUNDS	83,098,385	127,607,976	138,532,527	10,924,551	9%
20 SOLID WASTE FUNDS	16,740,661	39,697,208	35,646,885	(4,050,323)	-10%
21 LANDFILL CLOSURE FUNDS	-	20,112,740	21,464,016	1,351,276	7%
22 INTERNAL SERVICE FUNDS	24,356,369	42,525,497	47,348,700	4,823,203	11%
Grand Total	**521,923,233**	**755,321,456**	**786,130,378**	**30,808,922**	**4%**

BUDGET BY BUSINESS UNIT TYPE

BUSINESS UNIT TYPE	FY17 ACTUALS	FY18 ADOPTED BUDGET	FY19 PROPOSED BUDGET	VARIANCE	%
01 BASE BUDGETS	405,640,424	412,325,462	431,459,264	19,133,802	5%
02 FLEET	6,611,650	7,544,755	9,661,174	2,116,419	28%
03 EQUIPMENT	831,036	2,864,040	3,081,522	217,482	8%
04 FACILITIES PROJECTS	1,359,704	1,309,194	1,453,450	144,256	11%
05 PROJECTS	68,473,250	71,713,165	66,472,504	(5,240,661)	-7%
06 GRANTS	7,328,856	5,532,407	4,289,924	(1,242,483)	-22%
07 FUNDS	38,350	0	0	0	
08 RESERVES	-	219,910,831	229,408,617	9,497,786	4%
09 TRANSFERS	31,639,965	34,121,602	40,303,924	6,182,322	18%
Grand Total	**521,923,233**	**755,321,456**	**786,130,378**	**30,808,922**	**4%**

COUNTYWIDE BUDGET SUMMARY

	FY17 ACTUALS	FY18 ADOPTED BUDGET	FY19 PROPOSED BUDGET	VARIANCE
PROPERTY TAX RATE (MILLS)				
COUNTYWIDE	**4.8751**	**4.8751**	**4.8751**	**0.0000**
ROADS MSTU	**0.1107**	**0.1107**	**0.1107**	**0.0000**
FIRE MSTU	**2.3299**	**2.7649**	**2.7649**	**0.0000**
VALUE OF A MILL (96%)				
COUNTYWIDE	**29.4 M**	**29.5 M**	**31.8 M**	**2.3 M**
ROADS MSTU	**14.2 M**	**15.1 M**	**16 M**	**1.3 M**
FIRE MSTU	**19.8 M**	**21.3 M**	**22.8 M**	**1.5 M**
01 SOURCES				
310 TAXES	69,138,882	70,259,792	71,839,800	1,580,008
311 AD VALOREM	182,186,044	204,135,047	219,944,719	15,809,672
320 PERMITS FEES & SPECIAL ASM	25,507,416	23,081,194	24,843,138	1,761,944
330 INTERGOVERNMENTAL REVENUE	60,960,743	56,004,355	59,707,119	3,702,764
340 CHARGES FOR SERVICES	120,492,081	121,512,012	129,219,040	7,707,028
350 JUDGEMENTS FINES & FORFEIT	1,114,213	1,028,000	1,005,500	(22,500)
360 MISCELLANEOUS REVENUES	15,474,269	9,081,471	13,940,388	4,858,917
380 OTHER SOURCES	3,963,145	2,140,000	305,000	(1,835,000)
CURRENT REVENUES	478,836,794	487,241,871	520,804,704	33,562,833
381 INTERFUND TRANSFERS IN	33,449,912	35,531,602	41,704,424	6,172,822
399 FUND BALANCE	-	232,547,983	223,621,250	(8,926,733)
01 SOURCES Total	**512,286,706**	**755,321,456**	**786,130,378**	**30,808,922**
02 USES				
510 PERSONNEL SERVICES	106,063,336	117,738,137	123,420,477	5,682,340
530 OPERATING EXPENDITURES	129,486,330	118,115,356	122,711,935	4,596,579
540 INTERNAL SERVICE CHARGES	32,302,219	40,894,329	38,920,494	(1,973,836)
550 COST ALLOCATION (CONTRA)	(31,287,608)	(38,005,774)	(38,910,494)	(904,721)
560 CAPITAL OUTLAY	63,460,449	72,422,485	65,647,168	(6,775,317)
570 DEBT SERVICE	19,175,871	27,754,754	28,015,345	260,591
580 GRANTS & AIDS	33,489,257	22,215,766	28,347,296	6,131,530
596 TRANSFERS TO CONSTITUTIONA	135,783,468	138,743,970	146,862,889	8,118,919
CURRENT EXPENDITURES	488,473,321	499,879,023	515,015,110	15,136,087
590 INTERFUND TRANSFERS OUT	33,449,912	35,531,602	41,704,424	6,172,822
599 RESERVES	-	219,910,831	229,410,845	9,500,014
02 USES Total	**521,923,233**	**755,321,456**	**786,130,378**	**30,808,922**

BUDGET SUMMARY BY FUND TYPE/FUNCTION

	GENERAL FUNDS	TRANSPORTATION FUNDS	FIRE DISTRICT FUNDS	SPECIAL REVENUE FUNDS	DEBT SERVICE FUNDS	CAPITAL FUNDS	ENTERPRISE FUNDS	INTERNAL SERVICE FUNDS	TOTAL BUDGET
BUDGETED REVENUES									
310 TAXES									
311 AD VALOREM	154,947,566	1,775,333	63,060,320	-	-	-	-	-	219,783,219
311 AD VALOREM-DELINQUENT	125,000	1,500	35,000	-	-	-	-	-	161,500
312 LOCAL OPTION USE & FUEL TA	-	10,698,500		-	-	-	-	-	10,698,500
312 DISCRETIONARY SALES TAX		42,411,000							42,411,000
312 TOURIST DEVELOPMENT TAX	-	-	-	5,460,000					5,460,000
314 UTILITY SERVICES TAXES	7,070,300	-	-	-	-	-	-	-	7,070,300
315 COMMUNICATIONS SERVICE TAX	5,700,000	-	-	-	-	-	-	-	5,700,000
316 LOCAL BUSINESS TAX	500,000	-	-	-	-	-	-	-	500,000
310 TAXES	168,342,866	54,886,333	63,095,320	5,460,000	-	-	-	-	291,784,519
320 PERMITS FEES & SPECIAL ASS	157,000	3,032,000	165,000	21,489,138	-	-	-	-	24,843,138
330 INTERGOVERNMENTAL REVENUE	38,529,250	5,867,000	139,800	6,273,997	-	-	8,897,072	-	59,707,119
340 CHARGES FOR SERVICES	13,403,556	1,537,566	6,772,292	1,915,410	-	-	76,025,976	29,564,240	129,219,040
350 JUDGEMENTS FINES & FORFEIT	1,005,500	-	-	-	-	-	-	-	1,005,500
360 MISCELLANEOUS REVENUES	3,600,044	2,552,000	1,003,000	386,675	-	-	5,558,669	840,000	13,940,388
CURRENT REVENUES	**225,038,216**	**67,874,899**	**71,175,412**	**35,525,220**	**-**	**-**	**90,481,717**	**30,404,240**	**520,499,704**
381 INTERFUND TRANSFERS IN	4,751,758	4,935,619	-	204,586	9,917,258	-	21,895,203	-	41,704,424
386 TRANSFERS FROM CONSITITUTI	240,000	-	50,000	15,000	-	-	-	-	305,000
399 FUND BALANCE	59,818,559	21,683,970	19,237,945	21,014,416	-	1,655,392	83,266,508	16,944,460	223,621,250
TOTAL	**289,848,533**	**94,494,488**	**90,463,357**	**56,759,222**	**9,917,258**	**1,655,392**	**195,643,428**	**47,348,700**	**786,130,378**
APPROPRIATED EXPENDITURES									
51 GENERAL GOVERNMENT	33,172,605			5,210,733	-	-	-	29,644,939	68,028,277
52 PUBLIC SAFETY	140,299,087	675,000	69,030,027	2,995,211	5,045,708	-	-	-	218,045,033
53 PHYSICAL ENVIRONMENT	2,086,024	-	-	20,055,922	-	-	90,631,872	-	112,773,818
54 TRANSPORTATION	-	65,925,048	-	-	-	-	-	-	65,925,048
55 ECONOMIC ENVIRONMENT	4,758,033	-	-	3,031,630	-	-	-	-	7,789,663
56 HUMAN SERVICES	10,438,229	-	-	3,935,886	-	-	-	-	14,374,115
57 CULTURE/RECREATION	18,018,807	-	-	448,886	1,641,450	46,945	-	-	20,156,088
60 COURT ADMINISTRATION	3,244,986	-	-	1,201,789	3,230,100	248,420	-	-	7,925,295
CURRENT EXPENDITURES	**212,017,771**	**66,600,048**	**69,030,027**	**36,880,057**	**9,917,258**	**295,365**	**90,631,872**	**29,644,939**	**515,017,337**
58 TRANSFERS	18,167,271	-	-	1,941,950	-	-	21,595,203	-	41,704,424
59 RESERVES	59,663,491	27,894,440	21,433,330	17,937,215	-	1,360,027	83,416,353	17,703,761	229,408,617
TOTAL	**289,848,533**	**94,494,488**	**90,463,357**	**56,759,222**	**9,917,258**	**1,655,392**	**195,643,428**	**47,348,700**	**786,130,378**

COUNTYWIDE MILLAGE SUMMARY

	ADOPTED MILLAGE RATES BY FISCAL YEAR					WORKSESSION (PROPOSED)
	2013/14	2014/15	2015/16	2016/17	2017/18	2018/19
COUNTYWIDE						
General Fund	4.8751	4.8751	4.8751	4.8751	4.8751	4.8751
SPECIAL DISTRICTS						
Unincorporated Road MSTU	0.1107	0.1107	0.1107	0.1107	0.1107	0.1107
Fire/Rescue MSTU	2.3299	2.3299	2.3299	2.3299	2.7649	2.7649
Total Special Districts	**2.4406**	**2.4406**	**2.4406**	**2.4406**	**2.8756**	**2.8756**
TOTAL BCC APPROVED	**7.3157**	**7.3157**	**7.3157**	**7.3157**	**7.7507**	**7.7507**
Voter Approved Millages						
COUNTYWIDE						
Debt Services						
Natural Lands/Trails Voted Debt	N/A	N/A	N/A	N/A	N/A	N/A
TOTAL VOTER APPROVED	**0.0000**	**0.0000**	**0.0000**	**0.0000**	**0.0000**	**0.0000**
OTHER COUNTYWIDE TAXING AUTHORITIES						
Seminole County School Board	**7.3610**	**7.1970**	**7.1490**	**6.8570**	**6.5690**	**6.3180**
School Board Voted Millage	**1.0000**	**0.7000**	**0.7000**	**0.7000**	**0.0000**	**0.0000**
Total School Board	**8.3610**	**7.8970**	**7.8490**	**7.5570**	**6.5690**	**6.3180**
St. Johns River Water Management District	**0.3283**	**0.3164**	**0.3023**	**0.2885**	**0.2724**	**0.2562**
TOTAL OTHER AGENCIES	**8.6893**	**8.2134**	**8.1513**	**7.8455**	**6.8414**	**6.5742**

Fiscal Year	Countywide	Roads	Fire	Total BCC Approved
2012/13	4.8751	0.1107	2.3299	7.3157
2011/12	4.8751	0.1107	2.3299	7.3157
2010/11	4.8751	0.1107	2.3299	7.3157
2009/10	4.9000	0.1107	2.3299	7.3406
2008/09	4.5153	0.1107	2.3299	6.9559
2007/08	4.3578	0.1068	2.3299	6.7945
2006/07	4.9989	0.1228	2.6334	7.7551
2005/06	4.9989	0.1228	2.6334	7.7551
2004/05	4.9989	0.1228	2.6334	7.7551
2003/04	4.9989	0.1228	2.6334	7.7551
2002/03	4.9989	0.1228	2.6334	7.7551
2001/02	4.9989	0.6591	2.0971	7.7551
2000/01	4.9989	0.6591	2.0971	7.7551
1999/00	4.9989	0.6591	2.0971	7.7551

FIVE YEAR GROSS TAXABLE VALUE COMPARISON

	FY 2014/15		FY 2015/16		FY 2016/17		FY 2017/18		WORKSESSION *FY 2018/19	
	AMOUNT	% OF Change	AMOUNT	% OF Change	AMOUNT	% OF Change	AMOUNT	% OF Change	AMOUNT	% OF Change
COUNTYWIDE:										
Prior Year Gross Taxable Value	$24,292,150,212		$25,604,515,399		$27,067,363,033		$28,539,863,025		$30,572,694,169	
Reappraisals	$1,055,608,781	**4.35%**	$1,124,849,503	**4.39%**	$1,131,030,305	**4.18%**	$1,634,137,545	**5.73%**	$2,004,174,500	**6.56%**
Taxable Value without New Construction	$25,347,758,993		$26,729,364,902		$28,198,393,338		$30,174,000,570		$32,576,868,669	
New Construction	$256,756,406	**1.06%**	$337,998,131	**1.32%**	$341,469,687	**1.26%**	$398,693,599	**1.40%**	$530,906,452	**1.74%**
Gross Taxable Value	$25,604,515,399	**5.41%**	$27,067,363,033	**5.71%**	$28,539,863,025	**5.44%**	$30,572,694,169	**7.13%**	$33,107,775,121	**8.30%**
UNINCORPORATED ROAD IMPROVEMENTS (MSTU)										
Gross Taxable Value (Prior Year)	$12,585,156,834		$13,272,597,388		$13,978,137,571		$14,752,369,807		$15,661,722,908	
Reappraisals	$562,699,705	**4.47%**	$573,244,073	**4.32%**	$556,811,693	**3.98%**	$783,504,060	**5.31%**	$924,995,861	**5.91%**
Taxable Value without New Construction	$13,147,856,539		$13,845,841,461		$14,534,949,264		$15,535,873,867		$16,586,718,769	
New Construction	$124,740,849	**0.99%**	$132,296,110	**1.00%**	$217,420,543	**1.56%**	$125,849,041	**0.85%**	$118,833,999	**0.76%**
Gross Taxable Value	$13,272,597,388	**5.46%**	$13,978,137,571	**5.32%**	$14,752,369,807	**5.54%**	$15,661,722,908	**6.16%**	$16,705,552,768	**6.67%**
FIRE RESCUE (MSTU)										
Gross Taxable Value (Prior Year)	$16,556,410,768		$17,483,494,957		$19,573,938,473		$20,648,962,613		$22,054,702,490	
Reappraisals	$770,897,134	**4.66%**	$771,631,663	**4.41%**	$821,983,108	**4.20%**	$1,169,465,092	**5.66%**	$1,382,414,619	**6.27%**
Taxable Value without New Construction	$17,327,307,902		$18,255,126,620		$20,395,921,581		$21,818,427,705		$23,437,117,109	
New Construction	$156,187,055	**0.94%**	$171,149,862	**0.98%**	$253,041,032	**1.29%**	$236,274,785	**1.14%**	$320,643,939	**1.45%**
Casselberry Fire			$1,147,661,991	**6.57%**		**0.01%**		**0.01%**		
Gross Taxable Value	$17,483,494,957	**5.60%**	$19,573,938,473	**11.96%**	$20,648,962,613	**5.50%**	$22,054,702,490	**6.81%**	$23,757,761,048	**7.72%**

Excluding FY 2018/19, gross taxable values are from the Property Appraiser's 403V Final Revised Recapitulation of Ad Valorem Assessment Roll.

New construction is from the DR420 Certification of Taxable Values.

*FY 2018/19 valuations reflect the Property Appraiser's DR420 Preliminary Certification Of Taxable Values as of June 18, 2018.

UNINCORPORATED RESIDENTIAL HOME PROPERTY TAX CALCULATION

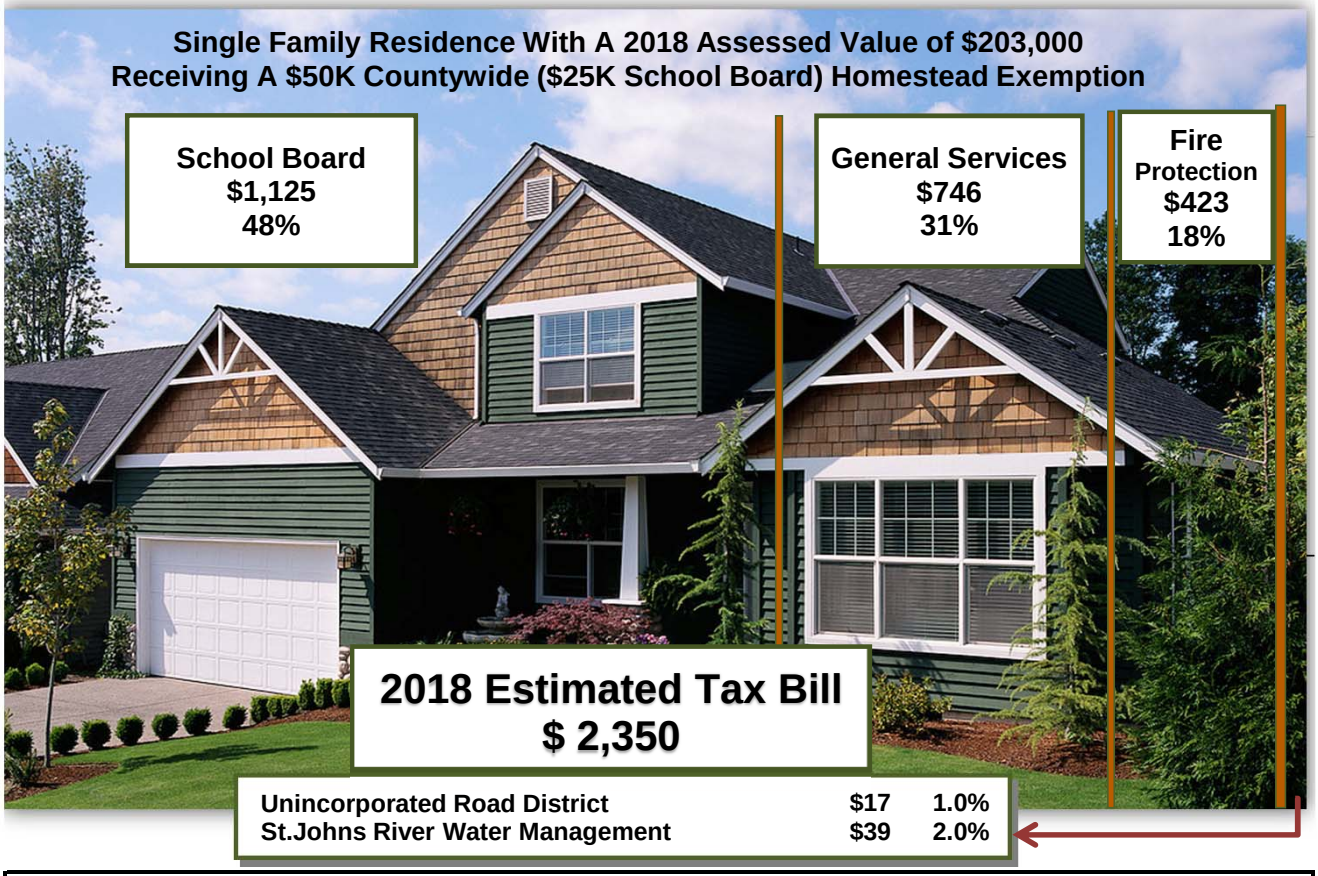

The 2018 property tax estimate is based on the average taxable value of a single family residence within Seminole County paying unincorporated property taxes for this tax roll. Florida law permits up to a 4% early payment discount incentive for property taxes paid between November and February. Payment of the estimated tax bill above in November versus the March 31st deadline would reduce the homeowners actual property taxes paid to $2,256, a savings of $94.

1. **School Board:** The School Board, as governing body of the taxing unit, is responsible for control, operation, organization, management and administration of public schools pursuant to standards prescribed by Florida Statutes and State Board of Education rules. Homeowners receive only $25K in homestead exemption on School Board property taxes because schools are exempt from the Amendment 1 additional $25K homestead exemption approved by Florida voters in 2008.
2. **Seminole County Government:**

   General Services: The Seminole County Board of County Commissioners determines the county-wide ad valorem taxes required for the provision of county-wide services such as law enforcement, court facilities, roads, drainage, libraries, parks and other general government responsibilities.

   Roads: A Municipal Service Taxing Unit supporting transportation systems designated by the Board of County Commissioners as local feeder roads, local distributor roads and local access roads within the unincorporated area of Seminole County.

   Fire Protection: A Municipal Service Taxing Unit providing for fire protection and prevention, and rescue/emergency medical services to all properties in unincorporated Seminole County, the City of Altamonte Springs, the City of Winter Springs, the City of Casselberry and territories that may be included by special mutual aid agreement.
3. **St. Johns River Water Management District:** Florida is divided into five independent water management taxing districts whose mission is to preserve and manage Florida's water resources. The SJRWMD manages groundwater and surface water resources in all or part of 18 counties in northeast and east-central Florida.

RESIDENTIAL HOME PROPERTY TAX COMPARISON

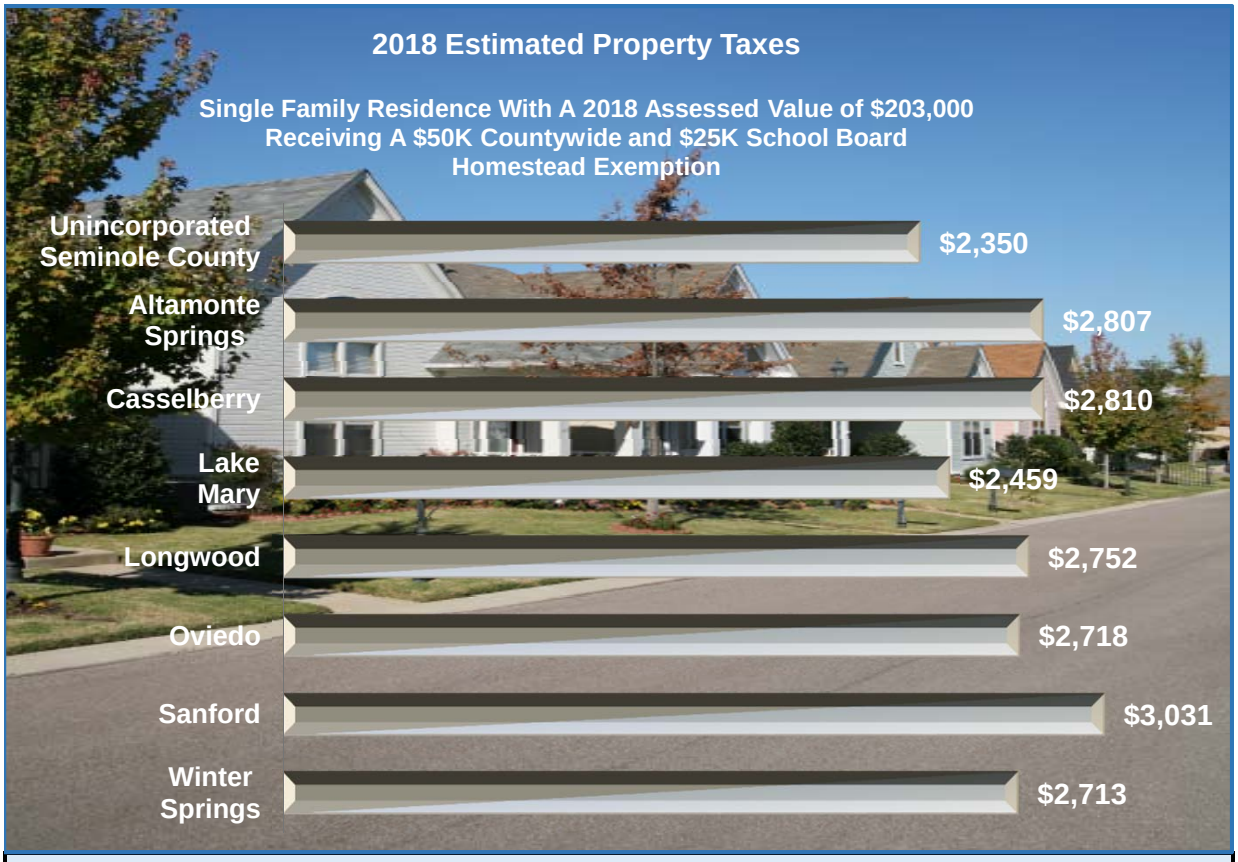

Millage Rates By Taxing Authority

Taxing District	Unincorporated Seminole County	Altamonte Springs	Casselberry	Lake Mary	Longwood	Oviedo	Sanford	Winter Springs
General Countywide	4.8751	4.8751	4.8751	4.8751	4.8751	4.8751	4.8751	4.8751
School District	6.3180	6.3180	6.3180	6.3180	6.3180	6.3180	6.3180	6.3180
St Johns River Water Management District	0.2562	0.2562	0.2562	0.2562	0.2562	0.2562	0.2562	0.2562
Total Countywide Millage	**11.4493**	**11.4493**	**11.4493**	**11.4493**	**11.4493**	**11.4493**	**11.4493**	**11.4493**
Unincorporated County - Road District	0.1107							
County/Municipal Fire District	2.7649	2.7649	2.7649					2.7649
City		3.1000	3.1201	3.5895	5.5000	5.0970	7.3250	2.4300
City Voted Debt						0.1850		0.0500
Total Municipal Services Millage	**2.8756**	**5.8649**	**5.8850**	**3.5895**	**5.5000**	**5.2820**	**7.3250**	**5.2449**
Total Millage Rate	**14.3249**	**17.3142**	**17.3343**	**15.0388**	**16.9493**	**16.7313**	**18.7743**	**16.6942**

Comparison is based on FY 2018/19 proposed property tax rates (prior to TRIM rate adoptions) for a single family home in Seminole County with an assessed value of $203K. Final millage rates will be adopted by all taxing authorities in September.

COUNTYWIDE
BUDGETARY SOURCES OF FUNDS

The Countywide budget for Seminole County is funded by a variety of sources. This chart is intended to provide an overall view of the types of so urces utilized for th e annual budget, the funding am ounts generated, and the percentages of the total budget reflect ed. Detailed descriptions of the types of sou rces represented are also included.

This chart reflects total revenues which include current year collections and recurring sources of funding. Beginning fund balance and transfers are excluded from this view.

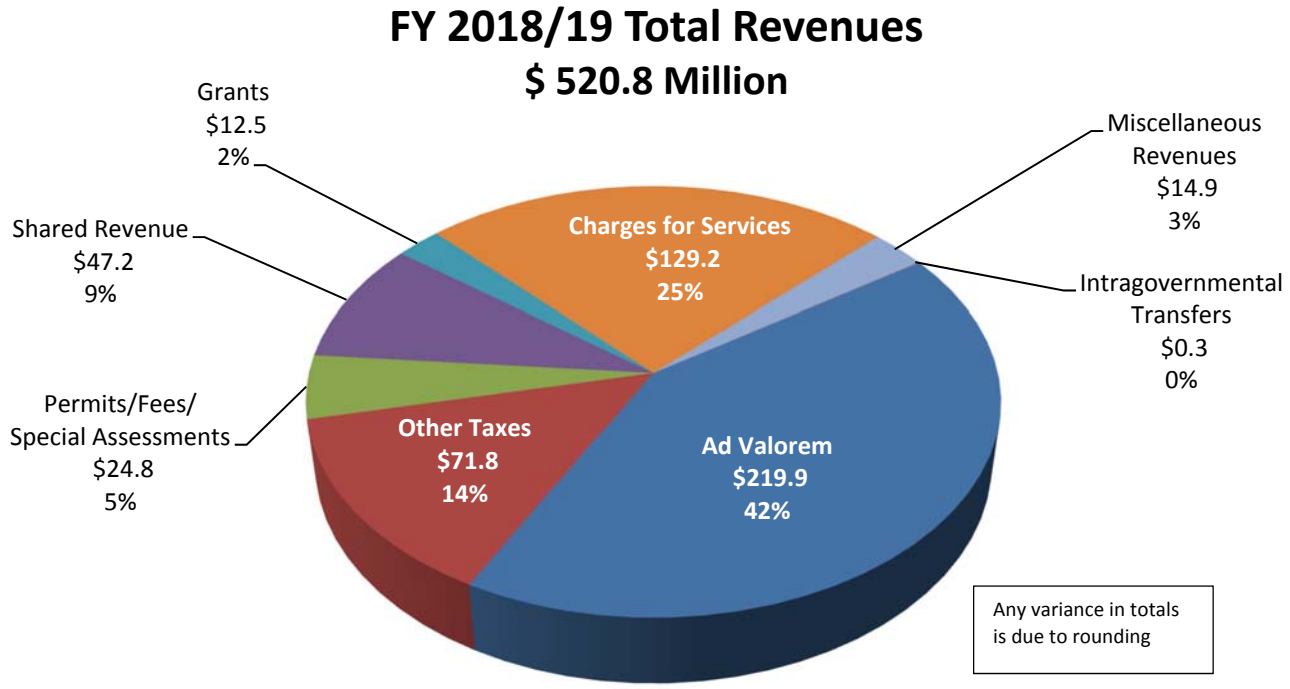

Recurring sources of funding:

Ad Valorem – A tax levied on the assessed value (net of any exemptions) of real and personal property. This is a referred to as “property tax”.

Other Taxes – Other tax revenue s collected by the County, including gas taxes, utility taxes, tourist development taxes and other miscellaneous taxes.

Special Assessments / Fees – A special assessment is a compulsory levy imposed on certai n properties to defray part or all of the cost of a specific improvement or service deemed to primarily benefit those properties. Fees are charges imposed by the Cou nty to pay th e cost of provi ding a service or facility or regulating an activity. An impact fee is financial contributions imposed by the Coun ty on developers or builders to pay for capital improvements within the com munity which a re necessary to servi ce/accommodate the ne w development.

Shared Revenue - Revenues assessed and collected by government entities and shared with other government entities. The largest portion of State Shared Revenues is sales and gas taxes; locally shared revenues are Community Redevelopment Agency (CRA) contributions.

Grants - A contribution of assets (usually cash) by one governmental unit or other organi zation to the Count y for a specified purpose.

Charges for Services – These are charges for specific governmental and prop rietary services provided t o specific individuals/ entities and are internal to the County. These charge s include wat er and se wer services, landfill charges, court costs and other user charges.

Miscellaneous Revenues – Other current year revenues not included in the categories listed above. These revenues include fines and forfeitures, interest received on investments held by the County and other incidental fees/reimbursements.

Intragovernmental Revenues – Excess revenues or transfers to constitutional officers returned to the County. While this revenue is not by definition current revenue, it is an annual source used to offset the cost of countywide services for the Tax Collector, Sheriff, Clerk of Court, Property Appraiser and Supervisor of Elections. It is budgeted as current revenue to minimize the impact of elected official budgets on the County budget.

Other Sources (Not included in chart):

Beginning Fund Balance – Estimated balances remaining from the previous fiscal year; resulting from unanticipated revenues, unexpended appropriations, and the previous year's Reserves.

Transfers – Transfers between individual funds of the County which are not repayable and are not considered charges for goods or services. These represent a "double counting" of revenues, and correspond to an equal amount of interfund expenditures.

COUNTYWIDE SUMMARY OF SOURCES

ACCOUNT MAJOR - MINOR - OBJECT	FY17 ACTUALS	FY18 ADOPTED BUDGET	FY19 PROPOSED BUDGET	VARIANCE	%
310 TAXES					
311 AD VALOREM					
311100 AD VALOREM-CURRENT	182,004,994	203,988,547	219,783,219	15,794,672	8%
311200 AD VALOREM-DELINQUENT	181,051	146,500	161,500	15,000	10%
311 AD VALOREM Total	**182,186,044**	**204,135,047**	**219,944,719**	**15,809,672**	**8%**
312 LOCAL OPTION USE & FUEL TA					
312120 TOURIST DEVELOPMENT TAX	5,275,894	5,460,000	5,460,000	0	0%
312300 COUNTY VOTED GAS TAX	2,273,402	2,260,000	2,305,000	45,000	2%
312410 1/6 CENT LOCAL OPTION GAS TAX	8,044,587	8,226,300	8,391,000	164,700	2%
312415 LOCAL ALTERNATIVE FUEL TAX	-	2,500	2,500	0	0%
312600 DISCRETIONARY SALES SURTAX	39,998,553	41,175,692	42,411,000	1,235,308	3%
312 LOCAL OPTION USE & FUEL TA Total	**55,592,436**	**57,124,492**	**58,569,500**	**1,445,008**	**3%**
314 UTILITY SERVICES TAXES					
314100 UTILITY TAX-ELECTRICITY	5,208,433	5,200,000	5,400,000	200,000	4%
314300 UTILITY TAX-WATER	1,396,440	1,300,000	1,420,000	120,000	9%
314400 UTILITY TAX-GAS	3,220	135,000	20,000	(115,000)	-85%
314700 UTILITY TAX-FUEL OIL	109	300	300	0	0%
314800 UTILITY TAX-PROPANE	241,198	100,000	230,000	130,000	130%
314 UTILITY SERVICES TAXES Total	**6,849,400**	**6,735,300**	**7,070,300**	**335,000**	**5%**
315 COMMUNICATIONS SERVICE TAX					
315100 COMMUNICATION SERVICE TAX	6,248,718	5,900,000	5,700,000	(200,000)	-3%
315 COMMUNICATIONS SERVICE TAX Total	**6,248,718**	**5,900,000**	**5,700,000**	**(200,000)**	**-3%**
316 LOCAL BUSINESS TAX					
316100 PROF/OCCUPATION/LOCAL BUS TAX	448,327	500,000	500,000	0	0%
316 LOCAL BUSINESS TAX Total	**448,327**	**500,000**	**500,000**	**0**	**0%**
	-	0	0	0	
310 TAXES Total	**251,324,927**	**274,394,839**	**291,784,519**	**17,389,680**	**6%**
320 PERMITS FEES & SPECIAL ASM					
322 PERMITS					
322100 BUILDING PERMITS	2,524,583	2,400,000	3,000,000	600,000	25%
322102 ELECTRICAL	376,855	350,000	400,000	50,000	14%
322103 PLUMBING	247,415	240,000	240,000	0	0%
322104 MECHANICAL	300,585	275,000	300,000	25,000	9%
322106 WELLS	14,890	9,000	0	(9,000)	-100%
322107 SIGNS	27,739	30,000	30,000	0	0%
322108 GAS	58,416	55,000	55,000	0	0%
322 PERMITS Total	**3,550,483**	**3,359,000**	**4,025,000**	**666,000**	**20%**
323 FRANCHISE FEES					
323700 FRANCHISE FEES- SOLID WASTE	87,418	45,000	45,000	0	0%
323 FRANCHISE FEES Total	**87,418**	**45,000**	**45,000**	**0**	**0%**

COUNTYWIDE SUMMARY OF SOURCES

ACCOUNT MAJOR - MINOR - OBJECT	FY17 ACTUALS	FY18 ADOPTED BUDGET	FY19 PROPOSED BUDGET	VARIANCE	%
324 IMPACT FEES					
324110 IMPACT FEES RESID PUBLIC SAFET	72,188	0	75,000	75,000	
324120 IMPACT FEES COMM PUBLIC SAFET	85,333	0	90,000	90,000	
324130 WINTER SPRINGS FIRE IMPACT FEES	580,172	0	0	0	
324140 CASSELBERRY FIRE IMPACT FEES	65,501	0	0	0	
324310 IMPACT FEES RESID TRANSPORTATI	940,559	697,000	828,000	131,000	19%
324320 IMPACT FEES COMM TRANSPORTATI	2,695,333	1,673,500	2,204,000	530,500	32%
324610 IMPACT FEES RESID CULTURE	65,165	50,000	50,000	0	0%
324620 IMPACT FEES COMM CULTURE	49,086	20,000	39,823	19,823	99%
324 IMPACT FEES Total	**4,553,338**	**2,440,500**	**3,286,823**	**846,323**	**35%**
325 SPECIAL ASSESSMENTS					
325110 SPECIAL ASSESSMENT-CAPITAL	112,598	108,400	83,060	(25,340)	-23%
325210 SPECIAL ASSESSMENT-SERVICE	17,003,728	16,968,294	17,246,255	277,961	2%
325 SPECIAL ASSESSMENTS Total	**17,116,326**	**17,076,694**	**17,329,315**	**252,621**	**1%**
329 OTHER PERMITS & SPECIAL AS					
329115 URBAN CHICKENS PERMIT	300	0	0	0	
329170 ARBOR PERMIT	5,500	10,000	7,000	(3,000)	-30%
329180 DREDGE/FILL PERMIT	750	0	0	0	
329190 ABANDONED PROPERTY REGISTRATIO	193,300	150,000	150,000	0	0%
329 OTHER PERMITS & SPECIAL AS Total	**199,850**	**160,000**	**157,000**	**(3,000)**	**-2%**
320 PERMITS FEES & SPECIAL ASM Total	**25,507,416**	**23,081,194**	**24,843,138**	**1,761,944**	**8%**
330 INTERGOVERNMENTAL REVENUE					
331 FEDERAL GRANTS					
331100 ELECTION GRANTS	67,904	0	0	0	
331224 SHERIFF-FEDERAL GRANTS	-	0	0	0	
331228 SUPERVISED VISITATION	-	0	0	0	
331230 EMPG GRANT	216,675	41,056	0	(41,056)	-100%
331391 OTHER PHYSICAL ENV FED GRANTS	-	0	0	0	
331490 TRANS REV GRANT	543,591	0	0	0	
331500 SHELTER PLUS CARE AGREEMENT	-	0	0	0	
331501 TREASURY SUBSIDY	1,483,663	1,279,452	1,293,112	13,660	1%
331510 DISASTER RELIEF (FEMA)	1,963,688	1,250,000	7,741,460	6,491,460	519%
331540 COMMUNITY DEVELPMNT BLK GT	1,999,744	2,066,797	2,354,765	287,968	14%
331550 EMERGENCY SHELTER GRANT	613,483	628,276	149,759	(478,517)	-76%
331570 NEIGHBORHOOD STABILIZATION	(18,735)	42,295	0	(42,295)	-100%
331590 HOME PROGRAM CF	398,355	496,754	734,777	238,023	48%
331599 FED - ECONOMIC ENVIRONMENT	-	0	0	0	
331690 FEDERAL GRANT HUMAN SERVICES	287,012	43,561	0	(43,561)	-100%
331692 CHILD MENTAL HEALTH INITIATIVE	-	0	0	0	
331720 FEDERAL RECREATION GRANT	-	0	0	0	
331721 ERATE TELECOM DISCNT PROG	-	0	0	0	
331722 - FEDERAL CULTURE & REC GRANTS	6,005	0	0	0	
331820 ADULT DRUG COURT	328,347	324,996	90,612	(234,384)	-72%

COUNTYWIDE SUMMARY OF SOURCES

ACCOUNT MAJOR - MINOR - OBJECT	FY17 ACTUALS	FY18 ADOPTED BUDGET	FY19 PROPOSED BUDGET	VARIANCE	%
331825 VETERANS TREATMENT COURT	59,031	22,535	0	(22,535)	-100%
331890 FED GRANT-OTHR CRT REL REVENUE	-	0	0	0	
331 FEDERAL GRANTS Total	**7,948,765**	**6,195,722**	**12,364,485**	**6,168,763**	**100%**
334 STATE GRANTS					
334200 EMS TRUST FUND GRANT	4,290	0	0	0	
334220 PUBLIC SAFETY GRANT	89,360	0	0	0	
334221 SHERIFF-STATE GRANTS	-	0	0	0	
334225 JUVENILE ASSESSMENT CTR GRANT	-	0	0	0	
334340 GARBAGE/SOLID WASTE	200,000	0	0	0	
334360 STORMWATER MANAGEMENT	315,983	0	0	0	
334392 OTHER PHYSICAL ENVIRONMENT	15,000	0	0	0	
334490 TRANSPORTATION REV GRANT	2,626,395	0	0	0	
334499 FDOT LIGHTING AGREEMENT	14,399	23,481	0	(23,481)	-100%
334690 OTHER HUMAN SERVICES GRANTS	231,061	1,200,000	0	(1,200,000)	-100%
334691 HRS/CDD CONTRACT	4,326	0	0	0	
334697 MOSQUITO CONTROL GRANT	1,235,671	502,468	0	(502,468)	-100%
334710 AID TO LIBRARIES	159,943	150,000	165,000	15,000	10%
334750 ENVIRONMENTAL PROTECTION GRANT	-	0	0	0	
334 STATE GRANTS Total	**4,896,427**	**1,875,949**	**165,000**	**(1,710,949)**	**-91%**
335 STATE SHARED REVENUES					
335120 STATE REVENUE SHARING	9,957,329	10,140,000	10,445,000	305,000	3%
335130 INSURANCE AGENTS LICENSE	109,437	135,000	120,000	(15,000)	-11%
335140 MOBILE HOME LICENSES	32,918	33,000	33,000	0	0%
335150 ALCOHOLIC BEVERAGE	126,735	140,000	140,000	0	0%
335160 PARI-MUTUAL DISTRIBUTION	446,500	446,500	446,500	0	0%
335180 HALF-CENT STATE SALES TAX	24,866,111	25,885,960	26,665,000	779,040	3%
335210 FIREFIGHTERS SUPPLEMENT	69,431	129,800	139,800	10,000	8%
335220 E911 WIRELESS	1,588,861	1,500,000	1,550,000	50,000	3%
335225 E911 NON WIRELESS	604,374	500,000	500,000	0	0%
335491 CONSTITUTIONAL GAS TAX	3,841,262	3,885,000	3,963,000	78,000	2%
335492 COUNTY GAS TAX	1,695,454	1,734,000	1,769,000	35,000	2%
335493 MOTOR FUEL TAX	158,267	135,000	135,000	0	0%
335520 SHIP PROGRAM REVENUE	1,642,739	42,600	696,584	653,984	1535%
335710 BOATING IMPROVEMENT FEES	87,107	85,000	85,000	0	0%
335 STATE SHARED REVENUES Total	**45,226,524**	**44,791,860**	**46,687,884**	**1,896,024**	**4%**
337 GRANTS FROM OTHER LOCAL UN					
337100 ECONOMIC INCENTIVE	252,300	519,250	440,750	(78,500)	-15%
337300 NPDES CITIES	-	23,070	27,000	3,930	17%
337900 LOCAL GRANTS & AIDS -LONG RG P	349,828	47,000	22,000	(25,000)	-53%
337 GRANTS FROM OTHER LOCAL UN Total	**602,128**	**589,320**	**489,750**	**(99,570)**	**-17%**
338 SHARED REV FROM LOCAL UNIT					
338410 TAX INCREMENTS-CITIES	850,230	950,043	0	(950,043)	-100%
338420 TAX INCREMENTS COUNTY	1,436,669	1,601,461	0	(1,601,461)	-100%

COUNTYWIDE SUMMARY OF SOURCES

ACCOUNT MAJOR - MINOR - OBJECT	FY17 ACTUALS	FY18 ADOPTED BUDGET	FY19 PROPOSED BUDGET	VARIANCE	%
338 SHARED REV FROM LOCAL UNIT Total	**2,286,899**	**2,551,504**	**0**	**(2,551,504)**	**-100%**
	-	0	0	0	
330 INTERGOVERNMENTAL REVENUE Total	**60,960,743**	**56,004,355**	**59,707,119**	**3,702,764**	**7%**
340 CHARGES FOR SERVICES					
341 GENERAL GOVT NOT COURT REL					
341160 COURT TECH FEE $2	724,660	720,000	715,000	(5,000)	-1%
341200 ZONING FEES	469,214	400,000	400,000	0	0%
341210 INTERNAL SER FEES-FLEET EQUIP	4,306,257	4,369,536	5,255,258	885,722	20%
341220 BOCC INSURANCE EMPLOYER	14,408,352	15,006,842	18,094,413	3,087,571	21%
341230 BOCC INSURANCE EMPLOYEE	2,707,225	2,539,387	2,736,198	196,811	8%
341240 BOCC INSURANCE RETIREE	1,109,083	1,353,951	1,353,951	0	0%
341250 BOCC INSURANCE COBRA	15,559	33,228	33,228	0	0%
341260 TAX COLLECTOR INSURANCE	1,038,690	900,673	1,000,000	99,327	11%
341265 PROPERTY APPRAISER INSURANCE	835,691	768,193	800,000	31,807	4%
341270 SUPERVISOR OF ELECTIONS INSUR	185,496	207,194	180,000	(27,194)	-13%
341280 PORT AUTHORITY INSURANCE	50,358	51,192	51,192	0	0%
341285 CASSELBERRY INS EMPLOYEE PREMS	-	0	0	0	
341290 BOCC HEALTH PROGRAM	60,595	141,600	60,000	(81,600)	-58%
341320 SCHOOL ADMIN FEE	183,357	150,000	150,000	0	0%
341350 ADMIN FEE - MSBU	8,588	1,100	1,200	100	9%
341357 ADMIN FEE - SOLID WASTE	555,000	555,000	592,000	37,000	7%
341358 ADMIN FEE - STREET LIGHTING	145,000	140,000	145,000	5,000	4%
341359 ADMIN FEE - MSBU FUNDS	37,220	59,550	55,510	(4,040)	-7%
341520 SHERIFFS FEES	440,817	530,000	469,000	(61,000)	-12%
341910 ADDRESSING FEES	23,235	15,000	20,000	5,000	33%
341920 NETWORK FEES	6,596	13,272	0	(13,272)	-100%
341 GENERAL GOVT NOT COURT REL Total	**27,310,993**	**27,955,718**	**32,111,950**	**4,156,232**	**15%**
342 PUBLIC SAFETY					
342100 REIMBURSEMENT - SHERIFF	3,097,063	3,202,000	3,547,356	345,356	11%
342210 FIRE/EMS SERVICES	449,090	295,600	32,292	(263,308)	-89%
342320 HOUSING OF PRISONERS	2,898,288	2,616,000	2,649,000	33,000	1%
342330 INMATE FEES	330,793	232,000	317,000	85,000	37%
342390 HOUSING OF PRISONER-OTHER	36,752	45,000	35,000	(10,000)	-22%
342410 E911 TELEPHONE FEES	14,907	0	0	0	
342420 E911 CELLULAR PHONE FEES	-	0	0	0	
342430 EMERGENCY MGMT	3,043	5,000	4,000	(1,000)	-20%
342515 INSPECTION FEE - ENVIRONMENT	137,550	74,500	85,000	10,500	14%
342516 AFTER HOURS INSPECTIONS	72,720	65,000	100,000	35,000	54%
342530 SHERIFF - IRON BRIDGE	219,200	223,584	227,200	3,616	2%
342560 ENGINEERING	758,535	386,865	536,865	150,000	39%
342590 REINSPECTIONS	280,435	210,000	250,000	40,000	19%
342600 PUBLIC SAFETY - FIRE PERMITS	219,340	125,000	215,000	90,000	72%
342605 FIRE PERMITS-WS	23,100	15,000	15,000	0	0%
342610 AMBULANCE TRANSPORT FEES	5,705,950	7,100,000	6,365,000	(735,000)	-10%
342630 FIRE INSPECTION FEES	6,215	5,000	10,000	5,000	100%

COUNTYWIDE SUMMARY OF SOURCES

ACCOUNT MAJOR - MINOR - OBJECT	FY17 ACTUALS	FY18 ADOPTED BUDGET	FY19 PROPOSED BUDGET	VARIANCE	%
342910 INMPOUND/IMMOBILIZATION	17,375	15,000	10,000	(5,000)	-33%
342920 SUPERVISOR - PAY	28,100	25,000	25,000	0	0%
342930 TRAINING CENTER FEE	120,055	100,000	135,000	35,000	35%
342 PUBLIC SAFETY Total	**14,418,512**	**14,740,549**	**14,558,713**	**(181,836)**	**-1%**
343 PHYSICAL ENVIRONMENT					
343310 WATER UTILITY-RESIDENTIAL	22,168,443	22,062,222	23,367,247	1,305,025	6%
343315 PRIVATE COMMERCIAL FIRE LINES	31,098	32,218	32,540	322	1%
343320 WATER UTILITY - BULK	143,928	110,012	150,470	40,458	37%
343330 METER SET CHARGES	224,809	187,042	188,912	1,870	1%
343340 METER RECONNECT CHARGES	463,407	504,019	509,059	5,040	1%
343350 CAPACITY MAINTENANCE-WTR	51,742	44,512	44,957	445	1%
343360 RECYCLED WATER	2,463,531	2,199,644	2,526,822	327,178	15%
343412 TRANSFER STATION CHARGES	10,761,031	10,672,572	10,919,789	247,217	2%
343414 OSCEOLA LANDFILL CHARGES	2,272,548	1,949,803	2,318,227	368,424	19%
343415 WINTER PARK LANDFILL CHARGES	727,347	799,505	799,505	0	0%
343417 RECYCLING FEES	206,117	100,000	100,000	0	0%
343419 OTHER LANDFILL CHARGES	4,580	6,000	6,000	0	0%
343510 SEWER UTILITY-RESIDENTIAL	28,978,485	29,377,142	30,970,185	1,593,043	5%
343520 SEWER UTILITY - BULK	3,883,259	3,571,828	3,678,983	107,155	3%
343550 CAPACITY MAINTENANCE-SWR	54,106	45,822	46,280	458	1%
343900 OTHER PHYSICAL ENV FEES	-	0	0	0	
343901 TOWER COMM FEES	110,149	136,000	120,000	(16,000)	-12%
343902 FIBER WAN FEES	9,506	20,000	20,000	0	0%
343903 REBAND 800 MHZ	-	0	0	0	
343904 SVC CHGS-OTH PHYSICAL ENVIRON	17,708	53,000	53,000	0	0%
343 PHYSICAL ENVIRONMENT Total	**72,571,791**	**71,871,341**	**75,851,976**	**3,980,635**	**6%**
344 TRANSPORTATION (USER FEES)					
344910 SIGNALS/CHARGES FOR SERVICES	1,046,730	1,080,984	1,106,701	25,717	2%
344920 FIBER CONSTRUCTION AND MAINT	337,264	384,389	394,000	9,611	3%
344 TRANSPORTATION (USER FEES) Total	**1,383,994**	**1,465,373**	**1,500,701**	**35,328**	**2%**
346 HUMAN SERVICES					
346400 ANIMAL CONTROL	188,627	210,000	210,000	0	0%
346 HUMAN SERVICES Total	**188,627**	**210,000**	**210,000**	**0**	**0%**
347 CULTURE - RECREATION					
347200 PARKS AND REC	1,682,204	2,465,031	2,152,700	(312,331)	-13%
347201 PASSIVE PARKS AND TRAILS	41,857	55,000	45,000	(10,000)	-18%
347301 MUSEUM FEES	1,426	2,000	2,000	0	0%
347501 YARBOROUGH NATURE CENTER	39,655	15,000	20,000	5,000	33%
347 CULTURE - RECREATION Total	**1,765,142**	**2,537,031**	**2,219,700**	**(317,331)**	**-13%**
348 COURT RELATED REVENUES					
348880 SUPERVISION - PROBATION	509,624	500,000	525,000	25,000	5%
348921 COURT INNOVATIONS	99,393	108,750	100,000	(8,750)	-8%

COUNTYWIDE SUMMARY OF SOURCES

ACCOUNT MAJOR - MINOR - OBJECT	FY17 ACTUALS	FY18 ADOPTED BUDGET	FY19 PROPOSED BUDGET	VARIANCE	%
348922 LEGAL AID	99,393	108,750	100,000	(8,750)	-8%
348923 LAW LIBRARY	99,393	108,750	100,000	(8,750)	-8%
348924 JUVENILE ALTERNATIVE PROGRAMS	99,393	108,750	100,000	(8,750)	-8%
348930 STATE COURT FACILITY SURCHARGE	1,407,326	1,300,000	1,350,000	50,000	4%
348991 TEEN COURT $3	126,197	125,000	125,000	0	0%
348992 POLICE ED $2 ASSESS	33,897	40,000	40,000	0	0%
348993 CRIME PREVENTION	43,767	52,000	46,000	(6,000)	-12%
348994 TRAFFIC SURCHG DRUG ABUSE TRUS	83,452	69,000	69,000	0	0%
348995 CRIM JUSTICE ED $2.50	115,313	110,000	110,000	0	0%
348 COURT RELATED REVENUES Total	**2,717,145**	**2,631,000**	**2,665,000**	**34,000**	**1%**
349 OTH CHARGES FOR SERV-NOT C					
349100 SERVICE CHARGE-AGENCIES	109,327	75,000	75,000	0	0%
349200 CONCURRENCY REVIEW	20,220	20,000	20,000	0	0%
349210 FLOOD ZONE REVIEW	6,330	6,000	6,000	0	0%
349 OTH CHARGES FOR SERV-NOT C Total	**135,877**	**101,000**	**101,000**	**0**	**0%**
340 CHARGES FOR SERVICES Total	**120,492,081**	**121,512,012**	**129,219,040**	**7,707,028**	**6%**
350 JUDGEMENTS FINES & FORFEIT					
351 COURT ORDERED JUDGEMENT FI					
351500 TRAFFIC CT PARKING FINES	2,310	10,000	2,500	(7,500)	-75%
351700 INTERGOVT RADIO PROGRAM	401,492	450,000	450,000	0	0%
351910 CONFISCATIONS	151,514	0	0	0	
351 COURT ORDERED JUDGEMENT FI Total	**555,316**	**460,000**	**452,500**	**(7,500)**	**-2%**
352 FINES-LIBRARIES					
352100 LIBRARY	162,295	139,000	139,000	0	0%
352 FINES-LIBRARIES Total	**162,295**	**139,000**	**139,000**	**0**	**0%**
354 FINES - LOCAL ORD VIOLATIO					
354200 CODE ENFORCEMENT	55,767	150,000	150,000	0	0%
354410 ARBOR VIOLATION	-	8,000	0	(8,000)	-100%
354 FINES - LOCAL ORD VIOLATIO Total	**55,767**	**158,000**	**150,000**	**(8,000)**	**-5%**
359 OTHER JUDGEMENTS FINES FOR					
359901 ADULT DIVERSION	267,361	260,000	260,000	0	0%
359902 COMMUNITY SVC INSURANCE	6,995	11,000	4,000	(7,000)	-64%
359903 ADULT DRUG COURT	66,478	0	0	0	
359 OTHER JUDGEMENTS FINES FOR Total	**340,835**	**271,000**	**264,000**	**(7,000)**	**-3%**
350 JUDGEMENTS FINES & FORFEIT Total	**1,114,213**	**1,028,000**	**1,005,500**	**(22,500)**	**-2%**
360 MISCELLANEOUS REVENUES					
361 INTEREST & OTHER EARNINGS					
361100 INTEREST ON INVESTMENTS	3,784,666	3,842,554	8,368,906	4,526,352	118%
361120 SHIP MORTGAGE INTEREST	-	0	0	0	

COUNTYWIDE SUMMARY OF SOURCES

ACCOUNT MAJOR - MINOR - OBJECT	FY17 ACTUALS	FY18 ADOPTED BUDGET	FY19 PROPOSED BUDGET	VARIANCE	%
361132 INTEREST-TAX COLLECTOR	19,328	50	50	0	0%
361133 INTEREST-SHERIFF	6,295	1,000	35,644	34,644	3464%
361200 INTEREST-STATE BOARD ADM	1,249	0	0	0	
361400 INTEREST-TOURIST DEVLPMT	33,141	50,000	35,000	(15,000)	-30%
361 INTEREST & OTHER EARNINGS Total	**3,844,680**	**3,893,604**	**8,439,600**	**4,545,996**	**117%**
362 RENTS & ROYALTIES					
362100 RENTS AND ROYALTIES	53,395	164,321	64,321	(100,000)	-61%
362 RENTS & ROYALTIES Total	**53,395**	**164,321**	**64,321**	**(100,000)**	**-61%**
363 IMPACT FEES					
363220 FIRE IMPACT FEE	-	0	0	0	
363221 LAW ENFORCEMENT IMPACT FEE	200	0	0	0	
363230 IMPACT FEE-PHYSICAL ENVMT	-	0	0	0	
363270 CULTURE/RECRTN IMPACT FEE	-	0	0	0	
363400 TRANSPORTATION IMPACT FEE	-	0	0	0	
363 IMPACT FEES Total	**200**	**0**	**0**	**0**	
364 DISPOSITION OF FIXED ASSET					
364100 FIXED ASSET SALE PROCEEDS	865,244	297,366	515,932	218,566	74%
364 DISPOSITION OF FIXED ASSET Total	**865,244**	**297,366**	**515,932**	**218,566**	**74%**
365 SALES OF SURPLUS MATERIALS					
365101 METHANE GAS SALES	234,301	192,334	253,895	61,561	32%
365 SALES OF SURPLUS MATERIALS Total	**234,301**	**192,334**	**253,895**	**61,561**	**32%**
366 CONTRIBUTIONS & DONATIONS					
366100 CONTRIBUTIONS & DONATIONS	2,770,170	44,000	150,000	106,000	241%
366101 CONTRIBUTIONS PORT AUTHORITY	500,000	700,000	700,000	0	0%
366175 SEMINOLE COUNTY HEROES MEMORIA	100	0	0	0	
366207 CASSELBERRY - COMP ABSEN	-	0	0	0	
366270 MEMORIAL TREE DONATIONS	1,272	0	0	0	
366400 ENTERPRISE CONTRIBUTIONS	4,524,407	1,606,014	1,684,639	78,625	5%
366 CONTRIBUTIONS & DONATIONS Total	**7,795,949**	**2,350,014**	**2,534,639**	**184,625**	**8%**
367 LICENSES					
367110 COMPETENCY CERTIFICATE	-	0	0	0	
367150 PAIN MANAGEMENT-GRWTH MGMT LC	1,200	0	0	0	
367 LICENSES Total	**1,200**	**0**	**0**	**0**	
369 OTHER MISCELLANEOUS REVENU					
369100 TAX DEED SURPLUS	2,204	0	0	0	
369120 SHIP MORTGAGE PRINCIPAL	161,304	0	0	0	
369310 INSURANCE PROCEEDS	30,522	11,381	7,725	(3,656)	-32%
369400 REIMBURSEMENTS	25,942	100,000	0	(100,000)	-100%
369900 MISCELLANEOUS-OTHER	574,097	651,251	574,076	(77,175)	-12%
369910 COPYING FEES	72,081	55,000	55,000	0	0%

COUNTYWIDE SUMMARY OF SOURCES

ACCOUNT MAJOR - MINOR - OBJECT	FY17 ACTUALS	FY18 ADOPTED BUDGET	FY19 PROPOSED BUDGET	VARIANCE	%
369911 MAPS AND PUBLICATIONS	-	200	200	0	0%
369912 MISCELLANEOUS - SHERIFF	650,983	636,000	720,000	84,000	13%
369920 MISCELLANEOUS-ELECTION	16	4,000	4,000	0	0%
369925 CREDIT CARD FEES	312,932	256,000	201,000	(55,000)	-21%
369930 REIMBURSEMENTS	226,170	155,000	155,000	0	0%
369935 REIMBURSEMENTS - REBATES	471,290	200,000	300,000	100,000	50%
369940 REIMBURSEMENTS - RADIOS	151,758	115,000	115,000	0	0%
369950 NSP RESALES/PROGRAM INCOME	-	0	0	0	
369955 NON-CASH NSP PROGRAM INCOME	-	0	0	0	
369 OTHER MISCELLANEOUS REVENU Total	**2,679,300**	**2,183,832**	**2,132,001**	**(51,831)**	**-2%**
360 MISCELLANEOUS REVENUES Total	**15,474,269**	**9,081,471**	**13,940,388**	**4,858,917**	**54%**
380 OTHER SOURCES					
381 INTERFUND TRANSFERS IN					
381100 INTERFUND TRANSFER	33,449,912	35,531,602	41,704,424	6,172,822	17%
381 INTERFUND TRANSFERS IN Total	**33,449,912**	**35,531,602**	**41,704,424**	**6,172,822**	**17%**
385 PROCEEDS FROM REFUNDING BO					
385100 PROCEEDS OF REFUNDING BONDS	-	0	0	0	
385 PROCEEDS FROM REFUNDING BO Total	**-**	**0**	**0**	**0**	
		0	0	0	
386 TRANSFERS FROM CONSITITUTI					
386200 EXCESS FEES-CLERK	325,879	0	0	0	
386300 EXCESS FEES-SHERIFF	341,397	0	0	0	
386400 EXCESS FEES-TAX COLLECTOR	2,988,908	1,920,000	65,000	(1,855,000)	-97%
386500 EXCESS FEES-PROPERTY APPRAISER	92,025	0	20,000	20,000	
386700 EXCESS FEES SUPERVISOR OF ELECTION	214,936	220,000	220,000	0	0%
386 TRANSFERS FROM CONSITITUTI Total	**3,963,145**	**2,140,000**	**305,000**	**(1,835,000)**	**-86%**
388 PROCEEDS OF CAPITAL ASSET					
388110 SALE OF CAPITAL ASSETS	-	0	0	0	
388 PROCEEDS OF CAPITAL ASSET Total	**-**	**0**	**0**	**0**	
380 OTHER SOURCES Total	**37,413,057**	**37,671,602**	**42,009,424**	**4,337,822**	**12%**
399 FUND BALANCE					
399 FUND BALANCE					
399999 BEGINNING FUND BALANCE	-	232,547,983	223,621,250	(8,926,733)	-4%
399 FUND BALANCE Total	**-**	**232,547,983**	**223,621,250**	**(8,926,733)**	**-4%**
399 FUND BALANCE Total	**-**	**232,547,983**	**223,621,250**	**(8,926,733)**	**-4%**
Grand Total	**512,286,706**	**755,321,456**	**786,130,378**	**30,808,922**	**4%**

COUNTYWIDE
BUDGETARY USES

The County provides a variety of services to its citizens to ensure health, safety and quality of life. The following pie chart is a summary of the County's total operating and capital spending plan for FY 2018/19 by category of service. The use categories are State-defined as a means of establishing consistency in reporting for local governmental entities. An explanation for each state-designated use category is detailed following the chart, along with a discussion of the various types of services provided within the applicable category and the associated costs.

Note that County Debt expenditures are included in the chart as part of the service area benefited by the debt. This view excludes appropriations of operating transfers to other funds and estimated reserves; representing the proposed operating and capital spending plan for the upcoming fiscal year.

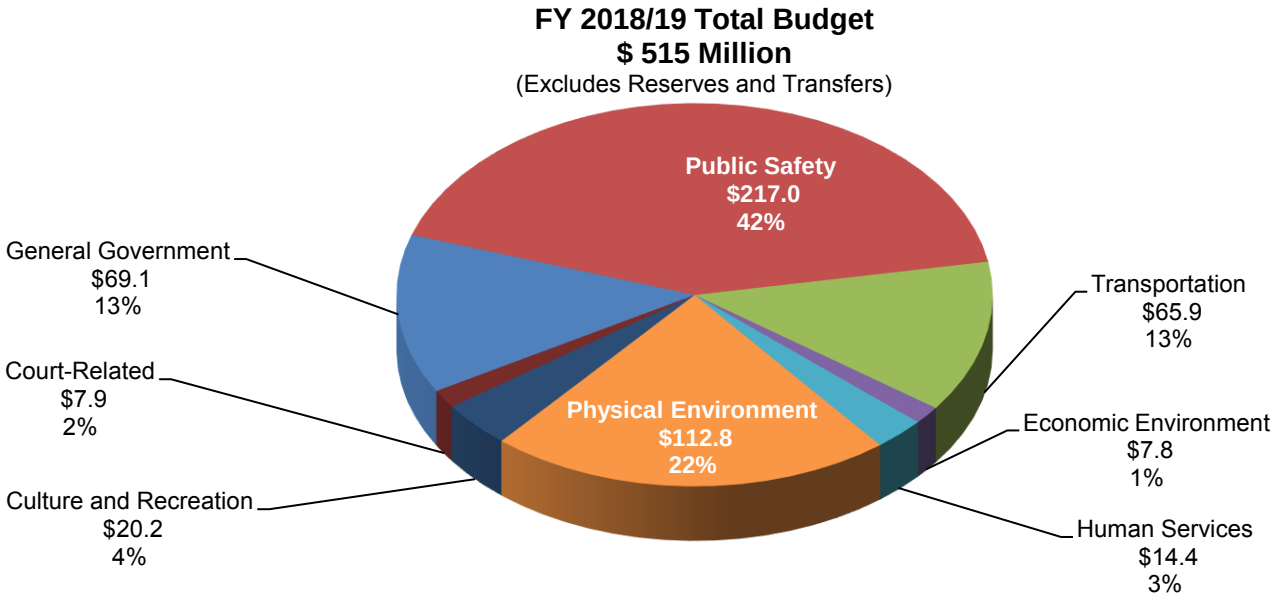

General Government - Services provided by the County for the benefit of the public and the governmental body as a whole. This category includes approximately $17M allocated to the Constitutional Officers for tax collection, property appraisal, election functions and record keeping and accounting for the Board's operations. County Administration (BCC, Attorney, County Management, Human Resources, Purchasing, Office of Management and Budget, Office of Organizational Excellence) represent less than $1M and Countywide Planning and Zoning services are estimated at $7M. Approximately $5.5M is designated for property management and maintenance of buildings and $3M for internal services (fleet, mail, printing, and technology). Approximately $29.5M is allocated for health insurance, workers compensation claims and other general liability obligations.

Public Safety - Services provided by the County for the safety and security of the public, including approximately $132.5M allocated for law enforcement, jail operations, and for the Sheriff to provide security to the judicial courts. Around $75M is allocated for fire/rescue, 911, and other emergency service operations. Nearly $3M is allocated for animal related services. Funding is also provided for juvenile detention, the Medical Examiner and services related to assuring homes and commercial facilities are safe for the citizens.

COUNTYWIDE
BUDGETARY USES

Physical Environment - Functions performed by the County to achieve a satisfactory living environment by controlling and utilizing elements of the environment for the community as a whole, including: approximately $90.5M allocated to providing citizens and businesses with water, sewer, and landfill operations. Approximately $20M is allocated for garbage collection / disposal services, street lighting, aquatic weed control, and other Municipal services to unincorporated residents. The remainder is allocated to protect the water quality of our lakes and other water bodies and for the construction of stormwater related infrastructure.

Transportation – Appropriations for the development and improvement of the safe and adequate flow of vehicles, travelers and pedestrians including: road and street facilities, water transportation systems, mass transit, and parking facilities. Approximately $40M is designated to road related capital projects (see Projects Section for detail of all projects). Approximately $13M is allocated to repairing/ maintaining roads, right-of-ways, medians, bridges, stormwater infrastructure, and trails. Approximately $5.5M is provided for traffic operations; including items such as signals, roadway stripping, and signs. Over $7M is allocated public transportation to support public transportation services within the County.

Economic Environment – Funding is used to develop and improve the economic condition of the community and its citizens. Approximately $3M is allocated for local tourism activities.

Human Services – Funding is provided for public assistance programs, care for veteran services, indigent persons, and services for the care, treatment and control of human illness, injury or handicap. The County spends approximately $14M in grants and other revenue for these services.

Culture and Recreation – Cost of providing and maintaining cultural and recreational facilities and activities for the benefit of citizens and visitors, including: libraries, parks and recreation, and other cultural and recreation services. Approximately $7M is allocated to the County Library System and Museum. Approximately $11M is allocated to parks/trails/natural lands, and a Sports Complex.

Court-Related – The County provides support for the State's Court System. Approximately $6M is dedicated annually for facility maintenance and debt associated with the County's state mandated responsibility to provide court facilities. Nearly $2M is expended for other court support programs.

Other Appropriations (not included in this chart):

Transfers – Transfers between individual funds of a governmental unit are not repayable, nor considered charges for goods or services. These expenditures (transfers out) correspond to an equal amount of interfund revenue (transfers in). See detailed transfers in the Countywide section of this book.

Reserves – Reserves represent funding that is not appropriated for expenditure within the representative fund. Reserves must be used in accordance with the funding intent (i.e. legally restricted for a specific purpose or available for general appropriation). See detailed Reserves in the Countywide section of this book.

COUNTYWIDE SUMMARY OF USES BY FUNCTION / PROGRAM

EXCLUDES INTERNAL SERVICE CHARGES AND CONTRAS	FY17 ACTUALS	FY18 ADOPTED BUDGET	FY19 PROPOSED BUDGET	VARIANCE	%
51 GENERAL GOVERNMENT					
01 BENEFITS	19,649,215	21,175,775	24,281,138	3,105,363	15%
01 BOARD OF COUNTY COMMISSIONE	1,041,291	1,117,292	1,155,464	38,172	3%
01 COUNTY ATTORNEY	1,351,221	1,737,919	1,548,339	(189,581)	-11%
01 COUNTY MANAGER	1,052,020	1,116,049	1,157,901	41,852	4%
01 E-911	191,623	195,764	206,230	10,466	5%
01 ECONOMIC DEV & COMMUNITY RE	586,806	559,169	585,552	26,383	5%
01 HUMAN RESOURCES	842,824	840,510	892,614	52,103	6%
01 OFFICE OF ORGANIZATIONAL EX	133,744	245,541	149,238	(96,302)	-39%
02 CLERK OF THE COURT	2,748,837	2,634,250	3,009,151	374,901	14%
02 PROPERTY APPRAISER	5,479,696	5,632,844	5,798,670	165,826	3%
02 SUPERVISOR OF ELECTIONS	3,937,137	2,515,558	2,821,189	305,631	12%
02 TAX COLLECTOR	6,980,408	7,434,694	7,985,977	551,283	7%
04 NATURAL LANDS	-	0	0	0	
07 CAPITAL PROJECTS DELIVERY	-	0	0	0	
07 FACILITIES	9,639,820	9,351,990	9,328,349	(23,641)	0%
07 FLEET MANAGEMENT	6,699,184	8,118,232	9,262,892	1,144,660	14%
07 MOSQUITO CONTROL	5,838	0	0	0	
09 SW-COMPLIANCE & PROGRAM MAN	-	10,000	0	(10,000)	-100%
11 BUILDING	2,894,367	3,400,753	4,507,493	1,106,740	33%
11 DEV SVCS BUSINESS OFFICE	435,316	599,625	600,260	634	0%
11 PLANNING AND DEVELOPMENT	1,361,163	1,476,833	1,504,490	27,657	2%
14 ENTERPRISE SOFTWARE DEVELOP	2,012,829	2,611,655	2,495,086	(116,569)	-4%
14 GEOGRAPHIC INFORMATION SYST	476,101	496,442	513,891	17,449	4%
14 IS BUSINESS OFFICE	372,008	373,416	395,728	22,313	6%
14 NETWORK INFRASTRUCTURE SUPP	603,899	702,083	720,540	18,457	3%
14 NETWORK SUPPORT & MAINT	-	0	0	0	
14 TELEPHONE SUPPORT & MAINT	1,325,627	1,496,791	2,174,795	678,003	45%
14 WORKSTATION SUPPORT & MAINT	1,783,831	2,076,935	2,017,729	(59,206)	-3%
18 CENTRAL CHARGES	1,025,247	1,223,789	1,408,158	184,369	15%
18 MAIL SERVICES	298,847	451,687	452,182	495	0%
18 OFFICE OF MANAGEMENT & BUDG	647,927	891,403	1,008,034	116,631	13%
18 PRINTING SERVICES	89,919	139,432	174,803	35,371	25%
18 PURCHASING AND CONTRACTS	1,053,401	1,114,540	1,175,588	61,048	5%
18 RECIPIENT AGENCY GRANTS	-	995,567	0	(995,567)	-100%
18 RESOURCE MGT - BUSINESS OFF	426,858	447,553	388,458	(59,094)	-13%
18 RISK MANAGEMENT	4,455,150	4,856,873	5,016,921	160,049	3%
51 GENERAL GOVERNMENT Total	**79,602,153**	**86,040,964**	**92,736,860**	**6,695,896**	**8%**
52 PUBLIC SAFETY					
01 ANIMAL SERVICES	1,899,143	2,204,265	2,482,736	278,471	13%
01 E-911	2,294,646	1,923,996	1,908,488	(15,508)	-1%
01 EMERGENCY MANAGEMENT	988,366	459,843	436,249	(23,594)	-5%
01 TELECOMMUNICATIONS	2,481,373	2,709,426	2,938,539	229,113	8%
02 SHERIFF'S OFFICE	120,429,224	123,100,624	130,084,535	6,983,911	6%
05 CASSELBERRY EMS/FIRE	3,695,858	3,966,772	4,176,249	209,477	5%

COUNTYWIDE SUMMARY OF USES BY FUNCTION / PROGRAM

EXCLUDES INTERNAL SERVICE CHARGES AND CONTRAS	FY17 ACTUALS	FY18 ADOPTED BUDGET	FY19 PROPOSED BUDGET	VARIANCE	%
05 EMERGENCY COMMUNICATIONS	2,312,974	2,344,929	2,795,725	450,796	19%
05 EMS PERFORMANCE MANAGEMENT	252,851	362,619	286,183	(76,436)	-21%
05 EMS/FIRE/RESCUE	49,321,108	56,231,824	55,420,784	(811,040)	-1%
05 FIRE BUSINESS OFFICE	85,043	0	0	0	
05 FIRE PREVENTION BUREAU	763,346	861,904	929,595	67,691	8%
06 COUNTY ASSISTANCE PROGRAMS	873,505	1,001,000	1,300,000	299,000	30%
07 CAPITAL PROJECTS DELIVERY	-	0	0	0	
07 FACILITIES	191,024	299,305	357,350	58,045	19%
07 FLEET MANAGEMENT	-	0	0	0	
11 BUILDING	20,928	66,618	317,605	250,987	377%
14 TELEPHONE SUPPORT & MAINT	-	0	41,329	41,329	
18 CENTRAL CHARGES	5,036,527	5,039,151	5,045,708	6,557	0%
18 RESOURCE MGT - BUSINESS OFF	4,590	0	0	0	
52 PUBLIC SAFETY Total	**190,650,505**	**200,572,275**	**208,521,074**	**7,948,799**	**4%**
53 PHYSICAL ENVIRONMENT					
07 FACILITIES	92,009	132,160	122,000	(10,160)	-8%
07 MOSQUITO CONTROL	1,716,130	1,205,986	740,387	(465,599)	-39%
07 WATER QUALITY	1,071,202	1,134,975	1,139,052	4,077	0%
08 ES BUSINESS OFFICE	1,722,077	1,777,178	1,937,736	160,558	9%
08 UTILITIES ENGINEERING PROGR	19,235,589	37,321,236	43,467,882	6,146,646	16%
08 WASTEWATER OPERATIONS	10,839,090	12,361,633	14,316,144	1,954,511	16%
08 WATER OPERATIONS	31,321,877	13,181,645	13,850,383	668,738	5%
09 LANDFILL OPERATIONS PROGRAM	4,813,813	2,551,673	4,084,895	1,533,222	60%
09 SW-COMPLIANCE & PROGRAM MAN	5,114,563	3,198,301	3,331,220	132,918	4%
09 TRANSFER STATION	2,946,445	2,691,388	3,065,399	374,011	14%
14 TELEPHONE SUPPORT & MAINT	-	0	46,279	46,279	
18 MSBU PROGRAM	16,886,530	19,581,346	19,875,888	294,543	2%
53 PHYSICAL ENVIRONMENT Total	**95,759,325**	**95,137,520**	**105,977,265**	**10,839,745**	**11%**
54 TRANSPORTATION					
07 CAPITAL PROJECTS DELIVERY	49,537,864	48,337,477	37,956,749	(10,380,728)	-21%
07 ENGINEERING PROF SUPPORT	77,643	106,683	70,268	(36,415)	-34%
07 FACILITIES	-	0	0	0	
07 FLEET MANAGEMENT	-	0	0	0	
07 LAND MANAGEMENT	203,211	270,969	280,241	9,271	3%
07 PUBLIC WORKS BUSINESS OFFIC	462,481	491,514	502,112	10,598	2%
07 ROADS-STORMWATER R&M	8,351,166	9,322,227	10,580,477	1,258,250	13%
07 TRAFFIC OPERATIONS	4,305,960	4,996,873	5,333,128	336,256	7%
11 MASS TRANSIT PROGRAM (LYNX)	6,536,795	6,924,779	7,240,619	315,840	5%
54 TRANSPORTATION Total	**69,475,121**	**70,450,523**	**61,963,594**	**(8,486,929)**	**-12%**
55 ECONOMIC ENVIRONMENT					
01 17-92 COMMUNITY REDEVELOPME	2,146,700	478,458	0	(478,458)	-100%
01 ECONOMIC DEV & COMMUNITY RE	3,802,121	4,805,761	5,080,350	274,590	6%
04 RECREATIONAL ACTIVITIES & P	9,475	100,000	80,000	(20,000)	-20%

COUNTYWIDE SUMMARY OF USES BY FUNCTION / PROGRAM

EXCLUDES INTERNAL SERVICE CHARGES AND CONTRAS	FY17 ACTUALS	FY18 ADOPTED BUDGET	FY19 PROPOSED BUDGET	VARIANCE	%
07 DEVELOPMENT REVIEW ENGINEER	587,966	772,285	821,897	49,612	6%
11 PLANNING AND DEVELOPMENT	-	0	0	0	
18 CENTRAL CHARGES	2,009,357	2,267,673	1,576,145	(691,528)	-30%
55 ECONOMIC ENVIRONMENT Total	**8,555,619**	**8,424,176**	**7,558,392**	**(865,784)**	**-10%**
56 HUMAN SERVICES					
06 COUNTY ASSISTANCE PROGRAMS	9,062,398	9,487,051	10,243,583	756,532	8%
06 GRANT ASSISTANCE PROGRAMS	4,564,171	3,047,907	3,585,886	537,980	18%
07 FACILITIES	-	0	0	0	
56 HUMAN SERVICES Total	**13,626,568**	**12,534,957**	**13,829,469**	**1,294,512**	**10%**
57 CULTURE/RECREATION					
04 AGENCY FUNDS	33,044	0	0	0	
04 EXTENSION SERVICE	302,193	377,941	405,358	27,417	7%
04 GREENWAYS & TRAILS	3,350,756	4,272,046	3,592,637	(679,409)	-16%
04 LEISURE BUSINESS OFFICE	695,327	733,580	773,473	39,894	5%
04 LIBRARY SERVICES	5,461,799	5,897,694	5,884,806	(12,888)	0%
04 NATURAL LANDS	360,826	461,420	737,717	276,297	60%
04 PASSIVE PARKS	-	52,600	37,726	(14,874)	-28%
04 RECREATIONAL ACTIVITIES & P	11,911,387	4,949,795	5,543,168	593,373	12%
06 GRANT ASSISTANCE PROGRAMS	-	0	0	0	
07 CAPITAL PROJECTS DELIVERY	558,294	0	0	0	
18 CENTRAL CHARGES	1,640,600	1,639,200	1,641,450	2,250	0%
57 CULTURE/RECREATION Total	**24,314,225**	**18,384,276**	**18,616,336**	**232,060**	**1%**
58 TRANSFERS					
08 UTILITIES ENGINEERING PROGR	1,598,227	1,400,000	1,400,000	0	0%
99-REVENUES-RESERVES-TRANSFERS	31,639,965	34,121,602	40,303,924	6,182,322	18%
58 TRANSFERS Total	**33,238,192**	**35,521,602**	**41,703,924**	**6,182,322**	**17%**
59 RESERVES					
99-REVENUES-RESERVES-TRANSFERS	-	219,910,831	229,408,617	9,497,786	4%
59 RESERVES Total	**-**	**219,910,831**	**229,408,617**	**9,497,786**	**4%**
60 COURT ADMINISTRATION					
03 ARTICLE V COURT TECHNOLOGY	955,349	1,082,776	1,111,177	28,401	3%
03 GUARDIAN AD LITEM	86,431	97,526	100,583	3,057	3%
03 JUDICIAL	286,072	246,396	573,402	327,006	133%
03 LAW LIBRARY	108,750	108,750	99,443	(9,307)	-9%
03 LEGAL AID	340,808	345,921	351,110	5,189	2%
07 FACILITIES	-	0	248,420	248,420	
18 CENTRAL CHARGES	3,231,800	3,233,050	3,230,100	(2,950)	0%
18 RECIPIENT AGENCY GRANTS	595,899	341,357	90,613	(250,744)	-73%
60 COURT ADMINISTRATION Total	**5,605,110**	**5,455,775**	**5,804,847**	**349,072**	**6%**
99 N/A					

COUNTYWIDE SUMMARY OF USES BY FUNCTION / PROGRAM

EXCLUDES INTERNAL SERVICE CHARGES AND CONTRAS	FY17 ACTUALS	FY18 ADOPTED BUDGET	FY19 PROPOSED BUDGET	VARIANCE	%
99-REVENUES-RESERVES-TRANSFERS	81,804	0	0	0	
99 N/A Total	**81,804**	**0**	**0**	**0**	

COUNTYWIDE SUMMARY OF USES BY FUNCTION - OBJECT CLASSIFICATION

This report identifies the amount budgeted for all expenditure classifications within each governmental function. Public Safety has the largest personal services budget (related to Fire/EMS) and transfers (for the Sheriff's Office). Other areas with large expenditures include Physical Environment operating costs (includes Water & Sewer and Solid Waste operations) and Physical Environment and Transportation capital improvement costs. Reserves are included in this report as a Use of funding but not an expenditure. 51% of the reserves are for Enterprise Funds, 13% are Fire Fund Reserves, and 36% are General Fund reserves.

SERVICE AREA	PERSONNEL SERVICES	OPERATING EXPENDITURES	INTERNAL SERVICE CHARGES	COST ALLOCATION (CONTRA)	CAPITAL OUTLAY*	DEBT SERVICE	GRANTS & AIDS	INTERFUND TRANSFERS OUT	TRANSFERS TO CONSTITUTIONALS	RESERVES	Grand Total
51 GENERAL GOVERNMENT	$ 22,526,301	$ 48,307,702	$ 8,004,820	$ (31,662,082)	$ 2,334,592	$ -	$ -	$ -	$ 19,568,265	$ -	$ 69,079,599
52 PUBLIC SAFETY	57,146,278	12,486,977	10,510,688	(2,009,020)	6,377,511	5,045,708	167,748	-	127,294,624	2,228	217,022,742
53 PHYSICAL ENVIRONMENT	16,388,954	45,562,076	6,797,053	-	26,233,482	17,792,254	-	500	-	-	112,774,318
54 TRANSPORTATION	13,470,113	5,165,122	8,192,483	(4,260,061)	28,387,740	-	14,940,619	-	-	-	65,896,016
55 ECONOMIC ENVIRONMENT	1,557,546	2,802,454	231,271	-	56,546	305,833	2,836,013	-	-	-	7,789,663
56 HUMAN SERVICES	2,500,617	1,577,551	884,645	(340,000)	-	-	9,751,301	-	-	-	14,374,115
57 CULTURE/RECREATION	9,111,788	5,795,580	2,179,085	(639,332)	1,930,236	1,641,450	137,282	-	-	-	20,156,088
58 TRANSFERS	-	-	-	-	-	-	-	41,703,924	-	-	41,703,924
59 RESERVES	-	-	-	-	-	-	-	-	-	229,408,617	229,408,617
60 COURT ADMINISTRATION	718,879	1,014,473	2,120,448	-	327,062	3,230,100	514,333	-	-	-	7,925,295
Grand Total	**$ 123,420,477**	**$ 122,711,935**	**$ 38,920,494**	**$ (38,910,494)**	**$ 65,647,168**	**$ 28,015,345**	**$ 28,347,296**	**$ 41,704,424**	**$ 146,862,889**	**$ 229,410,845**	**$ 786,130,378**

* Includes Library Impact Fees/Books

OUTSIDE AGENCY FUNDING

Seminole County provides support to outside agencies to assist or enhance economic development, public transportation, cultural arts, public health and citizen quality of life. Below is a summary of the programs or agencies previously approved by the Board to receive General Fund support. The asterisked agencies are supported by special revenue funding dedicated for specified uses. A description of each agency identified is included for referencing and review of comparative amounts awarded over a three-year period. Amounts listed for FY 2018/19 are proposed amounts only and subject to change pursuant to Board direction.

Outside Agency	FY 2016/17 ADOPTED	FY 2017/18 ADOPTED	FY 2018/19 WORKSESSION
* Central FL Sports Commission	$332,634	$100,000	$100,000
* Central FL Zoo	$225,000	$325,000	$325,000
Community Service Agencies	$941,500	$840,150	$840,150
County Health Department	$1,077,970	$1,002,970	$1,097,970
East Central Florida Regional Planning Council	$74,537	$93,822	$94,999
Lynx	$6,764,979	$7,152,963	$7,240,619
MetroPlan Orlando	$171,339	$173,986	$176,218
Orlando Economic Partnership	$406,490	$406,490	$406,490
Prospera	$60,000	$60,000	$60,000
SCC Small Business	$150,000	$150,000	$150,000
UCF Business Incubator	$240,000	$240,000	$240,000
United Arts of Central Florida	$133,703	$134,738	$137,282
	$ 10,578,152	$10,680,119	$10,868,728

*Supported by Toursim Taxes

OUTSIDE AGENCY FUNDING

	FY2016/17 Adopted	FY 2017/18 Adopted	FY 2018/19 Worksession
Central FL Sports Commission	**$ 332,634**	**$ 100,000**	**$ 100,000**

For over 20 years, the Sports Commission has served as our community's clearinghouse for sports related events and associated activities. The Sports Commission has successfully worked with the staff of the Tourism Division to bring several events to Seminole County, by working with the following partners, National Collegiate Athletic Association (NCAA), Florida High School Athletic Association (FHSAA) , US Club soccer, United States Adult Soccer Association, USA Rugby, Florida Sports Charitable Foundation, Elite Clubs National League, Independent Softball Association, Florida Travel Ball Baseball , Sunshine State Conference and Atlantic – 10 Conference. Seminole County is quickly becoming one of the premier sports events destinations, while generating significant economic windfalls. TEAM SEMINOLE was created by the partnership of the Seminole County Convention and Visitors Bureau (CVB), The Department of Leisure Services and the Sports Commission to work together to bring events to Seminole County.

Central FL Zoo	**$ 225,000**	**$ 325,000**	**$ 325,000**

The Central Florida Zoo is the largest and the busiest attraction in Seminole County. The Zoo's Vision will empower our guests to respect, value and care for our natural resources, as we commit to contributing globally to the conservation and preservation of wildlife. As a regional resource in the Central Florida area and beyond, we will provide innovative and creative solutions through collaboration, practices and partnerships. The continued growth and development of the Zoo will further enhance its attraction to visitors outside the local community enabling us to bring national and international attention to the importance and ongoing efforts of wildlife sustainability.

Community Service Agency Funding	**$ 941,500**	**$ 840,150**	**$ 840,150**

Funding awarded to various not-for-profit agencies, to provide a range of services locally including; food, clothing, shelter, medical attention, meal delivery, supervised visitation, child protection and other essential services. Agencies that were previously funded include Impower, Kids House, Meals on Wheels, Rescue Outreach Mission, Catholic Charities, Christian Sharing Center, Safehouse, Early Learning Coalition, Recovery House, Midway Safe Harbor, Legal Aid Society, SWOP, United Way (211 system), Lighthouse, Boys and Girls Clubs, Leadership Seminole, and Seniors First Allocations to Agencies are approved by the Board annually.

County Health Department	**$ 1,077,970**	**$ 1,002,970**	**$ 1,097,970**

The County contracts and works in partnership with the State Department of Health to provide comprehensive public health services to the citizens of Seminole County. The Health Department provides outreach, clinical assessment, treatment and referral services. Through its services the Health Department strives to improve the health of Seminole County residents by ensuring timely provision to medical services thereby increasing the quality of life. Through education, service delivery and local partnerships the residents and visitors of Seminole County will enjoy a healthy life. The staff monitors health status, and focuses on community health resources to improve health outcomes, participates in emergency readiness and response issues and provides health education. They also provide case management for some of the Community Assistance funding, which transitioned over to the Health Department in FY2009/10. In 2016, funding was approved for a mobile health unit to better serve the

	FY2016/17 Adopted	FY 2017/18 Adopted	FY 2018/19 Worksession

citizens of Seminole County.

East Central Florida Regional Planning Council **$ 74,537** **$ 93,822** **$ 94,999**

The East Central Florida Regional Planning Council (ECFRPC) exists as a function of state law to "promote cooperation among local units of government and provide for comprehensive planning for the region". It provides technical assistance as needed to local governments, reviews proposed comprehensive plan amendments of local governments for consistency with the state-mandated Regional Strategic Policy Plan, and serves as a mediator among local governments when there are disagreements about land use amendments with regional implications. The County's funding level for FY 2018/19 is approximately $0.21 (twenty-one cents) per capita based on the estimated 2017 population of 454,757.

Lynx **$ 6,764,979** **$ 7,152,963** **$7,240,619**

Lynx provides public transportation services to Seminole County via a fixed route system and an on demand Americans with Disabilities Act (ADA) Paratransit system to serve the disabled. Seminole county is one of four funding partners for this regional system that includes Orange County, City of Orlando and Osceola County.

The Mass Transit Program (LYNX) is designed to plan and pay for transit services Countywide. These services are provided through a contract between Seminole County and the Central Florida Regional Transportation Authority, aka LYNX. LYNX provides public transportation services to both the municipalities and the unincorporated area of Seminole County via a fixed-route system and an on demand Americans with Disabilities Act (ADA) Paratransit system to service the disabled. Total service funding requested of the County for Fiscal Year 2018/19 is $7.2M.

	FY 2016/17 Actuals		FY 2017/18 Adopted	FY 2018/19 Worksession
Funding Sources				
9th Cent Gas Tax	$2,190,000		$2,260,000	$2,305,000
Miscellaneous Revenues				
CRA Funding	$228,184		$228,184	
General Fund Support	$4,346,795		$4,664,779	$4,935,619
Total Funding Sources	**$6,764,979**		**$7,152,963**	**$7,240,619**
Total County Funding Request				
LYNX Countywide Service Cost	$6,978,879		$7,366,863	$7,454,519
Less: Altamonte Fixed Route cont.	($120,900)		($120,900)	($120,900)
Less: Sanford Fixed Route cont.	($93,000)		($93,000)	($93,000)
Total LYNX Funding Request to County	**$6,764,979**	#	**$7,152,963**	**$7,240,619**

OUTSIDE AGENCY FUNDING

	FY2016/17 Adopted	FY 2017/18 Adopted	FY 2018/19 Worksession
MetroPlan Orlando	**$ 171,339**	**$ 173,986**	**$ 176,218**

Funding enables the organization to "support the functions necessary to achieve MetroPlan Orlando's role in planning and funding the Orlando Urban Area Transportation System". Member funding is set at a level allowing the MPO to provide the services and planning activities necessary to maintain certification by the Federal government and Florida Dept. of Transportation. This is currently funded through Public Works/Transportation Trust Fund at a level of approximately $0.39 (thirty-nine cents) per capita based on the County's estimated 2017 population of 454,757.

Orlando Economic Partnership	**$ 406,490**	**$ 406,490**	**$ 406,490**

The Metro Orlando Economic Development Commission (EDC) promotes Seminole County as a location for business operations and economic development through its local, national and international marketing campaigns. The EDC serves as an information source for demographic, market, and property data. The Commission promotes Seminole County to the motion picture and television industry and coordinates the permitting activity to expedite the process. The EDC monitors and assists in the retention and expansion of local businesses. It employs an Economic Development Professional which is co-located with the County's Economic Development Business Development staff and the EDC serves as secretary to the Seminole County Industrial Development Authority. The County's funding level for FY 2018/19 is approximately $0.89 (eighty-nine cents) per capita based on the County's estimated 2017 population of 454,757.

Prospera	**$ 60,000**	**$ 60,000**	**$ 60,000**

Prospera (f.k.a. Hispanic Business Initiative Fund of Florida, Inc.) is a community-based non-profit organization. Funding supports the increase of Hispanic-owned businesses and economic growth overall in the County. Funding provides bilingual business development services to Seminole County businesses. These services are provided to businesses that are currently located within the County's tax district, businesses that are exploring relocating their existing business to Seminole County, and potential new businesses that will be based within the County. Services include: seminars and workshops, personalized business consulting, entrepreneurial grants, commercial loan facilitation, bilingual education assistance, and professional service support.

SCC Small Business Services	**$ 150,000**	**$ 150,000**	**$ 150,000**

The partnership with Seminole Community College provides for Small Business Development services, Seminole Advisory Board Council administration, and operation of the Technology Incubator located in the Port of Sanford. The incubator's clients have access to the same consulting services offered to the small business community as well as the on-site support needed to kick start their business venture. The Small Business Development Center provides assistance to the small business community with the development of business plans, marketing materials, bookkeeping services, and financial management advice. The Seminole Advisory Board Council coordinates customized boards for growing companies who need direction to take their company to the next level.

OUTSIDE AGENCY FUNDING

	FY2016/17 Adopted	FY 2017/18 Adopted	FY 2018/19 Worksession
UCF Business Incubator – Winter Springs	**$ 240,000**	**$ 240,000**	**$ 240,000**

The University of Central Florida (UCF) Technology Incubator is a partnership between UCF, Seminole County, the City of Winter Springs, and the Florida High Tech Corridor Council. This partnership is to encourage job growth and economic development with later stage incubator companies.

United Arts of Central Florida	**$ 133,703**	**$ 134,738**	**$ 137,282**

This agency facilitates the development and awareness of arts and cultural activity in Central Florida. The County appoints a voting member to the United Arts Board of Trustees. The County's funding level for FY 2018/19 is approximately $0.30 (thirty cents) per capita based on the County's 2017 estimated population of 454,757. Funding agreements are renewed annually.

COUNTYWIDE TRANSFER SUMMARY

Transfers are internal transactions between individual funds of a governmental unit which are not repayable and are not considered charges for goods or services. These expenditures correspond to an equal amount of interfund revenue.

PROVIDING FUND	RECIPIENT FUND	FY18 ADOPTED BUDGET ADOPTED	FY19 PROPOSED BUDGET WORKSESSION	PURPOSE
GENERAL FUND	FACILITIES PLANNED WORK FUND	600,000	164,800	Facilities Maintenance
GENERAL FUND	FLEET REPLACEMENT FUND	0	1,918,476	Vehicle Replacement
GENERAL FUND	TECHNOLOGY REPLACEMENT FUND	250,000	250,000	Technology Replacement
GENERAL FUND	BCC PROJECTS FUND	453,500	663,739	Countywide Capital Projects
GENERAL FUND	NINTH-CENT FUEL TAX FUND	4,664,779	4,935,619	Mass Transit
GENERAL FUND	ECONOMIC DEVELOPMENT	1,849,438	1,754,743	Economic Development
GENERAL FUND	COURT SUPPORT TECHNOLOGY FEE (ARTV)	-	204,086	
GENERAL FUND	GENERAL REVENUE DEBT	1,548,432	1,542,509	Debt Service
GENERAL FUND	COUNTY SHARED REVENUE DEBT	1,741,494	1,745,724	Debt Service
GENERAL FUND	SALES TAX REVENUE BONDS	4,982,275	4,987,575	Debt Service
	GENERAL FUND TOTAL	**16,089,918**	**18,167,271**	
STORMWATER FUND	GENERAL FUND	193,117	0	Final Closeout of Stormwater Fund
MSBU PROGRAM	MSBU LAKE ASHER AWC	0	500	Fund Advance
MSBU PROGRAM	MSBU GRACE LAKE (LM/AWC)	10,000	0	Fund Advance
TOURIST DEVELOPMENT FUND 3% TAX	GENERAL REVENUE DEBT 2014 - SPORTS COMPLEX/SOLDIER'S CREEK	1,639,200	1,641,450	Debt Service
TOURIST DEVELOPMENT FUND 3% TAX	SOLID WASTE FUND	300,000	300,000	Sports Complex Lighting Loan Repayment
WATER AND SEWER OPERATING	WATER AND SEWER (OPERATING) CAPITAL	15,308,971	19,658,241	Funding of Capital Projects
SOLID WASTE FUND	LANDFILL MANAGEMENT ESCROW	590,396	536,962	Landfill Closure
CONNECTION FEES - WATER	WATER AND SEWER FUND	500,000	500,000	Connection Fees
CONNECTION FEES - SEWER	WATER AND SEWER FUND	900,000	900,000	Connection Fees
	TOTAL	**$ 35,531,602**	**$ 41,704,424**	

Policy Note: Budgeted transfer amounts reflect Board of County Commission approval for annual support to designated operations. Actual transfers are made based on operational activities, constrained by amounts approved by the Board of County Commission.

COUNTYWIDE SUMMARY OF RESERVES

FUND MAJOR - FUND NAME	FY17 ACTUALS	FY18 ADOPTED BUDGET	FY19 PROPOSED BUDGET	VARIANCE	%
01 GENERAL FUNDS					
00100 GENERAL FUND	-	51,866,549	58,111,552	6,245,003	12%
00103 NATURAL LAND ENDOWMENT FUND	-	599,749	423,142	(176,607)	-29%
00108 FACILITIES MAINTENANCE FUND	-	72,795	116,888	44,093	61%
00109 FLEET REPLACEMENT FUND	-	242,248	254,775	12,527	5%
00111 TECHNOLOGY REPLACEMENT FUND	-	269,037	757,134	488,097	181%
13000 STORMWATER FUND	-	0	0	0	
13100 ECONOMIC DEVELOPMENT	-	0	0	0	
01 GENERAL FUNDS Total	**-**	**53,050,378**	**59,663,491**	**6,613,113**	**12%**
02 TRANSPORTATION FUNDS					
10101 TRANSPORTATION TRUST FUND	-	3,321,223	3,694,082	372,859	11%
11500 INFRASTRUCTURE TAX FUND	-	11,345,836	12,539,078	1,193,242	11%
11541 INFRASTRUCTURE-COUNTY COMMIS	-	2,873,224	3,651,832	778,608	27%
11560 2014 INFRASTRUCTURE SALES TAX	-	5,801,570	12,934,832	7,133,262	123%
12601 ARTERIAL-IMPACT FEE	-	(5,700,581)	(4,310,571)	1,390,010	-24%
12602 NORTH COLLECTOR-IMPACT FEE	-	2,129	9,355	7,226	339%
12603 WEST COLLECTOR-IMPACT FEE	-	198,000	483,998	285,998	144%
12604 EAST COLLECTOR-IMPACT FEE	-	365,849	243,522	(122,327)	-33%
12605 SOUTH CENTRAL-IMPACT FEE	-	(1,693,054)	(1,351,688)	341,366	-20%
02 TRANSPORTATION FUNDS Total	**-**	**16,514,196**	**27,894,440**	**11,380,244**	**69%**
03 FIRE DISTRICT FUNDS					
11200 FIRE PROTECTION FUND	-	15,912,710	21,236,330	5,323,620	33%
11207 FIRE PROTECT FUND-CASSELBERRY	-	0	0	0	
12801 FIRE/RESCUE-IMPACT FEE	-	0	197,000	197,000	
03 FIRE DISTRICT FUNDS Total	**-**	**15,912,710**	**21,433,330**	**5,520,620**	**35%**
04 SPECIAL REVENUE FUNDS					
00104 BOATING IMPROVEMENT FUND	-	240,969	102,674	(138,295)	-57%
10400 BUILDING PROGRAM	-	2,962,102	2,426,351	(535,751)	-18%
11000 TOURISM PARKS 1,2,3 CENT FUND	-	1,939,938	2,851,779	911,841	47%
11001 TOURISM SPORTS 4 & 6 CENT FUND	-	894,029	1,385,951	491,922	55%
11400 COURT SUPP TECH FEE (ARTV)	-	112,848	112,848	0	0%
12302 TEEN COURT	-	69,709	27,703	(42,006)	-60%
12500 EMERGENCY 911 FUND	-	3,707,696	4,122,317	414,621	11%
12802 LAW ENFORCEMENT-IMPACT FEE	-	0	2,228	2,228	
12804 LIBRARY-IMPACT FEE	-	0	0	0	
13300 17/92 REDEVELOPMENT TI FUND	-	11,620,429	0	(11,620,429)	-100%
15000 MSBU STREET LIGHTING	-	500,000	450,000	(50,000)	-10%
15100 MSBU RESIDENTIAL SOLID WASTE	-	4,895,000	4,997,350	102,350	2%
16000 MSBU PROGRAM	-	1,475,977	1,460,242	(15,735)	-1%
04 SPECIAL REVENUE FUNDS Total	**-**	**28,418,698**	**17,939,443**	**(10,479,254)**	**-37%**
05 DEBT SERVICE FUNDS					
22500 SALES TAX BONDS	-	0	0	0	
05 DEBT SERVICE FUNDS Total	**-**	**0**	**0**	**0**	

COUNTYWIDE SUMMARY OF RESERVES

FUND MAJOR - FUND NAME	FY17 ACTUALS	FY18 ADOPTED BUDGET	FY19 PROPOSED BUDGET	VARIANCE	%
06 CAPITAL FUNDS					
30600 INFRASTRUCTURE IMP OP FUND	-	0	577,136	577,136	
30700 SPORTS COMPLEX/SOLDIERS CREEK	-	0	0	0	
32100 NATURAL LANDS/TRAILS	-	477,017	782,891	305,874	64%
32200 COURTHOUSE PROJECTS FUND	-	0	0	0	
06 CAPITAL FUNDS Total	**-**	**477,017**	**1,360,027**	**883,010**	**185%**
07 ENTERPRISE FUNDS					
40100 WATER AND SEWER FUND	-	19,223,527	17,889,694	(1,333,833)	-7%
40102 CONNECTION FEES-WATER	-	238,199	805,247	567,048	238%
40103 CONNECTION FEES-SEWER	-	1,784,793	905,495	(879,298)	-49%
40105 WATER & SEWER BONDS, SERIES 20	-	5,240	15,152	9,912	189%
40106 2010 BOND SERIES	-	2,729	16,212	13,483	494%
40107 WATER & SEWER DEBT SERVICE RES	-	18,121,674	18,121,674	0	0%
40108 WATER & SEWER CAPITAL IMPROVEM	-	3,057,187	3,057,187	0	0%
40201 SOLID WASTE FUND	-	26,784,317	21,141,676	(5,642,641)	-21%
40204 LANDFILL MANAGEMENT ESCROW	-	20,112,740	21,464,016	1,351,276	7%
07 ENTERPRISE FUNDS Total	**-**	**89,330,406**	**83,416,353**	**(5,914,053)**	**-7%**
08 INTERNAL SERVICE FUNDS					
50100 PROPERTY/CASUALTY INSURANCE FU	-	5,126,663	5,392,343	265,680	5%
50200 WORKERS COMPENSATION FUND	-	4,722,554	5,040,113	317,559	7%
50300 HEALTH INSURANCE FUND	-	6,358,210	7,271,305	913,095	14%
08 INTERNAL SERVICE FUNDS Total	**-**	**16,207,427**	**17,703,761**	**1,496,334**	**9%**
Grand Total	**-**	**219,910,831**	**229,410,845**	**9,500,014**	**4%**


SM
SEMINOLE COUNTY
FLORIDA'S NATURAL CHOICE

GENERAL FUND SUMMARY OF SOURCES

ACCOUNT MAJOR - MINOR - OBJECT	FY17 ACTUALS	FY18 ADOPTED BUDGET	FY19 PROPOSED BUDGET	VARIANCE	%
310 TAXES					
311 AD VALOREM					
311100 AD VALOREM-CURRENT	134,066,004	143,582,626	154,947,566	11,364,940	8%
311200 AD VALOREM-DELINQUENT	142,387	100,000	125,000	25,000	25%
311 AD VALOREM Total	**134,208,391**	**143,682,626**	**155,072,566**	**11,389,940**	**8%**
314 UTILITY SERVICES TAXES					
314100 UTILITY TAX-ELECTRICITY	5,208,433	5,200,000	5,400,000	200,000	4%
314300 UTILITY TAX-WATER	1,396,440	1,300,000	1,420,000	120,000	9%
314400 UTILITY TAX-GAS	3,220	135,000	20,000	(115,000)	-85%
314700 UTILITY TAX-FUEL OIL	109	300	300	0	0%
314800 UTILITY TAX-PROPANE	241,198	100,000	230,000	130,000	130%
314 UTILITY SERVICES TAXES Total	**6,849,400**	**6,735,300**	**7,070,300**	**335,000**	**5%**
315 COMMUNICATIONS SERVICE TAX					
315100 COMMUNICATION SERVICE TAX	6,248,718	5,900,000	5,700,000	(200,000)	-3%
315 COMMUNICATIONS SERVICE TAX Total	**6,248,718**	**5,900,000**	**5,700,000**	**(200,000)**	**-3%**
316 LOCAL BUSINESS TAX					
316100 PROF/OCCUPATION/LOCAL BUS TAX	448,327	500,000	500,000	0	0%
316 LOCAL BUSINESS TAX Total	**448,327**	**500,000**	**500,000**	**0**	**0%**
310 TAXES Total	**147,754,837**	**156,817,926**	**168,342,866**	**11,524,940**	**7%**
320 PERMITS FEES & SPECIAL ASM					
329 OTHER PERMITS & SPECIAL AS					
329115 URBAN CHICKENS PERMIT	300	0	0	0	
329170 ARBOR PERMIT	5,500	10,000	7,000	(3,000)	-30%
329180 DREDGE/FILL PERMIT	750	0	0	0	
329190 ABANDONED PROPERTY REGISTRATIO	193,300	150,000	150,000	0	0%
329 OTHER PERMITS & SPECIAL AS Total	**199,850**	**160,000**	**157,000**	**(3,000)**	**-2%**
	-	0	0	0	
320 PERMITS FEES & SPECIAL ASM Total	**199,850**	**160,000**	**157,000**	**(3,000)**	**-2%**
330 INTERGOVERNMENTAL REVENUE					
331 FEDERAL GRANTS					
331100 ELECTION GRANTS	67,904	0	0	0	
331224 SHERIFF-FEDERAL GRANTS	-	0	0	0	
331510 DISASTER RELIEF (FEMA)	493,574	500,000	0	(500,000)	-100%
331721 ERATE TELECOM DISCNT PROG	-	0	0	0	
331 FEDERAL GRANTS Total	**561,478**	**500,000**	**0**	**(500,000)**	**-100%**
334 STATE GRANTS					
334221 SHERIFF-STATE GRANTS	-	0	0	0	
334690 OTHER HUMAN SERVICES GRANTS	-	0	0	0	
334691 HRS/CDD CONTRACT	4,326	0	0	0	
334710 AID TO LIBRARIES	159,943	150,000	165,000	15,000	10%

GENERAL FUND SUMMARY OF SOURCES

ACCOUNT MAJOR - MINOR - OBJECT	FY17 ACTUALS	FY18 ADOPTED BUDGET	FY19 PROPOSED BUDGET	VARIANCE	%
334 STATE GRANTS Total	**164,269**	**150,000**	**165,000**	**15,000**	**10%**
335 STATE SHARED REVENUES					
335120 STATE REVENUE SHARING	9,957,329	10,140,000	10,445,000	305,000	3%
335130 INSURANCE AGENTS LICENSE	109,437	135,000	120,000	(15,000)	-11%
335140 MOBILE HOME LICENSES	32,918	33,000	33,000	0	0%
335150 ALCOHOLIC BEVERAGE	126,735	140,000	140,000	0	0%
335160 PARI-MUTUAL DISTRIBUTION	446,500	446,500	446,500	0	0%
335180 HALF-CENT STATE SALES TAX	24,866,111	25,885,960	26,665,000	779,040	3%
335 STATE SHARED REVENUES Total	**35,539,030**	**36,780,460**	**37,849,500**	**1,069,040**	**3%**
337 GRANTS FROM OTHER LOCAL UN					
337300 NPDES CITIES	-	23,070	27,000	3,930	17%
337900 LOCAL GRANTS & AIDS -LONG RG P	88,000	47,000	47,000	0	0%
337 GRANTS FROM OTHER LOCAL UN Total	**88,000**	**70,070**	**74,000**	**3,930**	**6%**
330 INTERGOVERNMENTAL REVENUE Total	**36,352,777**	**37,500,530**	**38,088,500**	**587,970**	**2%**
340 CHARGES FOR SERVICES					
341 GENERAL GOVT NOT COURT REL					
341200 ZONING FEES	469,214	400,000	400,000	0	0%
341320 SCHOOL ADMIN FEE	183,357	150,000	150,000	0	0%
341359 ADMIN FEE - MSBU FUNDS	17,220	11,300	11,300	0	0%
341520 SHERIFFS FEES	440,817	530,000	469,000	(61,000)	-12%
341910 ADDRESSING FEES	23,235	15,000	20,000	5,000	33%
341 GENERAL GOVT NOT COURT REL Total	**1,133,843**	**1,106,300**	**1,050,300**	**(56,000)**	**-5%**
342 PUBLIC SAFETY					
342100 REIMBURSEMENT - SHERIFF	3,097,063	3,202,000	3,547,356	345,356	11%
342320 HOUSING OF PRISONERS	2,898,288	2,616,000	2,649,000	33,000	1%
342330 INMATE FEES	330,793	232,000	317,000	85,000	37%
342390 HOUSING OF PRISONER-OTHER	36,752	45,000	35,000	(10,000)	-22%
342430 EMERGENCY MGMT	3,043	5,000	4,000	(1,000)	-20%
342516 AFTER HOURS INSPECTIONS	1,200	0	0	0	
342530 SHERIFF - IRON BRIDGE	219,200	223,584	227,200	3,616	2%
342560 ENGINEERING	700,483	350,000	500,000	150,000	43%
342910 INMPOUND/IMMOBILIZATION	17,375	15,000	10,000	(5,000)	-33%
342920 SUPERVISOR - PAY	28,100	25,000	25,000	0	0%
342 PUBLIC SAFETY Total	**7,332,296**	**6,713,584**	**7,314,556**	**600,972**	**9%**
343 PHYSICAL ENVIRONMENT					
343900 OTHER PHYSICAL ENV FEES	-	0	0	0	
343901 TOWER COMM FEES	110,149	136,000	120,000	(16,000)	-12%
343902 FIBER WAN FEES	9,506	20,000	20,000	0	0%
343903 REBAND 800 MHZ					
343904 SVC CHGS-OTH PHYSICAL ENVIRON	17,708	53,000	53,000	0	0%
343 PHYSICAL ENVIRONMENT Total	**137,363**	**209,000**	**193,000**	**(16,000)**	**-8%**

GENERAL FUND SUMMARY OF SOURCES

ACCOUNT MAJOR - MINOR - OBJECT	FY17 ACTUALS	FY18 ADOPTED BUDGET	FY19 PROPOSED BUDGET	VARIANCE	%
346 HUMAN SERVICES					
346400 ANIMAL CONTROL	188,627	210,000	210,000	0	0%
346 HUMAN SERVICES Total	**188,627**	**210,000**	**210,000**	**0**	**0%**
347 CULTURE - RECREATION					
347200 PARKS AND REC	1,682,204	2,465,031	2,152,700	(312,331)	-13%
347201 PASSIVE PARKS AND TRAILS	30,773	30,000	30,000	0	0%
347301 MUSEUM FEES	1,426	2,000	2,000	0	0%
347 CULTURE - RECREATION Total	**1,714,403**	**2,497,031**	**2,184,700**	**(312,331)**	**-13%**
348 COURT RELATED REVENUES					
348880 SUPERVISION - PROBATION	509,624	500,000	525,000	25,000	5%
348921 COURT INNOVATIONS	99,393	108,750	100,000	(8,750)	-8%
348922 LEGAL AID	99,393	108,750	100,000	(8,750)	-8%
348923 LAW LIBRARY	99,393	108,750	100,000	(8,750)	-8%
348924 JUVENILE ALTERNATIVE PROGRAMS	99,393	108,750	100,000	(8,750)	-8%
348930 STATE COURT FACILITY SURCHARGE	1,407,326	1,300,000	1,350,000	50,000	4%
348993 CRIME PREVENTION	43,767	52,000	46,000	(6,000)	-12%
348 COURT RELATED REVENUES Total	**2,358,287**	**2,287,000**	**2,321,000**	**34,000**	**1%**
349 OTH CHARGES FOR SERV-NOT C					
349100 SERVICE CHARGE-AGENCIES	109,327	75,000	75,000	0	0%
349200 CONCURRENCY REVIEW	20,220	20,000	20,000	0	0%
349 OTH CHARGES FOR SERV-NOT C Total	**129,547**	**95,000**	**95,000**	**0**	**0%**
340 CHARGES FOR SERVICES Total	**12,994,367**	**13,117,915**	**13,368,556**	**250,641**	**2%**
350 JUDGEMENTS FINES & FORFEIT					
351 COURT ORDERED JUDGEMENT FI					
351500 TRAFFIC CT PARKING FINES	2,310	10,000	2,500	(7,500)	-75%
351700 INTERGOVT RADIO PROGRAM	401,492	450,000	450,000	0	0%
351 COURT ORDERED JUDGEMENT FI Total	**403,802**	**460,000**	**452,500**	**(7,500)**	**-2%**
352 FINES-LIBRARIES					
352100 LIBRARY	162,295	139,000	139,000	0	0%
352 FINES-LIBRARIES Total	**162,295**	**139,000**	**139,000**	**0**	**0%**
354 FINES - LOCAL ORD VIOLATIO					
354200 CODE ENFORCEMENT	55,767	150,000	150,000	0	0%
354 FINES - LOCAL ORD VIOLATIO Total	**55,767**	**150,000**	**150,000**	**0**	**0%**
359 OTHER JUDGEMENTS FINES FOR					
359901 ADULT DIVERSION	267,361	260,000	260,000	0	0%
359902 COMMUNITY SVC INSURANCE	6,995	11,000	4,000	(7,000)	-64%
359 OTHER JUDGEMENTS FINES FOR Total	**274,357**	**271,000**	**264,000**	**(7,000)**	**-3%**

GENERAL FUND SUMMARY OF SOURCES

ACCOUNT MAJOR - MINOR - OBJECT	FY17 ACTUALS	FY18 ADOPTED BUDGET	FY19 PROPOSED BUDGET	VARIANCE	%
350 JUDGEMENTS FINES & FORFEIT Total	**896,220**	**1,020,000**	**1,005,500**	**(14,500)**	**-1%**
360 MISCELLANEOUS REVENUES					
361 INTEREST & OTHER EARNINGS					
361100 INTEREST ON INVESTMENTS	519,500	1,200,000	1,500,000	300,000	25%
361132 INTEREST-TAX COLLECTOR	13,021	0	0	0	
361133 INTEREST-SHERIFF	6,295	1,000	35,644	34,644	3464%
361 INTEREST & OTHER EARNINGS Total	**538,816**	**1,201,000**	**1,535,644**	**334,644**	**28%**
362 RENTS & ROYALTIES					
362100 RENTS AND ROYALTIES	42,525	52,000	52,000	0	0%
362 RENTS & ROYALTIES Total	**42,525**	**52,000**	**52,000**	**0**	**0%**
364 DISPOSITION OF FIXED ASSET					
364100 FIXED ASSET SALE PROCEEDS	63,326	50,000	50,000	0	0%
364 DISPOSITION OF FIXED ASSET Total	**63,326**	**50,000**	**50,000**	**0**	**0%**
366 CONTRIBUTIONS & DONATIONS					
366100 CONTRIBUTIONS & DONATIONS	12,100	0	0	0	
366101 CONTRIBUTIONS PORT AUTHORITY	500,000	700,000	700,000	0	0%
366175 SEMINOLE COUNTY HEROES MEMORIA	100	0	0	0	
366 CONTRIBUTIONS & DONATIONS Total	**512,200**	**700,000**	**700,000**	**0**	**0%**
367 LICENSES					
367150 PAIN MANAGEMENT-GRWTH MGMT LO	1,200	0	0	0	
367 LICENSES Total	**1,200**	**0**	**0**	**0**	
369 OTHER MISCELLANEOUS REVENU					
369100 TAX DEED SURPLUS	2,204	0	0	0	
369310 INSURANCE PROCEEDS	22,194	0	0	0	
369400 REIMBURSEMENTS	25,942	0	0	0	
369900 MISCELLANEOUS-OTHER	322,779	170,000	170,000	0	0%
369910 COPYING FEES	65,390	52,500	52,500	0	0%
369911 MAPS AND PUBLICATIONS	-	200	200	0	0%
369912 MISCELLANEOUS - SHERIFF	650,983	636,000	720,000	84,000	13%
369920 MISCELLANEOUS-ELECTION	16	4,000	4,000	0	0%
369925 CREDIT CARD FEES	15,809	16,000	16,000	0	0%
369930 REIMBURSEMENTS	109,375	100,000	100,000	0	0%
369940 REIMBURSEMENTS - RADIOS	151,758	115,000	115,000	0	0%
369 OTHER MISCELLANEOUS REVENU Total	**1,366,451**	**1,093,700**	**1,177,700**	**84,000**	**8%**
360 MISCELLANEOUS REVENUES Total	**2,524,518**	**3,096,700**	**3,515,344**	**418,644**	**14%**
380 OTHER SOURCES					
381 INTERFUND TRANSFERS IN					
381100 INTERFUND TRANSFER	38,350	193,117	0	(193,117)	-100%
381 INTERFUND TRANSFERS IN Total	**38,350**	**193,117**	**0**	**(193,117)**	**-100%**

GENERAL FUND SUMMARY OF SOURCES

ACCOUNT MAJOR - MINOR - OBJECT	FY17 ACTUALS	FY18 ADOPTED BUDGET	FY19 PROPOSED BUDGET	VARIANCE	%
386 TRANSFERS FROM CONSITITUTI					
386200 EXCESS FEES-CLERK	325,879	0	0	0	
386300 EXCESS FEES-SHERIFF	165,964	0	0	0	
386400 EXCESS FEES-TAX COLLECTOR	2,910,151	1,850,000	0	(1,850,000)	-100%
386500 EXCESS FEES-PROPERTY APPRAISER	82,839	0	20,000	20,000	
386700 EXCESS FEES SUPERVISOR OF ELECTIONS	214,936	220,000	220,000	0	0%
386 TRANSFERS FROM CONSITITUTI Total	**3,699,770**	**2,070,000**	**240,000**	**(1,830,000)**	**-88%**
388 PROCEEDS OF CAPITAL ASSET					
388110 SALE OF CAPITAL ASSETS	-	0	0	0	
388 PROCEEDS OF CAPITAL ASSET Total	**-**	**0**	**0**	**0**	
380 OTHER SOURCES Total	**3,738,119**	**2,263,117**	**240,000**	**(2,023,117)**	**-89%**
399 FUND BALANCE					
399 FUND BALANCE	**-**	**0**	**0**	**0**	
399999 BEGINNING FUND BALANCE	-	51,817,870	58,046,273	6,228,403	12%
399 FUND BALANCE Total	**-**	**51,817,870**	**58,046,273**	**6,228,403**	**12%**
399 FUND BALANCE Total	**-**	**51,817,870**	**58,046,273**	**6,228,403**	**12%**
Grand Total	**204,460,688**	**265,794,058**	**282,764,039**	**16,969,981**	**6%**

GENERAL FUND SUMMARY OF USES
BY FUNCTION / PROGRAM

EXCLUDES INTERNAL SERVICE CHARGES AND CONTRAS	FY17 ACTUALS	FY18 ADOPTED BUDGET	FY19 PROPOSED BUDGET	VARIANCE	%
51 GENERAL GOVERNMENT					
01 BOARD OF COUNTY COMMISSIONE	1,041,291	1,117,292	1,155,464	38,172	3%
01 COUNTY ATTORNEY	1,351,221	1,737,919	1,548,339	(189,581)	-11%
01 COUNTY MANAGER	1,052,020	1,116,049	1,157,901	41,852	4%
01 E-911	191,623	195,764	206,230	10,466	5%
01 ECONOMIC DEV & COMMUNITY RE	565,125	559,169	585,552	26,383	5%
01 HUMAN RESOURCES	842,824	840,510	892,614	52,103	6%
01 OFFICE OF ORGANIZATIONAL EX	133,744	245,541	149,238	(96,302)	-39%
02 CLERK OF THE COURT	2,748,837	2,634,250	3,000,151	365,901	14%
02 PROPERTY APPRAISER	4,932,730	5,058,274	5,071,389	13,115	0%
02 SUPERVISOR OF ELECTIONS	3,937,137	2,515,558	2,821,189	305,631	12%
02 TAX COLLECTOR	6,743,456	7,125,000	7,661,935	536,935	8%
07 CAPITAL PROJECTS DELIVERY	-	0	0	0	
07 FACILITIES	8,938,668	8,775,649	9,140,573	364,924	4%
07 FLEET MANAGEMENT	6,699,184	8,118,232	7,823,852	(294,380)	-4%
07 MOSQUITO CONTROL	5,838	0	0	0	
11 BUILDING	29,896	50,000	55,000	5,000	10%
11 DEV SVCS BUSINESS OFFICE	435,316	450,956	454,563	3,606	1%
11 PLANNING AND DEVELOPMENT	1,361,163	1,476,833	1,504,490	27,657	2%
14 ENTERPRISE SOFTWARE DEVELOP	2,012,829	2,206,655	2,495,086	288,431	13%
14 GEOGRAPHIC INFORMATION SYST	476,101	496,442	513,891	17,449	4%
14 IS BUSINESS OFFICE	372,008	373,416	395,728	22,313	6%
14 NETWORK INFRASTRUCTURE SUPP	603,899	702,083	720,540	18,457	3%
14 NETWORK SUPPORT & MAINT	-	0	0	0	
14 TELEPHONE SUPPORT & MAINT	1,325,627	1,448,291	1,502,889	54,597	4%
14 WORKSTATION SUPPORT & MAINT	1,257,309	1,471,354	1,417,464	(53,890)	-4%
18 CENTRAL CHARGES	1,025,247	1,223,789	1,408,158	184,369	15%
18 MAIL SERVICES	298,847	451,687	430,463	(21,224)	-5%
18 OFFICE OF MANAGEMENT & BUDG	647,927	891,403	1,008,034	116,631	13%
18 PRINTING SERVICES	89,919	139,432	174,803	35,371	25%
18 PURCHASING AND CONTRACTS	1,053,401	1,114,540	1,175,588	61,048	5%
18 RESOURCE MGT - BUSINESS OFF	426,858	447,553	388,458	(59,094)	-13%
51 GENERAL GOVERNMENT Total	**50,600,045**	**52,983,642**	**54,859,582**	**1,875,940**	**4%**
52 PUBLIC SAFETY					
01 ANIMAL SERVICES	1,884,340	2,151,654	2,159,167	7,513	0%
01 EMERGENCY MANAGEMENT	711,478	393,033	424,057	31,024	8%
01 TELECOMMUNICATIONS	2,481,373	2,687,326	2,938,539	251,213	9%
02 SHERIFF'S OFFICE	117,127,841	122,596,000	128,902,683	6,306,683	5%
05 EMERGENCY COMMUNICATIONS	2,261,834	2,344,929	2,595,725	250,796	11%
05 EMS PERFORMANCE MANAGEMENT	252,851	362,619	286,183	(76,436)	-21%
05 EMS/FIRE/RESCUE	-	0	0	0	
05 FIRE BUSINESS OFFICE	85,043	0	0	0	
06 COUNTY ASSISTANCE PROGRAMS	873,505	1,001,000	1,300,000	299,000	30%
18 RESOURCE MGT - BUSINESS OFF	4,590	0	0	0	
52 PUBLIC SAFETY Total	**125,682,855**	**131,536,560**	**138,606,354**	**7,069,793**	**5%**

GENERAL FUND SUMMARY OF USES BY FUNCTION / PROGRAM

EXCLUDES INTERNAL SERVICE CHARGES AND CONTRAS	FY17 ACTUALS	FY18 ADOPTED BUDGET	FY19 PROPOSED BUDGET	VARIANCE	%
53 PHYSICAL ENVIRONMENT					
07 MOSQUITO CONTROL	430,698	703,518	740,387	36,869	5%
07 WATER QUALITY	1,033,726	1,134,975	1,111,499	(23,476)	-2%
53 PHYSICAL ENVIRONMENT Total	**1,464,424**	**1,838,494**	**1,851,887**	**13,393**	**1%**
54 TRANSPORTATION					
07 CAPITAL PROJECTS DELIVERY	-	0	0	0	
54 TRANSPORTATION Total	**-**	**0**	**0**	**0**	
55 ECONOMIC ENVIRONMENT					
01 ECONOMIC DEV & COMMUNITY RE	29,910	31,965	80,000	48,035	150%
07 DEVELOPMENT REVIEW ENGINEER	587,966	718,157	765,351	47,194	7%
18 CENTRAL CHARGES	2,009,357	2,267,673	1,576,145	(691,528)	-30%
55 ECONOMIC ENVIRONMENT Total	**2,627,233**	**3,017,795**	**2,421,496**	**(596,299)**	**-20%**
56 HUMAN SERVICES					
06 COUNTY ASSISTANCE PROGRAMS	9,062,398	9,487,051	10,243,583	756,532	8%
07 FACILITIES	-	0	0	0	
56 HUMAN SERVICES Total	**9,062,398**	**9,487,051**	**10,243,583**	**756,532**	**8%**
57 CULTURE/RECREATION					
04 EXTENSION SERVICE	302,193	377,941	375,931	(2,010)	-1%
04 GREENWAYS & TRAILS	3,135,660	3,352,577	3,592,637	240,060	7%
04 LEISURE BUSINESS OFFICE	695,262	733,580	755,473	21,894	3%
04 LIBRARY SERVICES	5,275,714	5,720,871	5,652,183	(68,688)	-1%
04 NATURAL LANDS	199,511	211,485	226,292	14,807	7%
04 PASSIVE PARKS	-	0	0	0	
04 RECREATIONAL ACTIVITIES & P	4,223,720	4,795,350	5,361,779	566,429	12%
57 CULTURE/RECREATION Total	**13,832,059**	**15,191,804**	**15,964,295**	**772,492**	**5%**
58 TRANSFERS					
99-REVENUES-RESERVES-TRANSFERS	14,939,006	16,089,918	18,167,271	2,077,353	13%
58 TRANSFERS Total	**14,939,006**	**16,089,918**	**18,167,271**	**2,077,353**	**13%**
59 RESERVES					
99-REVENUES-RESERVES-TRANSFERS	-	51,866,549	58,111,552	6,245,003	12%
59 RESERVES Total	**-**	**51,866,549**	**58,111,552**	**6,245,003**	**12%**
60 COURT ADMINISTRATION					
03 GUARDIAN AD LITEM	86,431	97,526	100,583	3,057	3%
03 JUDICIAL	239,433	246,396	573,402	327,006	133%
03 LAW LIBRARY	108,750	108,750	99,443	(9,307)	-9%
03 LEGAL AID	340,808	345,921	351,110	5,189	2%
18 RECIPIENT AGENCY GRANTS	4,376	0	0	0	
60 COURT ADMINISTRATION Total	**779,798**	**798,593**	**1,124,538**	**325,945**	**41%**

GENERAL FUND SUMMARY OF USES BY FUNCTION / PROGRAM

EXCLUDES INTERNAL SERVICE CHARGES AND CONTRAS	FY17 ACTUALS	FY18 ADOPTED BUDGET	FY19 PROPOSED BUDGET	VARIANCE	%
Grand Total	**218,987,818**	**282,810,405**	**301,350,558**	**18,540,153**	**7%**

General Fund
Funding Per Capita
BCC Operations and Constitutional Officers

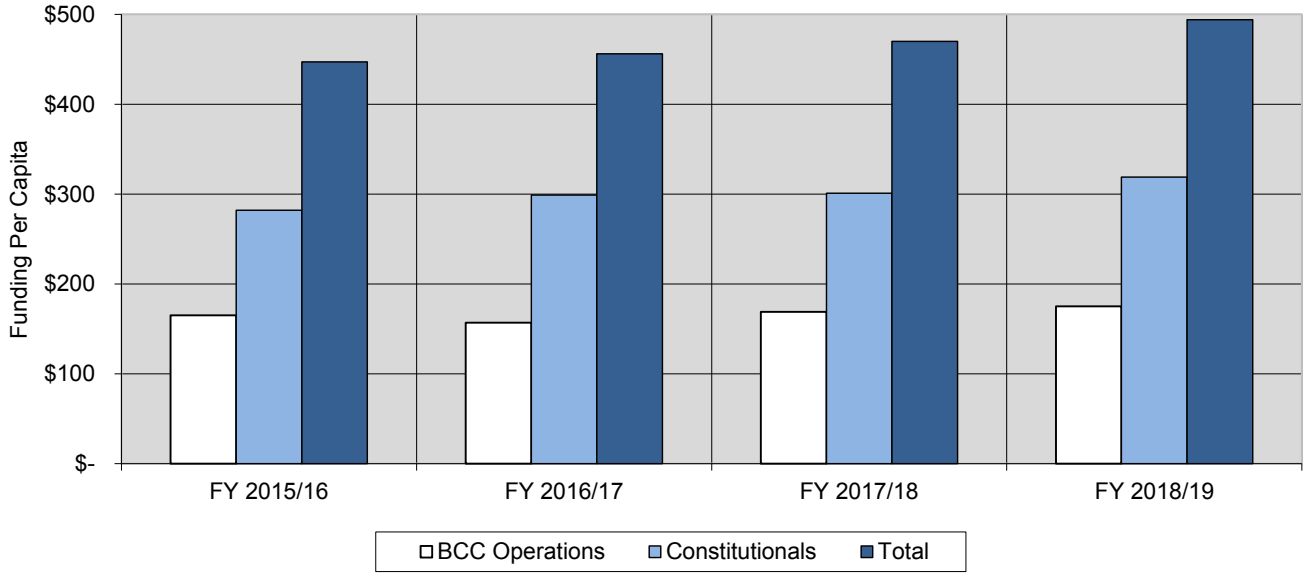

	FY 2015/16		FY 2016/17		FY 2017/18		FY 2018/19	
	Actuals	Funding Per Capita	Actuals	Funding Per Capita	Adopted	Funding Per Capita	*Requested	Funding Per Capita
BCC Operations	$ 73,143,497	$ 165	$ 70,376,936	$ 157	$ 76,997,427	$ 169	$ 79,770,545	$ 175
Constitutionals	124,869,921	282	134,065,499	299	136,930,082	301	144,881,942	319
Total	**$ 198,013,418**	**$ 447**	**$ 204,442,435**	**$ 456**	**213,927,509**	**$ 470**	**224,652,487**	**$ 494**
Reserves**					51,866,549		58,111,552	
					$ 265,794,058		$ 282,764,039	
	Actuals		**Actuals**		**Adopted**		***Requested**	
Population	442,903		449,124		454,757		454,757	

*Population estimates for FY 2018/19 are not yet provided.
**Reserves are budgeted only. They do not have any actual expenditures.

General Fund is Fund 00100 only.


SM
SEMINOLE COUNTY
FLORIDA'S NATURAL CHOICE

PERSONNEL SERVICES OVERVIEW

OVERVIEW

The FY 2018/19 proposed budget for Personnel Services is $5.7M more than the prior year's budget primarily due to a 2% salary increase for all Division Managers and above and a 3% increase for all other employees ($2.4M). In addition, health insurance claims are projected to go up by 14% next year resulting in additional ($3.1M) charged to all personnel service funds.

DESCRIPTION	FY17 ACTUALS	FY18 ADOPTED BUDGET	FY19 PROPOSED BUDGET	VARIANCE	%
510 PERSONNEL SERVICES					
510110 EXECUTIVE SALARIES*	401,597	409,603	422,638	13,036	3%
510120 REGULAR SALARIES	65,897,026	74,794,814	76,702,697	1,907,884	3%
510125 PART-TIME PERSONNEL	909,250	-	-	-	
510130 OTHER PERSONAL SERVICES	21,459	-	-	-	
510140 OVERTIME	6,744,265	5,624,429	5,991,323	366,894	7%
510150 SPECIAL PAY	115,684	130,160	114,900	(15,260)	-12%
510190 HOLIDAY PAY	-	1,125,277	1,114,560	(10,717)	-1%
510210 SOCIAL SECURITY MATCHING	5,434,134	6,033,852	6,155,543	121,691	2%
510220 RETIREMENT CONTRIBUTIONS	10,122,378	10,644,585	11,222,531	577,946	5%
510230 HEALTH AND LIFE INSURANCE	15,288,244	17,218,150	19,642,834	2,424,684	14%
510240 WORKERS COMPENSATION	2,205,116	3,022,268	2,828,450	(193,818)	-6%
510250 UNEMPLOYMENT COMPENSATION	19,124	-	-	-	
511000 CONTRA PERSONAL SERVICES	(1,094,941)	(1,265,000)	(775,000)	490,000	-39%
Grand Total	**106,063,336**	**117,738,137**	**123,420,477**	**5,682,340**	**5%**

DEPARTMENT	FY18 ADOPTED FTE COUNT	FY19 PROPOSED FTE COUNT	VARIANCE
01 ADMINISTRATION DEPT	111.70	112.50	0.80
03 COURT SUPPORT DEPT	7.00	7.00	0.00
04 LEISURE SERVICES DEPT	159.12	159.50	0.38
05 FIRE DEPT	476.50	479.50	3.00
06 COMMUNITY SERVICES DEPT	37.00	38.00	1.00
07 PUBLIC WORKS DEPT	279.30	271.30	(8.00)
08 ES UTILITIES	138.90	140.90	2.00
09 ES SOLID WASTE DEPT	74.10	75.10	1.00
11 DEVELOPMENT SERVICES DEPT	64.80	74.00	9.20
14 INFORMATION SERVICES DEPT	31.00	31.00	0.00
18 RESOURCE MANAGEMENT DEPT	40.25	42.50	2.25
Grand Total	**1,419.67**	**1,431.30**	**11.63**

*The Seminole County Board of Commissioners are eligible for a salary increase up to the Consumer Price Index (CPI) Urban Wage Earners and Clerical Workers Index, pursuant to the Seminole County Home Rule Charter. Any increases in salaries shall not exceed the percentage change in the CPI Index during the proceeding calendar year ending in December 31. The CPI percentage for the previous year is calculated at 2.18% which equates to an adjustment in salaries of up to $1,787.44.

COUNTYWIDE POSITION SUMMARY

BCC DEPARTMENTS	FY15 ADOPTED FTE COUNT	FY16 ADOPTED FTE COUNT	FY17 ADOPTED FTE COUNT	FY18 ADOPTED FTE COUNT	FY19 PROPOSED FTE COUNT
01 ADMINISTRATION DEPT	50.85	53.95	107.20	111.70	112.50
03 COURT SUPPORT DEPT	7.00	7.00	7.00	7.00	7.00
04 LEISURE SERVICES DEPT	135.12	147.12	156.12	159.12	159.50
05 FIRE DEPT	498.42	540.22	464.64	476.50	479.50
06 COMMUNITY SERVICES DEPT	39.00	42.00	34.00	37.00	38.00
07 PUBLIC WORKS DEPT	234.25	229.05	232.50	279.30	271.30
08 ES UTILITIES	128.80	130.90	132.90	138.90	140.90
09 ES SOLID WASTE DEPT	72.20	72.10	74.10	74.10	75.10
11 DEVELOPMENT SERVICES DEPT	50.15	65.80	67.80	64.80	74.00
14 INFORMATION SERVICES DEPT	32.00	32.00	32.00	31.00	31.00
18 RESOURCE MANAGEMENT DEPT	40.00	36.00	40.25	40.25	42.50
TOTAL BCC	**1,287.79**	**1,356.14**	**1,348.51**	**1,419.67**	**1,431.30**

CONSTITUTIONAL OFFICERS	FY15 ADOPTED FTE COUNT	FY16 ADOPTED FTE COUNT	FY17 ADOPTED FTE COUNT	FY18 ADOPTED FTE COUNT	FY19 PROPOSED FTE COUNT
CLERK OF COURT	24.00	24.00	24.00	30.70	31.94
PROPERTY APPRAISER	53.00	53.00	53.00	51.00	51.00
SHERIFF	1,247.00	1,247.00	1,296.00	1,302.00	1,302.00
SUPERVISOR OF ELECTIONS	16.00	16.00	16.00	16.00	16.00
TAX COLLECTOR	79.50	79.50	79.50	119.00	119.00
TOTAL CONSTITUTIONAL OFFICERS	**1,419.50**	**1,419.50**	**1,468.50**	**1,518.70**	**1,519.94**

GRAND TOTAL	**2,707.29**	**2,775.64**	**2,817.01**	**2,938.37**	**2,951.24**

FY 2018/19 FTE COMPARISON BY FUND

DEPARTMENT/PROGRAM	FY18 ADOPTED FTE COUNT	FY19 PROPOSED FTE COUNT	VARIANCE
00100 GENERAL FUND	501.67	504.15	2.48
00110 ADULT DRUG COURT GRANT FUND	0.75	1.70	0.95
10101 TRANSPORTATION TRUST FUND	174.00	175.00	1.00
10400 BUILDING PROGRAM	43.50	52.60	9.10
11000 TOURISM PARKS 1,2,3 CENT FUND	1.00	1.00	-
11001 TOURISM SPORTS 4 & 6 CENT FUND	6.30	6.50	0.20
11200 FIRE PROTECTION FUND	404.00	408.00	4.00
11207 FIRE PROTECT FUND-CASSELBERRY	38.50	38.50	-
11400 COURT SUPP TECH FEE (ARTV)	4.00	4.00	-
11905 COMMUNITY SVC BLOCK GRANT	1.00	1.00	-
11908 DISASTER PREPAREDNESS	1.50	1.50	-
11909 MOSQUITO CONTROL GRANT	8.00	-	(8.00)
11920 NEIGHBOR STABIL PROGRAM GRANT	0.50	0.50	-
11926 CITY OF SANFORD CDBG	1.00	1.00	-
11930 RESOURCE MANAGEMENT GRANTS	0.50	0.80	0.30
12015 SHIP AFFORDABLE HOUSING 14/15	-		-
12017 SHIP AFFORDABLE HOUSING 16/17	0.50	0.50	-
12500 EMERGENCY 911 FUND	4.50	4.50	-
13100 ECONOMIC DEVELOPMENT	2.40	2.50	0.10
13300 17/92 REDEVELOPMENT TI FUND	1.50	-	(1.50)
16000 MSBU PROGRAM	4.00	4.00	-
30700 SPORTS COMPLEX/SOLDIERS CREEK	-		-
32100 NATURAL LANDS/TRAILS	0.50	0.50	-
40100 WATER AND SEWER FUND	138.90	140.90	2.00
40201 SOLID WASTE FUND	74.10	75.10	1.00
50100 PROPERTY/CASUALTY INSURANCE FU	2.00	2.00	-
50200 WORKERS COMPENSATION FUND	2.00	2.00	-
50300 HEALTH INSURANCE FUND	3.05	3.05	-
Grand Total	**1,419.67**	**1,431.30**	**11.63**

VARIANCE NOTES:

In FY 2017/18, added 9 new building positions (9FTE), 2 grant positions (2FTE), changed FTE count for one position working in grants from 0.75 to 1.

In FY 2018/19, propose to add 11 new positions (11FTE), eliminated 11 positions (11FTE) and change FTE count for one position in Leisure Services from 0.62 to 1 (0.38 FTE)

POSITION CHANGE SUMMARY

POSITION REQUEST	FUND NAME	FTE CHANGE	BUDGET CHANGE
NEW POSITIONS			
ANIMAL SVCS CUSTOMER SVCS REP (OPERATING OFFSET)	00100 GENERAL FUND	1.00	-
ANIMAL SVCS VETERINARIAN	00100 GENERAL FUND	1.00	103,871
ENV SVS SOLID WASTE CUSTOMER SVCS REP	40201 SOLID WASTE FUND	1.00	36,866
ENV SVS WATER & SEWER POSITIONS	40100 WATER AND SEWER FUND	2.00	80,313
FIREFIGHTERS FOR NEW RURAL WATER SUPPLY VEHICLE	11200 FIRE PROTECTION FUND	3.00	152,513
MUSEUM COORDINATOR - PART TO FULL TIME	00100 GENERAL FUND	0.38	21,069
NEW HOUSING LOCATOR (OPERATING OFFSET)	00100 GENERAL FUND	1.00	-
NEW MOSQUITO TECH	11909 MOSQUITO CONTROL GRANT	1.00	36,866
NEW TOURISM FUNDED INTERNS	11001 TOURISM SPORTS 4 & 6 CENT FUND	0.00	11,076
TRAFFIC - NEW ATMS POSITION	10101 TRANSPORTATION TRUST FUND	1.00	52,008
RECLASSES			
ENVIRONMENTAL SVCS RECLASS	40100 WATER AND SEWER FUND	0.00	7,629
MOSQUITO TECH - REMOVE SEASONAL DISTINCTION	00100 GENERAL FUND	0.00	-
VETERANS SERVICES RECLASS	00100 GENERAL FUND	0.00	8,197
NON BOCC POSITION			
NEW STATE ATTY SPLIT FUNDED CIO POSITION (NON BOCC POSITION)	11400 ARTICLE V FUND	0.00	35,000
POSITION ELIMINATION			
CRA FUNDS NOT AVAILABLE FOR POSITIONS	13300 17/92 REDEVELOPMENT FUND	(1.00)	(71,373)
ZIKA FUNDING NOT AVAILABLE FOR POSITIONS	00100 GENERAL FUND	(2.00)	(73,732)
ZIKA FUNDING NOT AVAILABLE FOR POSITIONS	11909 MOSQUITO CONTROL GRANT	(8.00)	(294,927)
FUND CHANGES			
FIRE - EMS POSITION TRANSFER	00100 GENERAL FUND	(1.00)	(82,220)
FIRE - EMS POSITION TRANSFER	11200 FIRE PROTECTION FUND	1.00	82,220
Grand Total		**0.38**	**105,377**

FY2018/19 POSITION CHANGE DETAIL BY FUND / PROGRAM

REQUEST	POSITION TITLE FROM	PAY BAND FROM	PAY BAND TO	POSITION TITLE TO	FUND NAME	FTE CHANGE	COST WITH BENEFITS
ANIMAL SVCS REQUESTS						**2.00**	**103,871**
AS-01	.	NEW	C1	CUSTOMER SERVICE SPECIALIST	00100 GENERAL FUNE	1.00	43,796
AS-01	.	NEW	C1	OPERATING OFFSET	00100 GENERAL FUNE	-	(43,796)
AS-02	.	NEW	F1	VETERINARIAN	00100 GENERAL FUNE	1.00	103,871
CS VETERANS SERVICES RECLASS						**-**	**8,197**
CS-03	VETERAN SERVICE OFFICER	D2	D4	VETERANS SERVICES MANAGER	00100 GENERAL FUNE	-	8,197
ELIMINATED VACANT POSITIONS						**(11.00)**	**(440,032)**
AD-04	PROGRAM MANAGER II	E2	NONE	NONE	13300 17/92 REDEVEL	(1.00)	(71,373)
PW-14	MOSQUITO CONTROL TECHNICIAI	B1	NONE	NONE	11909 - MOSQUITO C(	(8.00)	(294,927)
PW-15	MOSQUITO CONTROL TECHNICIAI	B1	NONE	NONE	00100 GENERAL FUNE	(2.00)	(73,732)
ENVIRONMENTAL SVCS RECLASSES						**-**	**7,629**
WS-03	PLANT MAINTENANCE ELECTRICIA	D2	D3	LEAD PLANT MAINT ELECTRICIAN	40100 WATER AND SE	-	5,649
WS-04	INSTRUMENTATION & CONTROL T	D1	D2	LEAD INSTRUMENTATION CONTR(	40100 WATER AND SE	-	1,980
ES NEW SOLID WASTE CUSTOMER SVCS REP						**1.00**	**36,866**
SW-01	.	NEW	A3	CUSTOMER SERVICE REP	40201 SOLID WASTE F	1.00	36,866
ES NEW WATER SEWER MECHANICS						**2.00**	**80,313**
WS-01	.	NEW	B2	DISTRIBUTION MECHANIC I	40100 WATER AND SE	1.00	40,156
WS-02	.	NEW	B2	DISTRIBUTION MECHANIC I	40100 WATER AND SE	1.00	40,156
FIRE - EMS POSITION TRANSFER (GF TO FIRE FUND)						**-**	**-**
FD-04	EMS PROGRAM COORDINATOR	C3	C3	EMS PROGRAM COORDINATOR	00100 GENERAL FUNE	(1.00)	(82,220)
FD-04	EMS PROGRAM COORDINATOR	C3	C3	EMS PROGRAM COORDINATOR	11200 FIRE PROTECTI(	1.00	82,220
FIREFIGHTERS FOR NEW RURAL WATER SUPPLY VEHICLE						**3.00**	**152,513**
FD-01	.	NEW	250	FIREFIGHTER	11200 FIRE PROTECTI(	1.00	50,838
FD-02	.	NEW	250	FIREFIGHTER	11200 FIRE PROTECTI(	1.00	50,838
FD-03	.	NEW	250	FIREFIGHTER	11200 FIRE PROTECTI(	1.00	50,838
HOMELESS SERVICES						**1.00**	**-**
CS-02	.	NEW	D2	HOUSING LOCATOR	00100 GENERAL FUNE	1.00	56,697
CS-02	.	NEW	D2	OPERATING OFFSET	00100 GENERAL FUND		(56,697)
MUSEUM COORDINATOR - PT TO FT						**0.38**	**21,069**
LS-04	MUSEUM VOL/OUT COORDINATC	D1	D1	MUSEUM VOL/OUT COORDINATO	00100 GENERAL FUNE	0.38	21,069
NEW INTERNS						**-**	**11,076**
ED-03	.	NEW	A1	TOURISM INTERNS (3X12 WEEKS)	11001 PROFESS SPORT	-	11,076
PW MOSQUITO TECH - REMOVE SEASONAL DISTINCTION						**-**	**-**
PW-12	MOSQUITO FOGGING TECH SEASC	A1	A1	MOSQUITO FOGGING TECH PART-	00100 GENERAL FUNE	-	-
PW NEW MOSQUITO TECH						**1.00**	**36,866**
PW-01	.	NEW	B1	MOSQUITO CONTROL TECHNICIAI	11909 MOSQUITO CO	1.00	36,866
PW TRAFFIC - NEW ATMS POSITION						**1.00**	**52,008**
PW-03	.	NEW	D1	ATMS TECHNICIAN	10101 TRANSPORTATI	1.00	52,008
STATE ATTORNEY - NEW ART-V SPLIT FUNDED CIO POSITION (NON BOCC POSITION)						**-**	**35,000**
CT-01	NA	NA	NA	CHIEF INFORMATION OFFICER	11400 ARTICLE V FUN	-	35,000
Grand Total						**0.38**	**105,377**

FY 2018/19 PROPOSED INTERNS / TEMPORARY EMPLOYEES

FUND	PROGRAM	POSITION TITLE	HEAD COUNT
00100 GENERAL FUND	01 HUMAN RESOURCES	HR INTERN	1
11001 TOURISM SPORTS 4 & 6 CENT FUND	01 ECONOMIC DEV & COMMUNITY RELATIONS	TOURISM INTERN	3

FY 2018/19 FTE COMPARISON BY DEPARTMENT / PROGRAM

DEPARTMENT/PROGRAM	FY18 ADOPTED FTE COUNT	FY19 PROPOSED FTE COUNT	VARIANCE
01 ADMINISTRATION DEPT			
01 17-92 COMMUNITY REDEVELOPMENT	1.50	-	(1.50)
01 ANIMAL SERVICES	30.00	32.00	2.00
01 BENEFITS	2.05	2.05	-
01 BOARD OF COUNTY COMMISSIONERS	10.00	10.00	-
01 COUNTY ATTORNEY	13.00	13.00	-
01 COUNTY MANAGER	6.00	6.00	-
01 E-911	7.50	7.50	-
01 ECONOMIC DEV & COMMUNITY RELATIONS	14.70	15.00	0.30
01 EMERGENCY MANAGEMENT	6.00	6.00	-
01 HUMAN RESOURCES	8.95	8.95	-
01 ORGANIZATIONAL DEVELOPMENT	2.00	2.00	-
01 TELECOMMUNICATIONS	10.00	10.00	-
01 ADMINISTRATION DEPT Total	**111.70**	**112.50**	**0.80**
03 COURT SUPPORT DEPT			
03 ARTICLE V COURT TECHNOLOGY	4.00	4.00	-
03 GUARDIAN AD LITEM	1.00	1.00	-
03 JUDICIAL	2.00	2.00	-
03 COURT SUPPORT DEPT Total	**7.00**	**7.00**	**-**
04 LEISURE SERVICES DEPT			
04 EXTENSION SERVICE	8.00	8.00	-
04 GREENWAYS & TRAILS	14.00	14.00	-
04 LEISURE BUSINESS OFFICE	6.00	6.00	-
04 LIBRARY SERVICES	75.00	75.00	-
04 NATURAL LANDS	2.50	2.50	-
04 RECREATIONAL ACTIVITIES & PROG	53.62	54.00	0.38
04 LEISURE SERVICES DEPT Total	**159.12**	**159.50**	**0.38**
05 FIRE DEPT			
05 CASSELBERRY EMS/FIRE	38.50	38.50	-
05 EMERGENCY COMMUNICATIONS	33.00	33.00	-
05 EMS/FIRE/RESCUE	394.00	398.00	4.00
05 FIRE BUSINESS OFFICE	-		-
05 FIRE PREVENTION BUREAU	10.00	10.00	-
05 EMS PERFORMANCE MANAGEMENT	1.00	-	(1.00)
05 FIRE DEPT Total	**476.50**	**479.50**	**3.00**
06 COMMUNITY SERVICES DEPT			
06 COMMUNITY DEVELOPMENT GRANTS	2.00	2.00	-
06 COMMUNITY SVCS BUSINESS OFFICE	9.00	9.00	-
06 COUNTY LOW INCOME ASSISTANCE	22.00	23.00	1.00

FY 2018/19 FTE COMPARISON BY DEPARTMENT / PROGRAM

DEPARTMENT/PROGRAM	FY18 ADOPTED FTE COUNT	FY19 PROPOSED FTE COUNT	VARIANCE
06 GRANT LOW INCOME ASSISTANCE	1.00	1.00	-
06 VETERANS' SERVICES	3.00	3.00	-
06 COMMUNITY SERVICES DEPT Total	**37.00**	**38.00**	**1.00**
07 PUBLIC WORKS DEPT			
07 CAPITAL PROJECTS DELIVERY	27.30	27.30	-
07 ENGINEERING PROF SUPPORT	0.70	0.70	-
07 FACILITIES	38.00	38.00	-
07 FLEET MANAGEMENT	31.00	31.00	-
07 LAND MANAGEMENT	3.00	3.00	-
07 MOSQUITO CONTROL	20.10	11.10	(9.00)
07 PUBLIC WORKS BUSINESS OFFICE	2.00	2.00	-
07 ROADS-STORMWATER R&M	108.00	108.00	-
07 TRAFFIC OPERATIONS	33.00	34.00	1.00
07 WATER QUALITY	8.20	8.20	-
07 DEVELOPMENT REVIEW ENGINEERING	8.00	8.00	-
07 PUBLIC WORKS DEPT Total	**279.30**	**271.30**	**(8.00)**
08 ES UTILITIES			
08 ES BUSINESS OFFICE	16.90	16.90	-
08 UTILITIES ENGINEERING PROGRAM	18.00	18.00	-
08 WASTEWATER OPERATIONS	38.00	38.00	-
08 WATER OPERATIONS	66.00	68.00	2.00
08 ES UTILITIES Total	**138.90**	**140.90**	**2.00**
09 ES SOLID WASTE DEPT			
09 SW-COMPLIANCE & PROGRAM MANAGE	23.00	24.00	1.00
09 CENTRAL TRANSFER STATION OPERA	29.00	29.00	-
09 ES BUSINESS OFFICE	2.10	2.10	-
09 LANDFILL OPERATIONS PROGRAM	20.00	20.00	-
09 ES SOLID WASTE DEPT Total	**74.10**	**75.10**	**1.00**
11 DEVELOPMENT SERVICES DEPT			
11 BUILDING	43.50	52.60	9.10
11 DEV SVCS BUSINESS OFFICE	3.30	3.40	0.10
11 PLANNING AND DEVELOPMENT	18.00	18.00	-
11 DEVELOPMENT REVIEW ENGINEERING	-		-
11 DEVELOPMENT SERVICES DEPT Total	**64.80**	**74.00**	**9.20**
14 INFORMATION SERVICES DEPT			
14 DOCUMENT MANAGEMENT	3.00	3.00	-
14 ENTERPRISE APPLICATION DEVELOP	8.00	8.00	-
14 GEOGRAPHIC INFORMATION SYSTEMS	4.00	4.00	-

FY 2018/19 FTE COMPARISON BY DEPARTMENT / PROGRAM

DEPARTMENT/PROGRAM	FY18 ADOPTED FTE COUNT	FY19 PROPOSED FTE COUNT	VARIANCE
14 IS BUSINESS OFFICE	4.00	4.00	-
14 NETWORK INFRASTRUCTURE SUPPORT	6.00	6.00	-
14 TELEPHONE SUPPORT & MAINTENANC	6.00	6.00	-
14 INFORMATION SERVICES DEPT Total	**31.00**	**31.00**	**-**
18 RESOURCE MANAGEMENT DEPT			
18 MAIL SERVICES	2.50	2.00	(0.50)
18 MSBU PROGRAM	4.00	4.00	-
18 OFFICE OF MANAGEMENT & BUDGET	11.50	13.00	1.50
18 PRINTING SERVICES	0.50	1.00	0.50
18 PURCHASING AND CONTRACTS	13.00	13.00	-
18 RECIPIENT AGENCY GRANTS	1.25	2.50	1.25
18 RESOURCE MGT - BUSINESS OFFICE	3.50	3.00	(0.50)
18 RISK MANAGEMENT	4.00	4.00	-
18 RESOURCE MANAGEMENT DEPT Total	**40.25**	**42.50**	**2.25**
Grand Total	**1,419.67**	**1,431.30**	**11.63**

OVERTIME BY PROGRAM

PROGRAM	FY17 ACTUALS	FY18 ADOPTED BUDGET	FY19 PROPOSED BUDGET	VARIANCE
01 ANIMAL SERVICES	90,497	72,562	72,562	-
01 BENEFITS	540	-	-	-
01 BOARD OF COUNTY COMMISSIONE	20	-	-	-
01 COUNTY ATTORNEY	1,263	-	-	-
01 COUNTY MANAGER	1,864	-	-	-
01 E-911	16,686	1,560	1,560	(0)
01 ECONOMIC DEV & COMMUNITY RE	12,783	-	-	-
01 EMERGENCY MANAGEMENT	18,520	3,605	3,605	-
01 HUMAN RESOURCES	8,158	-	-	-
01 OFFICE OF ORGANIZATIONAL EX	3,679	-	-	-
01 TELECOMMUNICATIONS	43,418	20,095	20,095	-
02 SHERIFF'S OFFICE	-	-	-	-
04 EXTENSION SERVICE	2,508	-	-	-
04 GREENWAYS & TRAILS	1,936	1,545	1,545	-
04 LEISURE BUSINESS OFFICE	7,164	-	-	-
04 LIBRARY SERVICES	63,720	-	-	-
04 NATURAL LANDS	1,331	-	-	-
04 RECREATIONAL ACTIVITIES & P	60,760	26,875	26,875	-
05 CASSELBERRY EMS/FIRE	255,404	282,090	282,089	(1)
05 EMERGENCY COMMUNICATIONS	343,837	335,563	334,196	(1,367)
05 EMS PERFORMANCE MANAGEMENT	987	-	-	-
05 EMS/FIRE/RESCUE	3,736,452	3,669,499	3,744,499	75,000
05 FIRE BUSINESS OFFICE	5,441	-	-	-
05 FIRE PREVENTION BUREAU	31,896	30,000	30,000	-
06 COUNTY ASSISTANCE PROGRAMS	31,771	-	-	-
06 GRANT ASSISTANCE PROGRAMS	2,221	-	-	-
07 CAPITAL PROJECTS DELIVERY	10,569	-	-	-
07 DEVELOPMENT REVIEW ENGINEER	9,722	2,575	2,575	-
07 ENGINEERING PROF SUPPORT	-	-	-	-
07 FACILITIES	103,639	40,000	40,000	-
07 FLEET MANAGEMENT	11,109	53,060	63,672	10,612
07 LAND MANAGEMENT	2,273	-	-	-
07 MOSQUITO CONTROL	21,007	9,398	9,398	-
07 PUBLIC WORKS BUSINESS OFFIC	3,407	-	-	-
07 ROADS-STORMWATER R&M	373,104	128,699	128,699	-
07 TRAFFIC OPERATIONS	242,164	220,006	220,006	-
07 WATER QUALITY	9,594	4,994	4,994	-
08 ES BUSINESS OFFICE	4,006	1,500	1,500	-
08 UTILITIES ENGINEERING PROGR	21,502	10,000	12,000	2,000
08 WASTEWATER OPERATIONS	236,766	175,150	205,000	29,850
08 WATER OPERATIONS	376,663	303,200	346,000	42,800
09 LANDFILL OPERATIONS PROGRAM	127,108	50,000	125,000	75,000
09 SW-COMPLIANCE & PROGRAM MAN	49,146	15,000	28,000	13,000
09 TRANSFER STATION	235,108	110,000	200,000	90,000

OVERTIME BY DEPARTMENT

DEPARTMENT	FY17 ACTUALS	FY18 ADOPTED BUDGET	FY19 PROPOSED BUDGET	VARIANCE
01 ADMINISTRATION DEPT	197,428	97,822	97,822	(0)
02 CONSTITUTIONAL OFFICERS DEP	-	-	-	-
04 LEISURE SERVICES DEPT	137,419	28,420	28,420	-
05 FIRE DEPT	4,374,018	4,317,152	4,390,785	73,633
06 COMMUNITY SERVICES DEPT	33,992	-	-	-
07 PUBLIC WORKS DEPT	786,589	458,732	469,344	10,612
08 ES UTILITIES	638,936	489,850	564,500	74,650
09 ES SOLID WASTE DEPT	411,363	175,000	353,000	178,000
11 DEVELOPMENT SERVICES DEPT	61,547	30,000	60,000	30,000
14 INFORMATION SERVICES DEPT	75,400	27,452	27,452	(0)
18 RESOURCE MANAGEMENT DEPT	27,574	-	-	-
Grand Total	**6,744,265**	**5,624,429**	**5,991,323**	**366,894**

OVERTIME BY PROGRAM

PROGRAM	FY17 ACTUALS	FY18 ADOPTED BUDGET	FY19 PROPOSED BUDGET	VARIANCE
11 BUILDING	51,377	30,000	60,000	30,000
11 DEV SVCS BUSINESS OFFICE	2,751	-	-	-
11 PLANNING AND DEVELOPMENT	7,418	-	-	-
14 ENTERPRISE SOFTWARE DEVELOP	7,757	-	-	-
14 GEOGRAPHIC INFORMATION SYST	3,736	-	-	-
14 IS BUSINESS OFFICE	11,486	-	-	-
14 NETWORK INFRASTRUCTURE SUPP	24,346	13,200	13,200	-
14 TELEPHONE SUPPORT & MAINT	28,076	14,252	14,252	(0)
18 MAIL SERVICES	3,648	-	-	-
18 MSBU PROGRAM	143	-	-	-
18 OFFICE OF MANAGEMENT & BUDG	7,758	-	-	-
18 PRINTING SERVICES	316	-	-	-
18 PURCHASING AND CONTRACTS	10,593	-	-	-
18 RECIPIENT AGENCY GRANTS	-	-	-	-
18 RESOURCE MGT - BUSINESS OFF	2,237	-	-	-
18 RISK MANAGEMENT	2,880	-	-	-
Grand Total	**6,744,265**	**5,624,429**	**5,991,323**	**366,894**

FY 2018/19 PAY BANDS

Board of County Commissioners

All hourly rates are calculated based on 2,080 hours worked per year unless noted otherwise.

Pay Band	Minimum Hourly	Midpoint Hourly	Maximum Hourly	Minimum Annual	Midpoint Annual	Maximum Annual
Band A: General and Support Services						
A1	10.65	15.51	20.37	22,152.00	32,260.80	42,369.60
A2	11.61	16.91	22.21	24,148.80	35,172.80	46,196.80
A3	12.66	18.43	24.21	26,332.80	38,334.40	50,356.80
A4	13.79	20.08	26.37	28,683.20	41,766.40	54,849.60
Band B: Technical and Trades						
B1	12.66	18.43	24.21	26,332.80	38,334.40	50,356.80
B2	13.79	20.08	26.37	28,683.20	41,766.40	54,849.60
B3	15.04	21.89	28.75	31,283.20	45,531.20	59,800.00
B4	16.39	23.87	31.35	34,091.20	49,649.60	65,208.00
Band C: Program and Administrative Services						
C1	15.04	21.89	28.75	31,283.20	45,531.20	59,800.00
C2	16.39	23.87	31.35	34,091.20	49,649.60	65,208.00
C3	17.86	26.01	34.16	37,148.80	54,100.80	71,052.80
C4	19.47	28.35	37.24	40,497.60	58,968.00	77,459.20
Band D: Professionals						
D1	17.86	26.01	34.16	37,148.80	54,100.80	71,052.80
D2	19.47	28.35	37.24	40,497.60	58,968.00	77,459.20
D3	21.41	31.18	40.96	44,532.80	64,854.40	85,196.80
D4	23.56	34.30	45.05	49,004.80	71,344.00	93,704.00
Band DB: Professionals/Building						
DBa	22.58	31.47	40.37	46,966.40	65,457.60	83,969.60
DBb	26.58	35.47	44.37	55,286.40	73,777.60	92,289.60
DBc	30.58	39.47	48.37	63,606.40	82,097.60	100,609.60
DBd	32.58	41.47	50.37	67,766.40	86,257.60	104,769.60
Band E: Managers and Advisors						
E1	21.41	31.18	40.96	44,532.80	64,854.40	85,196.80
E2	24.51	35.70	46.89	50,980.80	74,256.00	97,531.20
E2/2912	17.51	25.50	33.49	50,980.80	74,256.00	97,531.20
E3	28.19	41.05	53.92	58,635.20	85,384.00	112,153.60
E3/2912	20.14	29.32	38.51	58,635.20	85,384.00	112,153.60
E4	32.42	47.22	62.02	67,433.60	98,217.60	129,001.60
Band F: Executives and Department Directors						
F1	35.67	51.94	68.21	74,193.60	108,035.20	141,876.80
F2	41.01	59.73	78.45	85,300.80	124,238.40	163,176.00
F3	49.01	71.38	93.75	101,940.80	148,470.40	195,000.00
Band G: County Attorney's Office						
G2	17.83	27.86	37.90	37,086.40	57,948.80	78,832.00
G3	27.24	40.89	54.54	56,659.20	85,051.20	113,443.20
G4	30.70	49.80	68.90	63,856.00	103,584.00	143,312.00
G5	39.87	60.70	81.47	82,919.20	126,245.60	169,447.40
G6	49.03	71.59	94.16	101,982.40	148,907.20	195,852.80

HEALTH INSURANCE ENROLLMENT

PLAN ID	PLAN OPTION	PLAN DESCRIPTION	HEAD COUNT	FY19 PROPOSED BUDGET
BUY UP 3748	**3748 EC**	EMPLOYEE + CHILDREN	155	2,385,450
	3748 EF	EMPLOYEE + FAMILY	140	3,247,020
	3748 EO	EMPLOYEE ONLY	398	3,941,792
	3748 ES	EMPLOYEE + SPOUSE	105	1,750,875
HIGH DEDUCT 5180	**HSA 5180**	EMPLOYEE ONLY	159	1,478,400
HIGH DEDUCT 5181	**HSA 5181**	EMPLOYEE + CHILDREN	7	107,730
		EMPLOYEE + FAMILY	10	231,930
		EMPLOYEE + SPOUSE	8	133,400
HSA EMPLOYER CONTRIBUTION	**HSA EMP**	$500 EMPLOYER CONTRIB	0	22,000
LOW PLAN 5770	**5770 EC**	EMPLOYEE + CHILDREN	29	446,310
	5770 EF	EMPLOYEE + FAMILY	33	765,369
	5770 EO	EMPLOYEE ONLY	47	454,208
	5770 ES	EMPLOYEE + SPOUSE	12	200,100
MID PLAN 3769	**3769 EC**	EMPLOYEE + CHILDREN	38	584,820
	3769 EF	EMPLOYEE + FAMILY	26	603,018
	3769 EO	EMPLOYEE ONLY	154	1,525,216
	3769 ES	EMPLOYEE + SPOUSE	13	216,775
Grand Total			**1,334**	**18,094,413**

DOES NOT INCLUDE EMPLOYEES WHO OPTED OUT OF HEALTH INSURANCE

HEALTH INSURANCE ENROLLMENT BY FUND / PLAN

PLAN ID	PLAN OPTION	PLAN DESCRIPTION	HEAD COUNT	FY19 PROPOSED BUDGET
00100 GENERAL FUND				
BUY UP 3748	**3748 EC**	EMPLOYEE + CHILDREN	49.00	754,110
	3748 EF	EMPLOYEE + FAMILY	28.00	649,404
	3748 EO	EMPLOYEE ONLY	139.90	1,385,570
	3748 ES	EMPLOYEE + SPOUSE	28.00	466,900
HIGH DEDUCT 5180	**HSA 5180**	EMPLOYEE ONLY	41.00	388,080
HIGH DEDUCT 5181	**HSA 5181**	EMPLOYEE + CHILDREN	3.00	46,170
		EMPLOYEE + SPOUSE	4.00	66,700
HSA EMPLOYER CONTRIBUTION	**HSA EMP**	$500 EMPLOYER CONTRIB	-	6,500
LOW PLAN 5770	**5770 EC**	EMPLOYEE + CHILDREN	16.00	246,240
	5770 EF	EMPLOYEE + FAMILY	9.00	208,737
	5770 EO	EMPLOYEE ONLY	21.00	202,944
	5770 ES	EMPLOYEE + SPOUSE	8.45	140,904
MID PLAN 3769	**3769 EC**	EMPLOYEE + CHILDREN	9.00	138,510
	3769 EF	EMPLOYEE + FAMILY	2.00	46,386
	3769 EO	EMPLOYEE ONLY	72.00	713,088
	3769 ES	EMPLOYEE + SPOUSE	4.00	66,700
00100 GENERAL FUND Total			**434.35**	**5,526,942**
00110 ADULT DRUG COURT GRANT FUND				
BUY UP 3748	**3748 EC**	EMPLOYEE + CHILDREN	0.70	10,773
HIGH DEDUCT 5180	**HSA 5180**	EMPLOYEE ONLY	1.00	9,240
00110 ADULT DRUG COURT GRANT FUND Total			**1.70**	**20,013**
10101 TRANSPORTATION TRUST FUND				
BUY UP 3748	**3748 EC**	EMPLOYEE + CHILDREN	17.00	261,630
	3748 EF	EMPLOYEE + FAMILY	12.00	278,316
	3748 EO	EMPLOYEE ONLY	54.00	534,816
	3748 ES	EMPLOYEE + SPOUSE	17.00	283,475
HIGH DEDUCT 5180	**HSA 5180**	EMPLOYEE ONLY	27.00	249,480
HIGH DEDUCT 5181	**HSA 5181**	EMPLOYEE + FAMILY	1.00	23,193
HSA EMPLOYER CONTRIBUTION	**HSA EMP**	$500 EMPLOYER CONTRIB	-	2,000
LOW PLAN 5770	**5770 EC**	EMPLOYEE + CHILDREN	3.00	46,170
	5770 EF	EMPLOYEE + FAMILY	5.00	115,965
	5770 EO	EMPLOYEE ONLY	6.00	57,984
MID PLAN 3769	**3769 EC**	EMPLOYEE + CHILDREN	4.00	61,560
	3769 EF	EMPLOYEE + FAMILY	5.00	115,965
	3769 EO	EMPLOYEE ONLY	14.00	138,656
	3769 ES	EMPLOYEE + SPOUSE	3.00	50,025
10101 TRANSPORTATION TRUST FUND Total			**168.00**	**2,219,235**
10400 BUILDING PROGRAM				
BUY UP 3748	**3748 EC**	EMPLOYEE + CHILDREN	7.00	107,730
	3748 EF	EMPLOYEE + FAMILY	2.00	46,386
	3748 EO	EMPLOYEE ONLY	13.30	131,723
	3748 ES	EMPLOYEE + SPOUSE	7.00	116,725
HIGH DEDUCT 5180	**HSA 5180**	EMPLOYEE ONLY	14.00	129,360
HIGH DEDUCT 5181	**HSA 5181**	EMPLOYEE + SPOUSE	1.00	16,675
HSA EMPLOYER CONTRIBUTION	**HSA EMP**	$500 EMPLOYER CONTRIB	-	1,000
LOW PLAN 5770	**5770 EF**	EMPLOYEE + FAMILY	3.00	69,579
	5770 EO	EMPLOYEE ONLY	1.00	9,664
	5770 ES	EMPLOYEE + SPOUSE	0.30	5,003

HEALTH INSURANCE ENROLLMENT BY FUND / PLAN

PLAN ID	PLAN OPTION	PLAN DESCRIPTION	HEAD COUNT	FY19 PROPOSED BUDGET
MID PLAN 3769	3769 EC	EMPLOYEE + CHILDREN	1.00	15,390
	3769 EO	EMPLOYEE ONLY	1.00	9,904
	3769 ES	EMPLOYEE + SPOUSE	1.00	16,675
10400 BUILDING PROGRAM Total			**51.60**	**675,814**
11000 TOURISM PARKS 1,2,3, CENT FUND				
HIGH DEDUCT 5180	HSA 5180	EMPLOYEE ONLY	1.00	9,240
11000 TOURISM PARKS 1,2,3, CENT FUND Total			**1.00**	**9,240**
11001 TOURISM SPORTS 4 & 6 CENT FUND				
BUY UP 3748	3748 EC	EMPLOYEE + CHILDREN	1.50	23,085
	3748 EF	EMPLOYEE + FAMILY	1.00	23,193
	3748 EO	EMPLOYEE ONLY	2.00	19,808
MID PLAN 3769	3769 EO	EMPLOYEE ONLY	2.00	19,808
11001 TOURISM SPORTS 4 & 6 CENT FUND Total			**6.50**	**85,894**
11200 FIRE PROTECTION FUND				
BUY UP 3748	3748 EC	EMPLOYEE + CHILDREN	61.00	938,790
	3748 EF	EMPLOYEE + FAMILY	74.00	1,716,282
	3748 EO	EMPLOYEE ONLY	96.00	950,784
	3748 ES	EMPLOYEE + SPOUSE	31.00	516,925
HIGH DEDUCT 5180	HSA 5180	EMPLOYEE ONLY	36.00	332,640
HIGH DEDUCT 5181	HSA 5181	EMPLOYEE + CHILDREN	2.00	30,780
		EMPLOYEE + FAMILY	8.00	185,544
		EMPLOYEE + SPOUSE	2.00	33,350
HSA EMPLOYER CONTRIBUTION	HSA EMP	$500 EMPLOYER CONTRIB	-	8,500
LOW PLAN 5770	5770 EC	EMPLOYEE + CHILDREN	6.00	92,340
	5770 EF	EMPLOYEE + FAMILY	11.00	255,123
	5770 EO	EMPLOYEE ONLY	11.00	106,304
	5770 ES	EMPLOYEE + SPOUSE	2.00	33,350
MID PLAN 3769	3769 EC	EMPLOYEE + CHILDREN	10.00	153,900
	3769 EF	EMPLOYEE + FAMILY	11.00	255,123
	3769 EO	EMPLOYEE ONLY	38.00	376,352
	3769 ES	EMPLOYEE + SPOUSE	1.00	16,675
11200 FIRE PROTECTION FUND Total			**400.00**	**6,002,762**
11207 FIRE PROTECT FUND-CASSELBERRY				
BUY UP 3748	3748 EC	EMPLOYEE + CHILDREN	4.00	61,560
	3748 EF	EMPLOYEE + FAMILY	6.00	139,158
	3748 EO	EMPLOYEE ONLY	12.00	118,848
HIGH DEDUCT 5180	HSA 5180	EMPLOYEE ONLY	5.00	46,200
HIGH DEDUCT 5181	HSA 5181	EMPLOYEE + FAMILY	1.00	23,193
HSA EMPLOYER CONTRIBUTION	HSA EMP	$500 EMPLOYER CONTRIB	-	1,000
LOW PLAN 5770	5770 ES	EMPLOYEE + SPOUSE	1.00	16,675
MID PLAN 3769	3769 EC	EMPLOYEE + CHILDREN	3.00	46,170
	3769 EF	EMPLOYEE + FAMILY	5.00	115,965
	3769 EO	EMPLOYEE ONLY	1.00	9,904
11207 FIRE PROTECT FUND-CASSELBERRY Total			**38.00**	**578,673**
11400 COURT SUPP TECH FEE (ARTV)				
BUY UP 3748	3748 ES	EMPLOYEE + SPOUSE	1.00	16,675

HEALTH INSURANCE ENROLLMENT BY FUND / PLAN

PLAN ID	PLAN OPTION	PLAN DESCRIPTION	HEAD COUNT	FY19 PROPOSED BUDGET
LOW PLAN 5770	5770 EO	EMPLOYEE ONLY	1.00	9,664
MID PLAN 3769	3769 EF	EMPLOYEE + FAMILY	1.00	23,193
	3769 EO	EMPLOYEE ONLY	1.00	9,904
11400 COURT SUPP TECH FEE (ARTV) Total			**4.00**	**59,436**
11905 COMMUNITY SVC BLOCK GRANT				
BUY UP 3748	3748 EO	EMPLOYEE ONLY	1.00	9,904
11905 COMMUNITY SVC BLOCK GRANT Total			**1.00**	**9,904**
11909 MOSQUITO CONTROL GRANT				
BUY UP 3748	3748 EO	EMPLOYEE ONLY	-	-
HIGH DEDUCT 5180	HSA 5180	EMPLOYEE ONLY	-	-
11909 MOSQUITO CONTROL GRANT Total			**-**	**-**
11920 NEIGHBOR STABIL PROGRAM GRANT				
BUY UP 3748	3748 EF	EMPLOYEE + FAMILY	0.50	11,597
11920 NEIGHBOR STABIL PROGRAM GRANT Total			**0.50**	**11,597**
11925 DCF REINVESTMENT GRANT FUND				
HIGH DEDUCT 5180	HSA 5180	EMPLOYEE ONLY	-	-
11925 DCF REINVESTMENT GRANT FUND Total			**-**	**-**
11926 CITY OF SANFORD CDBG				
LOW PLAN 5770	5770 EO	EMPLOYEE ONLY	1.00	9,664
11926 CITY OF SANFORD CDBG Total			**1.00**	**9,664**
11930 RESOURCE MANAGEMENT GRANTS				
BUY UP 3748	3748 EC	EMPLOYEE + CHILDREN	0.30	4,617
HIGH DEDUCT 5180	HSA 5180	EMPLOYEE ONLY	-	-
11930 RESOURCE MANAGEMENT GRANTS Total			**0.30**	**4,617**
12017 SHIP AFFORDABLE HOUSING 16/17				
BUY UP 3748	3748 EF	EMPLOYEE + FAMILY	0.50	11,597
12017 SHIP AFFORDABLE HOUSING 16/17 Total			**0.50**	**11,597**
12500 EMERGENCY 911 FUND				
BUY UP 3748	3748 EC	EMPLOYEE + CHILDREN	1.00	15,390
	3748 EO	EMPLOYEE ONLY	1.00	9,904
HIGH DEDUCT 5180	HSA 5180	EMPLOYEE ONLY	0.50	4,620
MID PLAN 3769	3769 EO	EMPLOYEE ONLY	2.00	19,808
12500 EMERGENCY 911 FUND Total			**4.50**	**49,722**
13100 ECONOMIC DEVELOPMENT				
BUY UP 3748	3748 EC	EMPLOYEE + CHILDREN	0.50	7,695
HIGH DEDUCT 5180	HSA 5180	EMPLOYEE ONLY	1.00	9,240
LOW PLAN 5770	5770 EO	EMPLOYEE ONLY	1.00	9,664
13100 ECONOMIC DEVELOPMENT Total			**2.50**	**26,599**
13300 17/92 REDEVELOPMENT TI FUND				
BUY UP 3748	3748 EC	EMPLOYEE + CHILDREN	-	-

HEALTH INSURANCE ENROLLMENT BY FUND / PLAN

PLAN ID	PLAN OPTION	PLAN DESCRIPTION	HEAD COUNT	FY19 PROPOSED BUDGET
BUY UP 3748	3748 EO	EMPLOYEE ONLY	-	-
13300 17/92 REDEVELOPMENT TI FUND Total			**-**	**-**
16000 MSBU PROGRAM				
BUY UP 3748	3748 EC	EMPLOYEE + CHILDREN	1.00	15,390
	3748 EO	EMPLOYEE ONLY	1.00	9,904
MID PLAN 3769	3769 EC	EMPLOYEE + CHILDREN	1.00	15,390
16000 MSBU PROGRAM Total			**3.00**	**40,684**
32100 NATURAL LANDS/TRAILS				
HIGH DEDUCT 5180	HSA 5180	EMPLOYEE ONLY	0.50	4,620
32100 NATURAL LANDS/TRAILS Total			**0.50**	**4,620**
40100 WATER AND SEWER FUND				
BUY UP 3748	3748 EC	EMPLOYEE + CHILDREN	7.00	107,730
	3748 EF	EMPLOYEE + FAMILY	6.00	139,158
	3748 EO	EMPLOYEE ONLY	46.70	462,517
	3748 ES	EMPLOYEE + SPOUSE	12.00	200,100
HIGH DEDUCT 5180	HSA 5180	EMPLOYEE ONLY	23.70	218,988
HIGH DEDUCT 5181	HSA 5181	EMPLOYEE + CHILDREN	2.00	30,780
		EMPLOYEE + SPOUSE	1.00	16,675
HSA EMPLOYER CONTRIBUTION	HSA EMP	$500 EMPLOYER CONTRIB	-	2,500
LOW PLAN 5770	5770 EC	EMPLOYEE + CHILDREN	2.00	30,780
	5770 EF	EMPLOYEE + FAMILY	3.00	69,579
	5770 EO	EMPLOYEE ONLY	3.70	35,757
MID PLAN 3769	3769 EC	EMPLOYEE + CHILDREN	10.00	153,900
	3769 EF	EMPLOYEE + FAMILY	2.00	46,386
	3769 EO	EMPLOYEE ONLY	14.10	139,646
	3769 ES	EMPLOYEE + SPOUSE	3.00	50,025
40100 WATER AND SEWER FUND Total			**136.20**	**1,704,521**
40201 SOLID WASTE FUND				
BUY UP 3748	3748 EC	EMPLOYEE + CHILDREN	3.00	46,170
	3748 EF	EMPLOYEE + FAMILY	10.00	231,930
	3748 EO	EMPLOYEE ONLY	28.30	280,283
	3748 ES	EMPLOYEE + SPOUSE	8.00	133,400
HIGH DEDUCT 5180	HSA 5180	EMPLOYEE ONLY	8.30	76,692
HSA EMPLOYER CONTRIBUTION	HSA EMP	$500 EMPLOYER CONTRIB	-	500
LOW PLAN 5770	5770 EC	EMPLOYEE + CHILDREN	1.00	15,390
	5770 EF	EMPLOYEE + FAMILY	2.00	46,386
	5770 EO	EMPLOYEE ONLY	1.30	12,563
MID PLAN 3769	3769 EO	EMPLOYEE ONLY	8.90	88,146
	3769 ES	EMPLOYEE + SPOUSE	1.00	16,675
40201 SOLID WASTE FUND Total			**71.80**	**948,135**
50100 PROPERTY/CASUALTY INSURANCE FU				
BUY UP 3748	3748 EC	EMPLOYEE + CHILDREN	0.50	7,695
	3748 EO	EMPLOYEE ONLY	1.00	9,904
LOW PLAN 5770	5770 EC	EMPLOYEE + CHILDREN	0.50	7,695
50100 PROPERTY/CASUALTY INSURANCE FU Total			**2.00**	**25,294**

HEALTH INSURANCE ENROLLMENT BY FUND / PLAN

PLAN ID	PLAN OPTION	PLAN DESCRIPTION	HEAD COUNT	FY19 PROPOSED BUDGET
50200 WORKERS COMPENSATION FUND				
BUY UP 3748	**3748 EC**	EMPLOYEE + CHILDREN	0.50	7,695
	3748 EO	EMPLOYEE ONLY	1.00	9,904
LOW PLAN 5770	**5770 EC**	EMPLOYEE + CHILDREN	0.50	7,695
50200 WORKERS COMPENSATION FUND Total			**2.00**	**25,294**
50300 HEALTH INSURANCE FUND				
BUY UP 3748	**3748 EC**	EMPLOYEE + CHILDREN	1.00	15,390
	3748 EO	EMPLOYEE ONLY	0.80	7,923
	3748 ES	EMPLOYEE + SPOUSE	1.00	16,675
LOW PLAN 5770	**5770 ES**	EMPLOYEE + SPOUSE	0.25	4,169
50300 HEALTH INSURANCE FUND Total			**3.05**	**44,157**
Grand Total			**1,334.00**	**18,094,413**

FLORIDA RETIREMENT SYSTEM (FRS)

FRS CLASS	FRS RATE	HEAD COUNT	FY19 PROPOSED BUDGET
401A FRS	0.2271	1	18,604
CASSELBERRY	0.155	25	200,373
DROP	0.1403	88	885,154
ELECTED OFFICERS	0.487	4	159,582
OPTIONAL RETIREMENT	0.865	1	1,365
REGULAR	0.0826	976	3,819,487
SENIOR MANAGEMENT	0.2406	13	460,714
SPECIAL RISK	0.245	344	4,868,235
OTHER SPECIAL RISK (CITY OF WINTER SPRINGS)	0.2327	7	122,660
REGULAR CLASS-RETIREE	0.0516	6	16,888
Grand Total		**1,465**	**10,553,063**

WORKERS COMPENSATION

WC CODE	WC CODE DESCRIPTION	WC RATE	HEAD COUNT	FY19 PROPOSED BUDGET
5506	St/Rd Const Pave/Repave &D	0.1057	20	59,850
5509	St/Rd Main/Beau &D	0.1265	94	495,145
6217	Excavation &D	0.0785	18	44,027
7380	Courier	0.0679	2	5,763
7520	Waterworks or Driver	0.0478	62	129,214
7580	Sewerage Disp Plan Op &D	0.0321	34	50,789
7704	Firefighter &D	0.056	419	1,391,015
8380	Autoservices/Repair	0.0359	26	41,203
8810	Clerical	0.0023	469	58,645
8820	Attorney All &C/Mess/D	0.0017	13	2,087
8831	Hospital Veterinary &D	0.0235	21	17,010
8868	Agriculture Agent	0.0054	5	812
9015	Bld Op Own/Lessee	0.048	31	66,493
9102	Park Noc All &D	0.0466	70	113,266
9402	Street Cleaning/Drainage/Mosqu	0.0995	8	20,888
9403	Garbage/Ash/Refuse Collect &D	0.0893	38	117,427
9410	Munic/Town/County/State Noc	0.0246	134	201,353
9516	ElectronicEquip Install&Repair	0.0371	7	13,463
Grand Total			**1,471**	**2,828,450**


SM
SEMINOLE COUNTY
FLORIDA'S NATURAL CHOICE

NON-BASE REQUESTS

FUND - PROGRAM	BUSINESS UNIT NAME	FY19 PROPOSED BUDGET
FLEET		
GENERAL FUNDS		
01 ANIMAL SERVICES	01901001 FORD F250 KENNEL BOX-780269	47,765
01 ANIMAL SERVICES	01901003 FORD F250 KENNEL BOX-780268	47,765
01 ANIMAL SERVICES	01901005 FORD F250 KENNEL BOX-07442	29,349
01 E-911	01901006 FORD ESCAPE 4X2-04836	19,415
01 EMERGENCY MANAGEMENT	01901007 FORD INTERCEPTOR-04005 GF	12,192
04 EXTENSION SERVICE	01904001 FORD TRANSIT T350-06070172	29,427
04 NATURAL LANDS	01904015 NEW-CAT 289D SKIDSTEER MOWER	93,000
04 PASSIVE PARKS	01904002 FORD F250 REG CAB 4X4-03038	27,547
04 PASSIVE PARKS	01904004 WELLS CARGO ENCL TRAILER-NEW	10,179
04 RECREATIONAL ACTIVITIES & P	01904003 FORD F150 REG CAB 4X2-24243	23,413
04 RECREATIONAL ACTIVITIES & P	01904005 FORD F150 REG CAB 4X2-03212	23,413
07 DEVELOPMENT REVIEW ENGINEER	01907001 FORD F150 EXT CAB 4X4-07187	28,273
07 DEVELOPMENT REVIEW ENGINEER	01907002 FORD F150 EXT CAB 4X4-06531	28,273
07 FACILITIES	01907003 FORD TRANSIT T150-20955	29,676
07 FLEET MANAGEMENT	01907004 GENSET CONTROL SYSTEM-NEW	389,135
07 FLEET MANAGEMENT	01907005 GENSET AUTO TRANS. SWITCH-NEW	201,600
07 FLEET MANAGEMENT	01907006 FORD F450 GEN TRUCK-24215	49,405
07 FLEET MANAGEMENT	01907100 GENERATOR 002-KW100 CSB	42,900
07 FLEET MANAGEMENT	01907101 GENERATOR 003-KW100 CSB	42,900
07 FLEET MANAGEMENT	01907102 GENERATOR 004-KW300 CSB	83,200
07 FLEET MANAGEMENT	01907103 GENERATOR 028-KW35 CSB	34,300
07 FLEET MANAGEMENT	01907104 GENERATOR 032-KW125 CSB	46,500
07 FLEET MANAGEMENT	01907105 GENERATOR 046-KW45 CSB	34,400
07 FLEET MANAGEMENT	01907106 GENERATOR 047-KW45 CSB	38,200
07 FLEET MANAGEMENT	01907107 GENERATOR 051-KW215 HEALTH DEP	70,100
07 FLEET MANAGEMENT	01907108 GENERATOR 079-KW500 JAIL	107,800
07 FLEET MANAGEMENT	01907109 GENERATOR 080-KW800 JAIL	222,700
07 FLEET MANAGEMENT	01907110 GENERATOR 081-KW80 JAIL	39,300
07 FLEET MANAGEMENT	01907111 GENERATOR 105-KW60 CSB	36,600
07 WATER QUALITY	01907028 FORD F150 EXT CAB 4X4-01107	27,553
14 WORKSTATION SUPPORT & MAINT	01914001 FORD TRANSIT CONNECT-07327	25,712
18 MAIL SERVICES	01918001 FORD TRANSIT CONNECT-04507	21,719
TRANSPORTATION FUNDS		
07 ROADS-STORMWATER R&M	01907007 INT'L WORKSTAR 7500-02000	172,529
07 ROADS-STORMWATER R&M	01907008 MGL EX 1 SCALPING SCREEN-00873	141,750
07 ROADS-STORMWATER R&M	01907009 INT'L WORKSTAR 7400-24495	127,574
07 ROADS-STORMWATER R&M	01907010 INT'L WORKSTAR 7400-00663	127,574
07 ROADS-STORMWATER R&M	01907011 INT'L WORKSTAR 7500-19885	112,440
07 ROADS-STORMWATER R&M	01907012 CAT 289D SKIDSTEER-04491	72,815
07 ROADS-STORMWATER R&M	01907013 FORD F150 EXT CAB 4X4-24517	34,061
07 ROADS-STORMWATER R&M	01907014 FORD F250 CREW CAB 4X4-00211	33,336
07 ROADS-STORMWATER R&M	01907015 MENZI MUCK-GRAPPLE-NEW	23,387

NON-BASE REQUESTS

FUND - PROGRAM	BUSINESS UNIT NAME	FY19 PROPOSED BUDGET
07 ROADS-STORMWATER R&M	01907016 VERMEER SC30TX-01363	20,453
07 ROADS-STORMWATER R&M	01907017 MENZI MUCK-MOWER ATTACH-NEW	19,215
07 ROADS-STORMWATER R&M	01907018 CAT BRUSH CUTTER ATT-02888	5,749
07 ROADS-STORMWATER R&M	01907019 INT'L DURASTAR MV607-06940	170,000
07 ROADS-STORMWATER R&M	01907020 FORD F450 EXT CAB 4X4-19095	71,000
07 TRAFFIC OPERATIONS	01907021 FORD F550 EXT CAB 4X4-04564	110,150
07 TRAFFIC OPERATIONS	01907022 FORD F450 SIGN TRUCK 4X4-06518	83,052
07 TRAFFIC OPERATIONS	01907023 FORD F150 EXT CAB 4X4-01117	32,753
07 TRAFFIC OPERATIONS	01907024 FORD F150 EXT CAB 4X4-04489	32,753
07 TRAFFIC OPERATIONS	01907025 FORD F150 EXT CAB 4X4-02044	32,753
07 TRAFFIC OPERATIONS	01907026 FORD F150 EXT CAB 4X4-02043	32,753
07 TRAFFIC OPERATIONS	01907027 FORD F150 EXT CAB 4X4-NEW	32,753
FIRE DISTRICT FUNDS		
05 EMS/FIRE/RESCUE	01905001 PIERCE IMPEL-24482	655,000
05 EMS/FIRE/RESCUE	01905002 PIERCE IMPEL-02038	655,000
05 EMS/FIRE/RESCUE	01905003 PIERCE WATER TANKER-05213	400,000
05 EMS/FIRE/RESCUE	01905004 FORD ALS TRANSPORT-03958	285,000
05 EMS/FIRE/RESCUE	01905005 FORD ALS TRANSPORT-03955	285,000
05 EMS/FIRE/RESCUE	01905006 FORD ALS TRANSPORT-04865	285,000
05 EMS/FIRE/RESCUE	01905008 FORD F550 WOODS TRUCK-01374	164,000
05 EMS/FIRE/RESCUE	01905010 FORD F250 CREW CAB 4X4-04008	59,140
05 EMS/FIRE/RESCUE	01905011 FORD EXPLORER AWD-04126	39,800
05 EMS/FIRE/RESCUE	01905012 FORD ESCAPE-05211	48,200
05 EMS/FIRE/RESCUE	01905013 FORD TRANSIT T250-02759	42,400
05 EMS/FIRE/RESCUE	01905014 FORD F150 EXT CAB 4X2-01418	31,500
05 EMS/FIRE/RESCUE	01905015 KUBOTA UTILITY VEHICLE-04647	18,000
05 EMS/FIRE/RESCUE	01905016 POLARIS RANGER 900-24459	17,000
05 EMS/FIRE/RESCUE	01905018 PIERCE WATER TANKER-NEW	400,000
SPECIAL REVENUE FUNDS		
11 BUILDING	01911001 FORD F150 REG CAB 4X2-06453	23,541
11 BUILDING	01911002 FORD F150 REG CAB 4X2-07332	23,541
11 BUILDING	01911003 FORD F150 REG CAB 4X2-49618	23,541
11 BUILDING	01911004 FORD F150 REG CAB 4X2-06070245	23,541
11 BUILDING	01911005 FORD F150 REG CAB 4X2-780119	23,541
ENTERPRISE FUNDS		
08 ES BUSINESS OFFICE	01908001 FORD EXPLORER XLT 4X4-NEW	37,600
08 WASTEWATER OPERATIONS	01908002 CUES 12FT CCTV TRAILER-03997	304,500
08 WASTEWATER OPERATIONS	01908003 CATERPILLAR 420F-IT-23042	117,960
08 WASTEWATER OPERATIONS	01908004 INT'L DURASTAR 4300-02448	99,000
08 WASTEWATER OPERATIONS	01908005 INT'L DURASTAR 4300-02470	99,000
08 WASTEWATER OPERATIONS	01908006 THOMPSON WATER PUMP-21402	93,500
08 WASTEWATER OPERATIONS	01908009 FORD F250 EXT CAB 4X4-02854	35,175

NON-BASE REQUESTS

FUND - PROGRAM	BUSINESS UNIT NAME	FY19 PROPOSED BUDGET
08 WASTEWATER OPERATIONS	01908010 FORD F150 EXT CAB 4X2-07410	25,725
08 WASTEWATER OPERATIONS	01908011 FORD F150 REG CAB 4X2-NEW	25,725
08 WATER OPERATIONS	01908014 INT'L VACTOR-01445	421,580
08 WATER OPERATIONS	01908015 BOBCAT S650-20250	49,500
08 WATER OPERATIONS	01908016 FORD F250 EXT CAB 4X2-06070230	44,100
08 WATER OPERATIONS	01908017 FORD F250 EXT CAB 4X2-01023	44,100
08 WATER OPERATIONS	01908018 FORD EXPLORER 4X2-01351	30,000
08 WATER OPERATIONS	01908019 FORD F150 EXT CAB 4X2-02861	25,725
08 WATER OPERATIONS	01908020 FORD F150 EXT CAB 4X2-04541	25,725
08 WATER OPERATIONS	01908021 FORD F150 EXT CAB 4X2-04556	25,725
08 WATER OPERATIONS	01908022 FORD TRANSIT VAN T150-05279	23,098
08 WATER OPERATIONS	01908024 FORD F550 EXT CAB 4X2-NEW	73,500
09 LANDFILL OPERATIONS PROGRAM	01909001 MILITARY SURPLUS TRACTOR	50,000
09 LANDFILL OPERATIONS PROGRAM	01909003 ATM TARPING ATTACHMENT-46972	73,329
09 LANDFILL OPERATIONS PROGRAM	01909004 FORD F150 EXT CAB 4X4-05230	25,633
09 LANDFILL OPERATIONS PROGRAM	01909005 AM SGL MESSAGE BOARD-NEW	11,000
09 TRANSFER STATION	01909006 CAT WHEEL LOADER 966M XE-48225	480,000
09 TRANSFER STATION	01909008 CAT WHEEL LOADER 906M-780081	88,903
09 TRANSFER STATION	01909009 MACK 45 REFUSE TRAILER-781044	75,592
09 TRANSFER STATION	01909010 MACK 45 REFUSE TRAILER-781039	75,592
09 TRANSFER STATION	01909011 MACK 45 REFUSE TRAILER-781042	75,592
09 TRANSFER STATION	01909012 MACK 45 REFUSE TRAILER-48218	75,592
09 TRANSFER STATION	01909013 FORD F150 EXT CAB 4X4-23143	25,633
FLEET Total		**9,613,409**

EQUIPMENT

GENERAL FUNDS

02 SHERIFF'S OFFICE	00006939 JAIL - DOOR ACCESS CONTROL SYS	300,000
07 WATER QUALITY	01907029 YSI FIELD SONDE	14,000

TRANSPORTATION FUNDS

07 TRAFFIC OPERATIONS	01907030 CONFLICT MONITOR TESTER	15,490

FIRE DISTRICT FUNDS

05 CASSELBERRY EMS/FIRE	00007179 REP EQUIP FOR FS21 AND FS25	20,000
05 CASSELBERRY EMS/FIRE	01907166 CHEST COMPRESSION SYSTEM 11207	39,789
05 EMS/FIRE/RESCUE	00006671 SPECIAL OPERATIONS TRAINING EQ	40,000
05 EMS/FIRE/RESCUE	00006945 THERMAL IMAGERS - RESCUES/ENG	55,000
05 EMS/FIRE/RESCUE	00006947 STRETCHERS	87,480
05 EMS/FIRE/RESCUE	00006948 LIFEPAK 15 EKG MONITOR/DEFIB	163,296
05 EMS/FIRE/RESCUE	00007091 DEPT-WIDE HOSE REPLACEMENT PRO	75,000
05 EMS/FIRE/RESCUE	00007165 CHEST COMPRESSION SYSTEM 11200	278,521
05 EMS/FIRE/RESCUE	00008094 FITNESS EQUIPMENT REPLACEMENT	16,000
05 EMS/FIRE/RESCUE	01907136 FIRE VENTILATION FANS	41,400

NON-BASE REQUESTS

FUND - PROGRAM	BUSINESS UNIT NAME	FY19 PROPOSED BUDGET
ENTERPRISE FUNDS		
08 UTILITIES ENGINEERING PROGR	00227420 PUMP STATION GENERATORS (19)	1,700,000
08 UTILITIES ENGINEERING PROGR	01908023 GPS ANTENNA EQUIPMENT	6,000
08 WASTEWATER OPERATIONS	01900004 SAMPLER	7,046
08 WASTEWATER OPERATIONS	01900005 SEWER SEE SNAKE (CAMERA)	12,000
08 WASTEWATER OPERATIONS	01900006 CORE BORE SYSTEM	7,800
08 WASTEWATER OPERATIONS	01900007 100 TON PRESS	7,200
08 WASTEWATER OPERATIONS	01900008 NOZZTEQ ROOT CUTTER SYSTEM	6,000
08 WASTEWATER OPERATIONS	01900009 GAS DETECTOR DOCK 2	12,000
08 WASTEWATER OPERATIONS	01900010 SHORE ALUMINUM BOX	13,500
08 WASTEWATER OPERATIONS	01900011 ALL PRO TEST 3	13,000
08 WATER OPERATIONS	00007196 CONSERVATION ENHANCEMENT SOFTW	25,000
08 WATER OPERATIONS	01900001 EQUIPMENT CANOPIES	35,000
08 WATER OPERATIONS	01900002 BULLET MISSILE (SVC LINE REP)	80,000
08 WATER OPERATIONS	01900003 PORTABLE MESSAGE BOARD	11,000
EQUIPMENT Total		**3,081,522**

FACILITIES PROJECTS

GENERAL FUNDS		
02 CLERK OF THE COURT	01902004 CLERK MAINT PLANNED WORK	9,000
04 LIBRARY SERVICES	01904014 ADA RESTROOM COMP - LIBRARIES	54,800
07 FACILITIES	00007084 GENERAL GOVT PLANNED WORK	158,100
07 FACILITIES	01902001 CJC SECURITY BOLLARDS	10,000
TRANSPORTATION FUNDS		
02 SHERIFF'S OFFICE	01902007 JAIL - KITCHEN RENOVATION	350,000
02 SHERIFF'S OFFICE	01902008 JAIL-FACILITY BREAKER REPLACEM	150,000
02 SHERIFF'S OFFICE	01902009 JAIL - SECURITY IMPROVEMENTS	175,000
FIRE DISTRICT FUNDS		
05 EMS/FIRE/RESCUE	01905019 GENERATOR 60-35KW FIRE STAT 24	38,200
07 FACILITIES	00007087 FIRE DEPT PLANNED WORK	147,350
07 FACILITIES	00007115 FIRE CAPITAL FACILITY SUSTAIN	200,000
ENTERPRISE FUNDS		
07 FACILITIES	00007086 WATER SEWER PLANNED WORK	9,500
08 UTILITIES ENGINEERING PROGR	01908026 GENERATOR 011-125KW WATER	46,500
08 WASTEWATER OPERATIONS	01908007 MULTIQUIP 60KW GENERATOR-05809	52,500
08 WASTEWATER OPERATIONS	01908008 MULTIQUIP 60KW GENERATOR-05813	52,500
FACILITIES PROJECTS Total		**1,453,450**

NON-BASE REQUESTS

FUND - PROGRAM	BUSINESS UNIT NAME	FY19 PROPOSED BUDGET
PROJECTS		
GENERAL FUNDS		
01 TELECOMMUNICATIONS	00132902 Critical Infrastructure	160,000
04 GREENWAYS & TRAILS	01904006 ROLLING HILLS	200,000
04 RECREATIONAL ACTIVITIES & P	01904008 RED BUG LAKE PARK FISHING PIER	52,500
04 RECREATIONAL ACTIVITIES & P	01904009 SANLANDO - PERIMETER FENCES	9,688
04 RECREATIONAL ACTIVITIES & P	01904011 SOLDIERS CREEK OVERFLOW LOT	0
04 RECREATIONAL ACTIVITIES & P	01904012 PLAYGROUND-SYLVAN LK SANLANDO	300,000
07 FACILITIES	01907089 HMGP-MATT-PW RETROFIT MATCH	37,500
14 ENTERPRISE SOFTWARE DEVELOP	01901401 UPDATE ACCESS TO MS SQL	25,000
14 ENTERPRISE SOFTWARE DEVELOP	01901402 CONVERT LEGACY INTRANET APPS	30,000
14 ENTERPRISE SOFTWARE DEVELOP	01901403 CONVERT CRYSTAL TO SSRS	15,000
14 ENTERPRISE SOFTWARE DEVELOP	01901404 UPDATE DTS TO SSIS	10,000
14 ENTERPRISE SOFTWARE DEVELOP	01901405 CONVERT NON-SECURE IFRAMES	35,000
14 ENTERPRISE SOFTWARE DEVELOP	01901406 UPDATE SSIS TO 2017	25,000
14 ENTERPRISE SOFTWARE DEVELOP	01901407 UPDATE SSRS TO 2017	15,000
14 ENTERPRISE SOFTWARE DEVELOP	01901408 UPDATE VISUAL STUDIO TO 2017	55,000
14 TELEPHONE SUPPORT & MAINT	00007109 TELEPHONE REFRESH GENERAL GOV	663,739
14 WORKSTATION SUPPORT & MAINT	00006651 TECHNOLOGY REPLACEMENT	262
14 WORKSTATION SUPPORT & MAINT	00006839 NETWORK EQUIPMENT REFRESH	(0)
TRANSPORTATION FUNDS		
07 CAPITAL PROJECTS DELIVERY	00008703 SEMINOLA BLVD AT WINDER PARK D	220,000
07 CAPITAL PROJECTS DELIVERY	00192014 BEAR LAKE RD DRAINAGE IMPROVEM	275,000
07 CAPITAL PROJECTS DELIVERY	00192018 CR 419 @ LOCKWOOD BLVD INTERSE	200,000
07 CAPITAL PROJECTS DELIVERY	00285003 USGS MONITORING PROGRAM TMDL	64,640
07 CAPITAL PROJECTS DELIVERY	01785146 Slavia Rd Capacity Impr	200,000
07 CAPITAL PROJECTS DELIVERY	01785149 SunRail Bike & Ped Impr Alt Sp	500,000
07 CAPITAL PROJECTS DELIVERY	01785165 Mast Arm Refurbishments	200,000
07 CAPITAL PROJECTS DELIVERY	01785167 ATMS / ITMS Program (PARENT)	0
07 CAPITAL PROJECTS DELIVERY	01785169 New Cabinets/Upgrades	300,000
07 CAPITAL PROJECTS DELIVERY	01785176 Resurfacing - Arterial Roads	340,000
07 CAPITAL PROJECTS DELIVERY	01785191 Markham Woods Rd	470,000
07 CAPITAL PROJECTS DELIVERY	01785209 Howell Branch Rd	1,100,000
07 CAPITAL PROJECTS DELIVERY	01785211 Palm Springs Dr	300,000
07 CAPITAL PROJECTS DELIVERY	01785213 Markham Wood Rd	490,000
07 CAPITAL PROJECTS DELIVERY	01785216 Resurfacing - Local Roads	3,400,000
07 CAPITAL PROJECTS DELIVERY	01785222 Pavement Mgmt Testing & Insp	250,000
07 CAPITAL PROJECTS DELIVERY	01785224 Asset Management Insp & Inv	250,000
07 CAPITAL PROJECTS DELIVERY	01785234 Subdivision Retrofit	1,250,000
07 CAPITAL PROJECTS DELIVERY	01785240 Pipe Lining & Related Insp	1,750,000
07 CAPITAL PROJECTS DELIVERY	01785244 W Airport Blvd Sidewalk	367,500
07 CAPITAL PROJECTS DELIVERY	01785245 W Airport Blvd Sidewalk	192,000
07 CAPITAL PROJECTS DELIVERY	01785252 Plumosa Ave	260,000
07 CAPITAL PROJECTS DELIVERY	01785253 Dockside St	12,500

NON-BASE REQUESTS

FUND - PROGRAM	BUSINESS UNIT NAME	FY19 PROPOSED BUDGET
07 CAPITAL PROJECTS DELIVERY	01785256 Carrigan Ave	10,000
07 CAPITAL PROJECTS DELIVERY	01785259 Sanlando Estates Sidewalk	40,000
07 CAPITAL PROJECTS DELIVERY	01785260 Goldie Manor Area Sidewalks	72,000
07 CAPITAL PROJECTS DELIVERY	01785276 E Altamonte Area Sidewalks	425,000
07 CAPITAL PROJECTS DELIVERY	01785277 Seminole Dr	467,400
07 CAPITAL PROJECTS DELIVERY	01785278 Carlton St	30,000
07 CAPITAL PROJECTS DELIVERY	01785279 W McCulloch Rd	38,000
07 CAPITAL PROJECTS DELIVERY	01785297 Minor Projects > $50,000	150,000
07 CAPITAL PROJECTS DELIVERY	01785298 Lake Howell High School Ent	100,000
07 CAPITAL PROJECTS DELIVERY	01785300 Red Bug Lake Rd Turn Extension	200,000
07 CAPITAL PROJECTS DELIVERY	01785303 Orange Blvd (CR431) Safety Pro	1,000,000
07 CAPITAL PROJECTS DELIVERY	01785310 Miscellaneous Traffic Studies	350,000
07 CAPITAL PROJECTS DELIVERY	01785313 LED Street Sign Upgrade	150,000
07 CAPITAL PROJECTS DELIVERY	01785316 EE Williamson Rd Trail Connect	700,000
07 CAPITAL PROJECTS DELIVERY	01785344 MAST ARM REBUILDS	450,000
07 CAPITAL PROJECTS DELIVERY	01785346 STRIPING	100,000
07 CAPITAL PROJECTS DELIVERY	01785410 CR 427 (RONALD REAGAN BLVD)	700,000
07 CAPITAL PROJECTS DELIVERY	01785444 ADA REPLACEMENT PAVMT MGMT	400,000
07 CAPITAL PROJECTS DELIVERY	01785447 ANNUAL BRIDGE REPAIR - MINOR	75,000
07 CAPITAL PROJECTS DELIVERY	01785448 ANNUAL BRIDGE REPAIR - MAJOR	50,000
07 CAPITAL PROJECTS DELIVERY	01785467 SR 436 @ CASSELTON	300,000
07 CAPITAL PROJECTS DELIVERY	01785474 MISCELLANEOUS TRAIL PROJECTS	25,000
07 CAPITAL PROJECTS DELIVERY	01785478 SIDEWALK REPLACEMENT - ROADS	400,000
07 CAPITAL PROJECTS DELIVERY	01785479 SIDEWALK REPLACEMENT - SW	400,000
07 CAPITAL PROJECTS DELIVERY	01785486 GEC - PROJECT MANAGEMENT	500,000
07 CAPITAL PROJECTS DELIVERY	01785489 ENGINEERING CAPITALIZATION	4,260,061
07 CAPITAL PROJECTS DELIVERY	01785562 BRIDGE INSPECTION	70,000
07 CAPITAL PROJECTS DELIVERY	01785571 SCHOOL FLASHER UPGRADES 10 LOC	100,000
07 CAPITAL PROJECTS DELIVERY	01785718 CURRYVILLE - IRMA	1,320,000
07 CAPITAL PROJECTS DELIVERY	01907032 SR 436 SIGNAL ADAPTIVE(10 SIG)	375,000
07 CAPITAL PROJECTS DELIVERY	01907038 US 17-92 FIBER UPGRADE	300,000
07 CAPITAL PROJECTS DELIVERY	01907046 NETWORK CORE ROUTERS/-UPGRADE	200,000
07 CAPITAL PROJECTS DELIVERY	01907047 CONNECTED VEHICLE/ICM EQUIPMEN	100,000
07 CAPITAL PROJECTS DELIVERY	01907049 VIDEO DECODING WORKSTATIONS/SE	200,000
07 CAPITAL PROJECTS DELIVERY	01907052 RED BUG LAKE RD @ SR 417 (EAST	400,000
07 CAPITAL PROJECTS DELIVERY	01907053 SR 434 @ JAMESTOWN DR MAST ARM	500,000
07 CAPITAL PROJECTS DELIVERY	01907058 LAKE MILLS RD @ CR 419	345,000
07 CAPITAL PROJECTS DELIVERY	01907059 E AIRPORT BLVD @ FS32	250,000
07 CAPITAL PROJECTS DELIVERY	01907060 MAGNOLIA ST SIDEWALKS	12,000
07 CAPITAL PROJECTS DELIVERY	01907061 AZALEA LN SIDEWALKS	10,000
07 CAPITAL PROJECTS DELIVERY	01907062 E. CITRUS ST SIDEWALKS	25,000
07 CAPITAL PROJECTS DELIVERY	01907065 GARDEN LAKE ESTATES SUB	200,000
07 CAPITAL PROJECTS DELIVERY	01907066 SPRING VALLET FARMS OUTFALL #3	150,000
07 CAPITAL PROJECTS DELIVERY	01907067 WEKIVA SPRINGS RD DRAINAGE	300,000
07 CAPITAL PROJECTS DELIVERY	01907068 MULLET LAKE PARK DRAINAGE	300,000
07 CAPITAL PROJECTS DELIVERY	01907076 LK TONY OUTFALL REPLACEMENT	600,000

NON-BASE REQUESTS

FUND - PROGRAM	BUSINESS UNIT NAME	FY19 PROPOSED BUDGET
07 CAPITAL PROJECTS DELIVERY	01907080 LAKE HARNEY BASIN STUDY	100,000
07 CAPITAL PROJECTS DELIVERY	01907083 GENEVA ELEMENTARY TURN LANE	172,000
07 CAPITAL PROJECTS DELIVERY	01907084 NORTH ST CORRIDOR STUDY	150,000
07 CAPITAL PROJECTS DELIVERY	01907085 WOODLAND ELEMENTARY TURN LANE	168,000
07 CAPITAL PROJECTS DELIVERY	01907086 FIBER OPTIC PULL BOX	100,000
07 CAPITAL PROJECTS DELIVERY	01907094 LAKE EMMA RD @ I4 INTERSECT	7,700,000
07 CAPITAL PROJECTS DELIVERY	01907095 OLD LOCKWOOD SCHOOL SIDEWALKS	197,000
07 CAPITAL PROJECTS DELIVERY	01907096 BMAP PROJECT ANALYSIS	50,000
07 CAPITAL PROJECTS DELIVERY	99999906 Project Management (GEC)	1,000,000
FIRE DISTRICT FUNDS		
05 EMS/FIRE/RESCUE	01907137 FIREFIGHTING WATER SUPPLY	13,619
14 TELEPHONE SUPPORT & MAINT	00007110 TELEPHONE REFRESH FIRE	41,329
SPECIAL REVENUE FUNDS		
03 ARTICLE V COURT TECHNOLOGY	01903001 CRIMINAL COURT A/V UPDATE	75,000
04 NATURAL LANDS	00234793 WAYSIDE PARK-BOATER IMPROVEMEN	187,500
05 EMERGENCY COMMUNICATIONS	00007132 CAD PROJECT - 12500	200,000
11 BUILDING	01911011 EASY PERMITS/AVOLVE OAS	117,400
11 BUILDING	01911012 PROJECT FLOW UPGRADE	82,500
14 TELEPHONE SUPPORT & MAINT	00007128 TELEPHONE REFRESH BUILDING	8,167
CAPITAL FUNDS		
07 FACILITIES	00045205 COURTHOUSE RENOVATIONS	248,420
ENTERPRISE FUNDS		
08 UTILITIES ENGINEERING PROGR	00021716 OVERSIZING & EXTENSION-SANITAR	50,000
08 UTILITIES ENGINEERING PROGR	00021717 OVERSIZING & EXTENSIONS-POTABL	50,000
08 UTILITIES ENGINEERING PROGR	00024814 SYSTEM WIDE DATA COLLECTION/MG	75,000
08 UTILITIES ENGINEERING PROGR	00040302 CAPITALIZED LABOR PROJECT	580,000
08 UTILITIES ENGINEERING PROGR	00040306 CAPITALIZED LABOR PROJECT	70,000
08 UTILITIES ENGINEERING PROGR	00064553 WATER DISTRIBUTION SYSTEM COND	160,000
08 UTILITIES ENGINEERING PROGR	00064574 GALVANIZED PIPE REPLACEMENT PR	200,000
08 UTILITIES ENGINEERING PROGR	00064575 NORTHEAST-NORTHWEST POTABLE WA	250,000
08 UTILITIES ENGINEERING PROGR	00064576 SOUTHWEST SERVICE AREA PIPELIN	500,000
08 UTILITIES ENGINEERING PROGR	00064580 MEREDITH MANOR DISTRIBUTION PI	234,000
08 UTILITIES ENGINEERING PROGR	00064581 NORTHEAST DISTRIBUTION PIPE RE	519,000
08 UTILITIES ENGINEERING PROGR	00064582 APPLE VALLEY DISTRIBUTION IMPR	1,770,000
08 UTILITIES ENGINEERING PROGR	00064583 WATER DISTRIBUTION SYSTEM COND	160,000
08 UTILITIES ENGINEERING PROGR	00064587 BLACK HAMM DISTRI PIPE REPLACE	150,000
08 UTILITIES ENGINEERING PROGR	00064588 NW-W1&2 PIPELINE IMPROVEMENT	100,000
08 UTILITIES ENGINEERING PROGR	00064590 WATER DISTRIBUT SYSTEM REHAB	1,120,000
08 UTILITIES ENGINEERING PROGR	00065234 WEKIVA PARKWAY UTILITY RELOCAT	1,000,000
08 UTILITIES ENGINEERING PROGR	00065236 MINOR ROADS UTILITY UPGRADES-P	150,000
08 UTILITIES ENGINEERING PROGR	00065237 MINOR ROADS UTILITY UPGRADES-S	150,000

NON-BASE REQUESTS

FUND - PROGRAM	BUSINESS UNIT NAME	FY19 PROPOSED BUDGET
08 UTILITIES ENGINEERING PROGR	00065239 OXFORD ROAD IMPROVEMENTS - 17-	1,500,000
08 UTILITIES ENGINEERING PROGR	00065284 ORANGE BLVD FORCE MAIN EXT	200,000
08 UTILITIES ENGINEERING PROGR	00065285 COUNTRY CLUB HEIGHT GRAV MAIN	1,500,000
08 UTILITIES ENGINEERING PROGR	00082924 PUMP STATION UPGRADES	1,750,000
08 UTILITIES ENGINEERING PROGR	00083116 FORCE MAIN & AIR RELEASE VALVE	350,000
08 UTILITIES ENGINEERING PROGR	00083117 GRAVITY SEWER & MANHOLE CONDIT	250,000
08 UTILITIES ENGINEERING PROGR	00083120 CR 427 FORCE MAIN REHAB	3,000,000
08 UTILITIES ENGINEERING PROGR	00178304 COUNTRY CLUB WATER TREATMENT P	300,000
08 UTILITIES ENGINEERING PROGR	00178313 COUNTRY CLUB WATER TREATMENT P	100,000
08 UTILITIES ENGINEERING PROGR	00195209 YLK WRF REHAB/REPLACEMENT	1,200,000
08 UTILITIES ENGINEERING PROGR	00201522 POTABLE WELL IMPROVEMENTS	75,000
08 UTILITIES ENGINEERING PROGR	00203205 APPLE VALLEY TRANSMISSION MAIN	0
08 UTILITIES ENGINEERING PROGR	00216426 IRON BRIDGE AGREEMENT	2,750,000
08 UTILITIES ENGINEERING PROGR	00227416 GREENWOOD LAKES WATER RECLAIME	1,200,000
08 UTILITIES ENGINEERING PROGR	00243506 LYNWOOD WTF REHAB/REPLACE	100,000
08 UTILITIES ENGINEERING PROGR	00283004 SSNOCWTA INFILITRATION & INFLO	200,000
08 UTILITIES ENGINEERING PROGR	00283006 SCADA AND SECURITY SYSTEMS IMP	325,000
08 UTILITIES ENGINEERING PROGR	00283008 TUSKAWILLA FORCE MAIN	185,000
08 WATER OPERATIONS	00006607 UNIDIRECTIONAL FLUSHING PROGRA	150,000
09 LANDFILL OPERATIONS PROGRAM	00281205 LANDFILL RD & CITIZEN UPGRADE	1,500,000
09 SW-COMPLIANCE & PROGRAM MAN	00201902 TIPPING FLOOR RESURFACING	150,000
09 SW-COMPLIANCE & PROGRAM MAN	00244604 LANDFILL GAS SYSTEM EXPANSION	300,000
09 TRANSFER STATION	00244515 CTS SCALE AUTOMATION UPGRADE	250,000
14 TELEPHONE SUPPORT & MAINT	00007111 TELEPHONE REFRESH WATER SEWER	37,122
14 TELEPHONE SUPPORT & MAINT	00007112 TELEPHONE REFRESH SOLID WASTE	9,157
INTERNAL SERVICE FUNDS		
01 BENEFITS	00006600 WELLNESS CENTER EQUIPMENT	17,500
PROJECTS Total		**66,472,504**
Grand Total		**80,620,885**

FY19 FLEET REQUEST - STATS FUNDED

FUND	NEW VEHICLE	CURRENT VEHICLE	FLEET REC	#	FY19 BUDGET REQUEST	AGE	FASTER	DD FY17	MILEAGE/ HRS - FY17	MILEAGE/ HRS - LTD	MAINT$ FY17	MAINT$ LTD
00100 GENERAL FUND												
01 ANIMAL SERVICES												
01901001	FORD F250 KENNEL BOX EXT CAB 4X2	2008 FORD F-250 EXT CAB		1	47,765	10	13.6	135	8,424	182,161	4,216	13,997
01901003	FORD F250 KENNEL BOX EXT CAB 4X2	2008 FORD F-250 EXT CAB		1	47,765	10	12.6	17	22,671	208,730	2,226	10,611
01901005	FORD F250 KENNEL BOX EXT CAB 4X2	2006 GMC VAN	Yes	1	29,349	12	19.5	17	9,296	146,719	1,312	11,998
01 EMERGENCY MANAGEMENT												
01901007	FORD INTERCEPTOR SADAN FWD	2002 FORD TAURUS SEDAN	No	1	12,192	16	11.5	22	2,142	50,010	1,527	6,903
04 EXTENSION SERVICE												
01904001	FORD TRANSIT T350 PASSENGER VAN	2007 DODGE CARAVAN	No	1	29,427	11	12.3	29	5,839	100,563	900	5,639
04 GREENWAYS & TRAILS												
01904002	FORD F250 REG CAB 4X4	2002 FORD F-450 SUPER DUTY	Yes	1	27,547	16	18.3	13	5,453	116,540	451	22,595
01904003	FORD F150 REG CAB 4X2	1998 FORD F-350 STD CAB	Yes	1	23,413	20	16.0	7	7,424	152,520	732	17,205
01904004	NEW-WELLS CARGO ENCLOSED TRAILER	NEW	Yes	1	10,179			0			-	
04 RECREATIONAL ACTIVITIES & P												
01904005	FORD F150 REG CAB 4X2	2002 FORD F-150 EXT CAB	Yes	1	23,413	16	18.8	21	2,932	125,606	2,356	15,696
07 DEVELOPMENT REVIEW ENGINEER												
01907001	FORD F150 EXT CAB 4X4	2006 FORD F-150 EXT CAB	Yes	1	28,273	12	16.8	29	19,060	205,277	1,556	14,308
01907002	FORD F150 EXT CAB 4X4	2005 FORD F-150 EXT CAB	Yes	1	28,273	13	16.5	7	13,871	162,927	747	13,888
07 FACILITIES												
01907003	FORD TRANSIT T150 CARGO VAN	1996 FORD VAN E250	Yes	1	29,676	22	19.5	45	7,347	123,206	2,260	18,853
01907100	GEN-100KW CSB	2000 DETRO GENER KW100	Yes	1	42,900	18	10.8	11		712	563	23,131
01907101	GEN-100KW CSB	2000 DETRO GENER KW100	Yes	1	42,900	18	11.2	0		954	1,004	24,930
01907102	GEN-300KW CSB	2000 DETRO GENER KW300	Yes	1	83,200	18	8.8	1		786	1,398	15,086
01907103	GEN-35KW CSB	2000 WINCO GENER KW35	Yes	1	34,300	18	14.7	0		843	391	14,552
01907104	GEN-125KW CSB	2000 ONAN GENER KW125	Yes	1	46,500	18	9.0	0		544	958	16,125
01907105	GEN-45KW CSB	2001 KOHLER GENER KW45	Yes	1	34,400	17	12.4	5		1,483	1,113	14,646
01907106	GEN-45KW CSB	1991 KOHLER GENER KW45	Yes	1	38,200	27	15.0	1		1,078	1,914	24,548
01907107	GEN-215KW HEALTH DEPT	1993 DETRO GENER KW215	Yes	1	70,100	25	12.0	0		393	747	27,893
01907108	GEN-500KW JAIL	1998 SPECTRUM GENER KW500	Yes	1	107,800	20	14.2	0		1,234	836	46,035
01907109	GEN-800KW JAIL	1998 SPECTRUM GENER KW800	Yes	1	222,700	20	14.7	1		914	1,601	58,481
01907110	GEN-80KW JAIL	1998 SPECTRUM GENER KW80	Yes	1	39,300	20	15.0	2		869	1,090	25,492
01907111	GEN-60KW CSB	1989 CUMMINS GENERATOR	Yes	1	36,600	29	8.0	0		1,140	740	13,161
07 FLEET MANAGEMENT												
01907004	NEW-GENSET CONTROL SYSTEM/DOCKING STATION	NEW	Yes	1	389,135			0			-	
01907005	NEW-GENSET AUTO TRANSFER SWITCH	NEW	Yes	1	201,600			0			-	
01907006	FORD F450 GENERATOR MAINT/REPAIR TRUCK 4X4	1999 FORD F-450 SUPER DUTY	Yes	1	49,405	19	18.5	0	7,109	212,994	-	33,602
07 WATER QUALITY												
01907028	FORD F150 EXT CAB 4X4	2000 FORD F-150 EXT CAB	Yes	1	27,553	18	15.9	11	6,694	107,775	1,164	13,801
14 TELEPHONE SUPPORT & MAINT												
01914001	FORD TRANSIT CONNECT CARGO VAN 4X2	2006 FORD VAN E150	No	1	25,712	12	12.0	27	6,467	62,714	2,081	7,468
18 MAIL SERVICES												
01918001	FORD TRANSIT CONNECT CARGO VAN 4X2	2001 CHEVROLET ASTRO	Yes	1	21,719	17	19.6	65	9,108	109,465	2,602	18,862
00100 GENERAL FUND Total				**30**	**1,851,295**	**472**	**387.2**	**468**	**133,837**	**2,078,157**	**36,485**	**529,506**

FUND	NEW VEHICLE	CURRENT VEHICLE	FLEET REC	#	FY19 BUDGET REQUEST	AGE	FASTER	DD FY17	MILEAGE/ HRS - FY17	MILEAGE/ HRS - LTD	MAINT$ FY17	MAINT$ LTD
00103 NATURAL LAND ENDOWMENT FUND												
04 NATURAL LANDS												
01904015	NEW-CATERPILLAR SKIDSTEER 289D W/ 72INCH ROTARY MOWER ATTACHMENT	NEW	Yes	1	93,000							
00103 NATURAL LAND ENDOWMENT FUND Total				1	93,000							
10101 TRANSPORTATION TRUST FUND												
07 ROADS-STORMWATER R&M												
01907007	INT'L WORKSTAR 7500 - 30YD ROLL OFF CHASSIS AND DUMPSTER	2001 INTERNATIONAL 4700 CREW DUMP	Yes	1	172,529	17	19.8	25	5,982	143,993	2,254	67,123
01907008	VIBRATING MATERIAL SCREEN	1999 POWER POWER GRIDMKII	Yes	1	141,750	19	18.5	136	66	1,126	3,537	88,899
01907009	INT'L WORKSTAR 7400 - 12/14 YD DUMP TRUCK	2000 STERLING L7501 DUMP	Yes	1	127,574	18	19.2	118	3,697	209,879	10,317	96,719
01907010	INT'L WORKSTAR 7400 - 12/14 YD DUMP TRUCK	2000 INTERNATIONAL 4900 DUMP TRUCK	No	1	127,574	18	18.4	107	10,229	168,198	5,411	111,198
01907011	INT'L WORKSTAR 7500 - 4000 GALLON WATER TANKER 6X4	1995 FORD L8000 WATER	No	1	112,440	23	17.0	233	268	98,310	2,334	70,152
01907012	CATERPILLAR SKIDSTEER 289D	2003 CATERPILLAR SKID STEER	No	1	72,815	15	18.3	7	193	1,977	1,005	47,420
01907013	FORD F150 EXT CAB 4X4	1998 FORD F-150 EXT CAB	Yes	1	34,061	20	17.3	19	3,434	127,481	1,863	15,672
01907014	FORD F250 CREW CAB 4X4	1999 FORD F-350 CREW CAB	Yes	1	33,336	19	20.0	60	10,462	256,055	3,362	38,778
01907015	NEW-MENZI MUCK GRAPPLE ATTACHMENT	NEW	Yes	1	23,387			0			-	
01907016	VERMEER STUMP GRINDER	2000 VERMEER STUMP GRINDER	No	1	20,453	18	10.3	27	8	494	1,286	16,471
01907017	NEW-MENZI MUCK 50" ROTARY MOWER ATTACHMENT	NEW	Yes	1	19,215			0			-	
01907018	CATERPILLAR BRUSH CUTTER ATTACHMENT	2002 BOBCAT BRUSH CAT	Yes	1	5,749	16	15.0	119		-	835	14,741
01907019	INT'L DURASTAR MV607 FUEL BODY 4X2	2006 INTERNATIONAL 4700 FUEL TRUCK	Yes	1	170,000	12	19.5	6	7,305	134,238	3,631	77,029
01907020	FORD F450 EXT CAB 4X4 DRW W/ SPRAYER	1994 FORD F-700 HERB4X4	Yes	1	71,000	24	18.8	94	2,357	114,620	407	52,182
07 TRAFFIC OPERATIONS												
01907021	FORD F550 EXT CAB 4X4 BUCKET TRUCK	2003 INTERNATIONAL 4700 BUCKET TRUCK	Yes	1	110,150	15	16.6	17	8,357	119,932	2,242	70,163
01907022	FORD F450 FLATBED SIGN TRUCK W/ CRANE 4X4	2005 FORD F-450 SUPER DUTY	Yes	1	83,052	13	19.5	109	8,718	121,481	2,763	47,710
01907023	FORD F150 EXT CAB 4X4	2000 FORD F-150 EXT CAB	Yes	1	32,753	18	15.5	5	3,663	131,269	548	11,967
01907024	FORD F150 EXT CAB 4X4	2003 FORD F-150 EXT CAB	Yes	1	32,753	15	16.3	8	8,480	128,583	2,063	12,811
01907025	FORD F150 EXT CAB 4X4	2001 FORD F-150 EXT CAB	No	1	32,753	17	13.4	4	2,609	154,693	1,070	7,836
01907026	FORD F150 EXT CAB 4X4	2001 FORD F-150 EXT CAB	No	1	32,753	17	11.9	5	1,183	75,473	350	8,783
01907027	NEW-FORD F150 EXT CAB 4X4	NEW	Yes	1	32,753			0			-	
10101 TRANSPORTATION TRUST FUND Total				21	1,488,850	314	305.3	1,099	77,011	1,987,802	45,279	855,656
10400 BUILDING PROGRAM												
11 BUILDING												
01911001	FORD F150 REG CAB 4X2	2006 FORD VAN FREESTAR	Yes	1	23,541	12	15.1	32	12,297	106,309	2,208	9,476
01911002	FORD F150 REG CAB 4X2	2006 FORD F-150 STD CAB	Yes	1	23,541	12	15.6	9	18,843	124,930	720	7,699
01911003	FORD F150 REG CAB 4X2	2008 FORD ESCAPE	Yes	1	23,541	10	14.6	33	14,807	125,442	2,227	5,624
01911004	FORD F150 REG CAB 4X2	2007 FORD F-150 STD CAB	Yes	1	23,541	11	13.8	30	17,827	94,162	1,395	6,973
01911005	FORD F150 REG CAB 4X2	2008 FORD RANGER EXT.CAB	Yes	1	23,541	10	16.6	36	18,381	170,807	2,771	9,366
10400 BUILDING PROGRAM Total				5	117,705	55	75.7	141	82,155	621,650	9,321	39,139

FUND	NEW VEHICLE	CURRENT VEHICLE	FLEET REC	#	FY19 BUDGET REQUEST	AGE	FASTER	DD FY17	MILEAGE/ HRS - FY17	MILEAGE/ HRS - LTD	MAINT$ FY17	MAINT$ LTD
11200 FIRE PROTECTION FUND												
05 EMS/FIRE/RESCUE												
01905001	PIERCE IMPEL ENGINE	1999 PIERCE RESERVE ENG.6	Yes	1	655,000	19	17.9	35		176,393	5,868	182,659
01905002	PIERCE IMPEL ENGINE	2001 PIERCE RESERVE ENG.7	Yes	1	655,000	17	15.7	12	1,559	101,250	10,361	157,966
01905003	PIERCE WATER TANKER 6X4	2005 INTERNATIONAL TANKER T-24	Yes	1	400,000	13	17.2	2	4,006	55,863	5,575	51,115
01905004	FORD ALS TRANSPORT BRAUN	2003 INTERNATIONAL RESERVE RES.5	Yes	1	285,000	15	17.6	39	9,936	202,641	10,510	127,873
01905005	FORD ALS TRANSPORT BRAUN	2003 INTERNATIONAL RESERVE RES.6	Yes	1	285,000	15	16.0	18	7,981	197,855	10,912	100,421
01905006	FORD ALS TRANSPORT BRAUN	2003 INTERNATIONAL RESERVE RES.4	Yes	1	285,000	15	16.6	23	6,735	136,253	7,701	106,229
01905008	FORD F550 WOODS TRUCK 4X4	2000 FORD F-450 WOODS11	Yes	1	164,000	18	20.0	18	4,580	44,206	4,515	54,544
01905010	FORD F250 CREW CAB 4X4	2002 FORD EXPLORER	Yes	1	59,140	16	15.0	11	9,732	143,324	715	10,397
01905011	FORD EXPLORER AWD	2001 CHEVROLET S10 BLAZER	Yes	1	39,800	17	20.6	73	4,487	110,689	3,209	13,176
01905012	FORD ESCAPE	2004 FORD RANGER EXT CAB	Yes	1	48,200	14	17.0	19	5,572	109,049	2,958	12,869
01905013	FORD TRANSIT T250 CARGO VAN	2002 FORD VAN E250	Yes	1	42,400	16	23.7	11	3,031	107,083	904	17,571
01905014	FORD F150 EXT CAB 4X2	2000 FORD F-150 EXT CAB	Yes	1	31,500	18	20.3	13	1,789	125,405	502	9,798
01905015	KUBOTA UTV 4X4	2001 CLUB CAR GOLF CART	Yes	1	18,000	17	9.2	3	14	310	194	2,465
01905016	POLARIS RANGER 900 UTV 4x4	1998 HONDA ATV	Yes	1	17,000	20	15.0	11		-	239	6,891
01905017	PIERCE WATER TANKER 6X4	1979 POLAR TANKER T-24	Yes	1	0	39	20.0	1		-	464	87,909
01905018	NEW-PIERCE WATER TANKER 6X4	NEW	Yes	1	400,000			0			-	
11200 FIRE PROTECTION FUND Total				**16**	**3,385,040**	**269**	**261.8**	**291**	**59,423**	**1,510,321**	**64,626**	**941,883**
11908 DISASTER PREPAREDNESS FUND												
01 EMERGENCY MANAGEMENT												
01901008	FORD INTERCEPTOR SADAN FWD	SPLIT FUNDED	No	1	0							
11908 DISASTER PREPAREDNESS FUND Total				**1**	**0**							
12500 EMERGENCY 911 FUND												
01 E-911												
01901006	FORD ESCAPE 4X2	2003 FORD CROWN VIC	Yes	1	19,415	15	13.1	27	2,391	74,815	981	9,768
12500 EMERGENCY 911 FUND Total				**1**	**19,415**	**15**	**13.1**	**27**	**2,391**	**74,815**	**981**	**9,768**
40100 WATER AND SEWER FUND												
08 ES BUSINESS OFFICE												
01908001	NEW-FORD EXPLORER XLT 4X4	NEW	Yes	1	37,600			0			-	
08 WASTEWATER OPERATIONS												
01908002	12FT CCTV TRAILER W/ DIGITAL SIDE SCANNING SYSTEM	2002 CUSTOMBUILT TRAILER	Yes	1	304,500	16	8.2	21		-	997	14,618
01908003	CATERPILLAR BACKHOE	1997 CATERPILLAR LOADER BACKHOE	No	1	117,960	21	15.0	93	92	2,753	2,239	51,348
01908004	INT'L DURASTAR 4300 UTILITY BODY	2002 INTERNATIONAL 4300 CAB CHASSIS	No	1	99,000	16	17.1	51		101,893	7,052	42,439
01908005	INT'L DURASTAR 4300 UTILITY BODY	2002 INTERNATIONAL 4300 CAB CHASSIS	No	1	99,000	16	16.7	13	6,956	95,855	4,913	41,135
01908006	THOMPSON WATER PUMP 8JSCEN	1996 THOMPSON PUMP WATER	Yes	1	93,500	22	10.8	3	55	1,400	895	11,231
01908009	FORD F250 EXT CAB 4X4	2002 FORD F-250 CREW CAB	Yes	1	35,175	16	16.1	4	7,921	147,491	178	17,159
01908010	FORD F150 EXT CAB 4X2	2006 FORD F-150 STD CAB	No	1	25,725	12	18.5	70	5,085	87,430	5,549	15,984
01908011	NEW-FORD F150 REG CAB 4X2	NEW	Yes	1	25,725			0			-	
08 WATER OPERATIONS												
01908014	INT'L VACTOR SEWER CLEANING/VACUUM TRUCK	2000 INTERNATIONAL VAC-CON	Yes	1	421,580	18	16.5	40	1,703	90,119	9,380	184,186
01908015	BOBCAT SKIDSTEER S650	1995 BOBCAT LOADER	Yes	1	49,500	23	15.4	6	43	746	520	22,522
01908016	FORD F250 EXT CAB 4X2 UTILITY BODY	2008 FORD F-250 EXT CAB		1	44,100	10	18.3	127	8,365	142,554	8,902	23,373
01908017	FORD F250 EXT CAB 4X2 UTILITY BODY	2000 FORD F-250 EXT CAB	No	1	44,100	18	16.0	39	11,796	137,456	2,636	14,923
01908018	FORD EXPLORER 4X2	2000 FORD EXPLORER	No	1	30,000	18	15.7	18	4,749	116,518	1,264	15,612
01908019	FORD F150 EXT CAB 4X2	2002 FORD F-150 EXT CAB	No	1	25,725	16	15.2	27	7,578	125,644	1,745	10,077
01908020	FORD F150 EXT CAB 4X2	2003 FORD RANGER EXT.CAB	No	1	25,725	15	16.7	119	7,322	87,326	7,146	12,775
01908021	FORD F150 EXT CAB 4X2	2003 FORD F-150 EXT CAB	No	1	25,725	15	16.3	8	7,660	143,908	1,688	10,019
01908022	FORD TRANSIT T150 CARGO VAN	2003 CHEVROLET ASTRO	Yes	1	23,098	15	10.9	8	2,566	47,147	321	6,381
01908024	NEW-FORD F550 EXT CAB 4X2		Yes	1	73,500			0			-	
40100 WATER AND SEWER FUND Total				**19**	**1,601,238**	**267**	**243.4**	**647**	**71,892**	**1,328,240**	**55,424**	**493,783**

FUND	NEW VEHICLE	CURRENT VEHICLE	FLEET REC	#	FY19 BUDGET REQUEST	AGE	FASTER	DD FY17	MILEAGE/ HRS - FY17	MILEAGE/ HRS - LTD	MAINT$ FY17	MAINT$ LTD
40201 SOLID WASTE FUND												
09 CENTRAL TRANSFER STATION OP												
01909006	**CATERPILLAR WHEEL LOADER**	2010 JOHN DEERE FRONTEND LOADER	**No**	**1**	**480,000**	**8**	**17.0**	**76**	**1,565**	**10,849**	**18,541**	**270,799**
01909008	**CATERPILLAR WHEEL LOADER**	2007 CATERPILLAR SKID STEER	**Yes**	**1**	**88,903**	**11**	**20.0**	**0**		**7,843**	**-**	**78,489**
01909009	**MACK 45' REFUSE WALKING FLOOR TRAILER**	2009 MACK TRAILER REFUSE	**Yes**	**1**	**75,592**	**9**	**20.0**	**15**		**-**	**4,100**	**37,407**
01909010	**MACK 45' REFUSE WALKING FLOOR TRAILER**	2009 MACK TRAILER REFUSE	**Yes**	**1**	**75,592**	**9**	**20.0**	**27**		**-**	**6,026**	**37,575**
01909011	**MACK 45' REFUSE WALKING FLOOR TRAILER**	2009 MACK TRAILER REFUSE	**Yes**	**1**	**75,592**	**9**	**20.0**	**70**		**-**	**7,022**	**36,878**
01909012	**MACK 45' REFUSE WALKING FLOOR TRAILER**	2011 MACK TRAILER REFUSE	**No**	**1**	**75,592**	**7**	**20.0**	**27**		**-**	**5,802**	**36,767**
01909013	**FORD F150 EXT CAB 4X4**	1997 FORD F-150 STD CAB	**No**	**1**	**25,633**	**21**	**19.0**	**2**	**3,073**	**105,100**	**974**	**14,438**
09 LANDFILL OPERATIONS PROGRAM												
01909001	**NEW-MACK SHUTTLE TRACTOR**	NEW	**Yes**	**1**	**50,000**			**0**			**-**	
01909003	**AUTOMATIC TARPING MACHINE ATTACHMENT**	2010 TARPOMATIC TARPING MACHINE	**No**	**1**	**73,329**	**8**	**8.8**	**6**		**-**	**2,765**	**18,007**
01909004	**FORD F150 EXT CAB 4X4**	2004 FORD F-150 EXT CAB	**Yes**	**1**	**25,633**	**14**	**19.7**	**18**	**9,917**	**177,281**	**3,005**	**16,077**
01909005	**NEW-AMERICAN SIGNAL MESSAGE BOARD**	NEW	**Yes**	**1**	**11,000**			**0**			**-**	
40201 SOLID WASTE FUND Total				**11**	**1,056,865**	**96**	**164.5**	**240**	**14,555**	**301,073**	**48,235**	**546,436**
					9,613,408							

FY19 FLEET REQUEST STATS - UNFUNDED

PROGRAM	FUND	NEW VEHICLE	CURRENT VEHICLE	FLEET REC	#	FY19 BUDGET REQUEST	AGE	FASTER	DD FY17	MILEAGE/ HRS - FY17	MILEAGE/ HRS - LTD	MAINT$ FY17	MAINT$ LTD
01 ANIMAL SERVICES													
01901002	00100	FORD F250 KENNEL BOX EXT CAB 4X2	2008 FORD F-250 EXT CAB	Yes	1	47,765	10	13.4	30	17,016	170,105	2,918	12,880
01901004	00100	FORD F250 KENNEL BOX EXT CAB 4X2	2008 FORD F-250 EXT CAB	Yes	1		10	14.0	44	8,457	199,990	2,722	14,885
01 ANIMAL SERVICES Total					2	47,765							
05 EMS/FIRE/RESCUE													
01905007	11200	FORD F550 WOODS TRUCK 4X4	2008 FORD F-550 WOODS 42	Yes	1	164,000	10	14.3	53	5,556	34,068	11,275	38,418
01905009	11200	FORD F150 CREW CAB 4X4	2005 FORD EXPLORER CV	Yes	1	90,000	13	14.4	18	4,040	107,500	861	10,993
01905019	11200	GEN-KW35 STATION 24	1994 SPECTRUM GENER KW35	Yes	1	38,200	24	15.0	0		918	374	22,435
05 EMS/FIRE/RESCUE Total					3	292,200							
08 WASTEWATER OPERATIONS													
01908007	40100	GEN-MULTIQUIP 60KW GENERATOR	2004 PERKINS GENER KW40	Yes	1	52,500	14	10.5	0	6	450	550	6,312
01908008	40100	GEN-MULTIQUIP 60KW GENERATOR	2004 PERKINS GENER KW60	Yes	1	52,500	14	10.2	0	5	165	687	6,026
01908012	40100	TIGER EQUIPMENT CONCRETE MIXER	2000 STOW CONCRETE MIXER	Yes	1	4,038	18	15.0	4		-	82	2,030
01908013	40100	7'X14' ENCLOSED CARGO TRAILER	2000 PACE TRAILER CARGO	Yes	1	3,937	18	15.0	38		-	638	9,562
01908026	40100	GEN-KW125	2000 ONAN GENER KW125	Yes	1	46,500	18	11.7	0		2,773	680	26,704
08 WASTEWATER OPERATIONS Total					5	159,475							
09 CENTRAL TRANSFER STATION OP													
01909007	40201	CATERPILLAR EXCAVATOR	2009 CATERPILLAR EXCAVATOR	No	1	313,686	9	14.1	110	1,972	14,778	19,341	110,842
09 CENTRAL TRANSFER STATION OP Total					1	313,686							
09 LANDFILL OPERATIONS PROGRAM													
01909002	40201	PARKING LOT SWEEPER - SCHWARZE INDUSTRIES	1992 FORD TRACTOR 4X4	No	1	74,760	26	20.0	27	-	15,659	2,358	25,691
09 LANDFILL OPERATIONS PROGRAM Total					1	74,760							
11 BUILDING													
01911006	10400	NEW-FORD F150 REG CAB 4X2	NEW	Yes	1	23,541			0			-	
01911007	10400	NEW-FORD F150 REG CAB 4X2	NEW	Yes	1	23,541			0			-	
01911008	10400	NEW-FORD F150 REG CAB 4X2	NEW	Yes	1	23,541			0			-	
01911009	10400	NEW-FORD F150 REG CAB 4X2	NEW	Yes	1	23,541			0			-	
01911010	10400	NEW-FORD F150 REG CAB 4X2	NEW	Yes	1	23,541			0			-	
11 BUILDING Total					5	117,705							
						1,005,591							

01901001 FORD F250 KENNEL BOX EXT CAB 4X2

Director - ALAN HARRIS
Department - 01 ADMINISTRATION DEPT
Program - 01 ANIMAL SERVICES
Fund - 00100 GENERAL FUND

Current Like Vehicles 8

Make	MODEL	SPECS	Budget
FORD	F250	780269-FORD F250 KENNEL BOX EXT CAB 4X2	$47,765

Justification

Specialized combo vehicle includes cab chassis and transport box for animals. Vehice is in poor condition with cosmetic defects. Vehicle has over 182,000 miles on it and has had an excessive amount of work orders. Annual average mileage normally 20 - 25,000 but has been less due to vacant position which has been filled.

Current Vehical and Statistics

Year	Make	Model	Acquisition Cost
2008	FORD	F-250 EXT CAB	$31,600

Recommended	Age	Maint. Ratio	Odometer	Score
Yes	10	44%	182,161.00	13.6

	Maint. Costs	Days Down
2015	$1,424	13
2016	$1,971	21
2017	$4,216	135
LTD	$13,997	









01901003 FORD F250 KENNEL BOX EXT CAB 4X2

Director - ALAN HARRIS
Department - 01 ADMINISTRATION DEPT
Program - 01 ANIMAL SERVICES
Fund - 00100 GENERAL FUND

Current Like Vehicles 8

Make	MODEL	SPECS	Budget
FORD	F250	780268-FORD F250 KENNEL BOX EXT CAB 4X2	$47,765

Justification

Specialized combo vehicle includes cab chassis and transport box for animals. Vehice is in poor condition with cosmetic defects and steering wheel worn down to metal. Vehicle has over 208,000 miles on it and annual average mileage normally 20 - 25,000

Current Vehical and Statistics

Year	Make	Model	Acquisition Cost
2008	FORD	F-250 EXT CAB	$31,600

Recommended	Age	Maint. Ratio	Odometer	Score
Yes	10	34%	208,730.00	12.6

	Maint. Costs	Days Down
2015	$1,217	14
2016	$2,376	3
2017	$2,226	17
LTD	$10,611	





01901005 FORD F250 KENNEL BOX EXT CAB 4X2

Director - ALAN HARRIS
Department - 01 ADMINISTRATION DEPT
Program - 01 ANIMAL SERVICES
Fund - 00100 GENERAL FUND

Current Like Vehicles 1

Make	MODEL	SPECS	Budget
FORD	F250	07442-FORD F250 KENNEL BOX EXT CAB 4X2	$29,349

Justification

Vehicle has high Faster score of 19.5 and high mileage. Existing vehicle is not capable of towing a large enclosed trailer for events/disasters.

Current Vehical and Statistics

Year	Make	Model	Acquisition Cost
2006	GMC	VAN	$12,460

Recommended	Age	Maint. Ratio	Odometer	Score
Yes	12	96%	146,719.00	19.5

	Maint. Costs	Days Down
2015	$171	5
2016	$739	15
2017	$1,312	17
LTD	$11,998	









01901007 FORD INTERCEPTOR SADAN FWD

Director - ALAN HARRIS
Department - 01 ADMINISTRATION DEPT
Program - 01 EMERGENCY MANAGEMENT
50% Fund - 00100 GENERAL FUND

Current Like Vehicles 1

50% Fund - 11908 DISASTER PERPAREDNESS FUND

Make	MODEL	SPECS	Budget
FORD	INTERCEPTOR SEDAN	04005-FORD INTERCEPTOR SADAN FWD	$24,383

Justification

16 year old vehicle with a 12 year life expectancy. Vehicle has had 1,458 hours of down time in the past year and has been brought to Fleet many times for A/C and heating problems.

Current Vehical and Statistics

Year	Make	Model	Acquisition Cost
2002	FORD	TAURUS SEDAN	$15,709

Recommended	Age	Maint. Ratio	Odometer	Score
No	16	44%	50,010.00	11.5

	Maint. Costs	Days Down
2015	$237	3
2016	$1,069	5
2017	$1,527	22
LTD	$6,903	









01904001 FORD TRANSIT T350 PASSENGER VAN

Director - JOE ABEL
Department - 04 LEISURE SERVICES DEPT
Program - 04 EXTENSION SERVICE
Fund - 00100 GENERAL FUND

Current Like Vehicles 1

Make	MODEL	SPECS	Budget
FORD	TRANSIT T350	06070172-FORD TRANSIT T350 PASSENGER VAN	$29,427

Justification

Current vehicle does not have enough seating capacity so participation is limited due to lack of space and at times have to use multiple vehicles. This vehicle seats 6 and requested vehicle seats 12. Issues include: have to be jump started if not used for a few days, 2 batteries installed last year, brake issues, electrical and radio issues, A/C issues, unusual smells of gas and like something burning. Dash cracking and separating from vents, rust in door frames, body and mechanics. Vehicle has broken down on a few occasions making staff fearful to drive distances as well as parent participants voicing concerns about vehicle transporting their children so rented a van for trips this past year.

Current Vehical and Statistics

Year	Make	Model	Acquisition Cost
2007	DODGE	CARAVAN	$16,238

Recommended	Age	Maint. Ratio	Odometer	Score
No	11	35%	100,563.00	12.3

	Maint. Costs	Days Down
2015	$783	6
2016	$1,516	26
2017	$900	29
LTD	$5,639	









01904002 FORD F250 REG CAB 4X4

Director - JOE ABEL
Department - 04 LEISURE SERVICES DEPT
Program - 04 GREENWAYS & TRAILS
Fund - 00100 GENERAL FUND

Current Like Vehicles 1

Make	MODEL	SPECS	Budget
FORD	F250	03038-FORD F250 REG CAB 4X4	$27,547

Justification

Have spent almost $2,000 on repairs in last 15 months. Faster score of 18.3 which is 2nd highest for Leisure Services. 11 work orders in past 2 years to try and keep running. Damage to front fenders, dents and rust along frame and body, had to replace some of the flooring because of rot due to age, patching with metal plates as needed, trouble starting. Downsizing from a F450 box truck to a F250 and enclosed trailer. This must be purchased in conjunction with the new request for an enclosed trailer.

Current Vehical and Statistics

Year	Make	Model	Acquisition Cost
2002	FORD	F-450 SUPER DUTY	$26,780

Recommended	Age	Maint. Ratio	Odometer	Score
Yes	16	84%	116,540.00	18.3

	Maint. Costs	Days Down
2015	$2,530	14
2016	$2,669	67
2017	$451	13
LTD	$22,595	









01904003 FORD F150 REG CAB 4X2

Director - JOE ABEL
Department - 04 LEISURE SERVICES DEPT
Program - 04 GREENWAYS & TRAILS
Fund - 00100 GENERAL FUND

Current Like Vehicles 2

Make	MODEL	SPECS	Budget
FORD	F150	24243-FORD F150 REG CAB 4X2	$23,413

Justification

Vehicle is 20 years old with over 152,000 miles on it and a Faster score of 16. Downsizing from a F350 to a F150. Have spent about $1,060 on repairs in the last 14 months. Age of vehicle makes it difficult to find replacement parts. Issues include: inside dash cracked, glove box door broken off, rust on body and frame, steering wheel squeaks, difficult to start, utility body doors broken, bed rusted through and had a temporary fix so it could be used last year.

Current Vehical and Statistics

Year	Make	Model	Acquisition Cost
1998	FORD	F-350 STD CAB	$28,469

Recommended	Age	Maint. Ratio	Odometer	Score
Yes	20	60%	152,520.00	16

	Maint. Costs	Days Down
2015	$344	6
2016	$1,418	19
2017	$732	7
LTD	$17,205	









01904005 FORD F150 REG CAB 4X2

Director - JOE ABEL
Department - 04 LEISURE SERVICES DEPT
Program - 04 RECREATIONAL ACTIVITIES & P
Fund - 00100 GENERAL FUND

Current Like Vehicles 9

Make	MODEL	SPECS	Budget
FORD	F150	03212-FORD F150 REG CAB 4X2	$23,413

Justification

Faster score of 18.8. Spent over $3,000 on repairs in last 14 months. Highest Faster score for Leisure Services. Starter going bad so difficult to start, gear box issues and doesn't always click into correct gear, exhaust smoke. Given to Sanlando by a different department around 2008 when original truck died that was assigned to park.

Current Vehical and Statistics

Year	Make	Model	Acquisition Cost
2002	FORD	F-150 EXT CAB	$17,879

Recommended	Age	Maint. Ratio	Odometer	Score
Yes	16	88%	125,606.00	18.8

	Maint. Costs	Days Down
2015	$1,047	10
2016	$1,698	12
2017	$2,356	21
LTD	$15,696	









01904015 CATERPILLAR SKIDSTEER 289D W/ ROTARY MOWER ATT

Director - JOE ABEL
Department - 04 LEISURE SERVICES DEPT
Program - 04 NATURAL LANDS
Fund - 00103 NATURAL LAND ENDOWMENT FUND

Current Like Vehicles 1

Make	MODEL	SPECS	Budget
CATERPILLAR	289D	NEW-CATERPILLAR SKIDSTEER 289D W/ 72INCH ROTARY MOWER ATT	$93,000

Justification

This equipment will be used to maintain the approximately 160 miles of trails, interior roads, and fire lines in greenway and natural land division. The quote to have a contractor perform this task for 1 cycle was $70,000. The lack of fire has inceased the necessary frequency for this task, requiring 2 cycles a year. Current budget allocates $40,000. This piece of equipment would have many additional uses, such as preperation for prescribed burns, and storm clean up.

Current Vehical and Statistics

Year	Make	Model	Acquisition Cost
0	0	NEW	$0

Recommended	Age	Maint. Ratio	Odometer	Score
Yes	0	0%	-	0

	Maint. Costs	Days Down
2015	$0	-
2016	$0	-
2017	$0	-
LTD	$0	

PICTURE

PICTURE

PICTURE

PICTURE

01905001 PIERCE IMPEL ENGINE

Director - JIM REYNOLDS
Department - 05 FIRE DEPT
Program - 05 EMS/FIRE/RESCUE
Fund - 11200 FIRE PROTECTION FUND

Current Like Vehicles 32

Make	MODEL	SPECS	Budget
PIERCE	IMPEL	24482-PIERCE IMPEL ENGINE	$655,000

Justification

This vehicle is 19 years old with a Faster score of 17.9. This vehicle has a 1250 GPM pump and carries 1250 gallons of water. It is a reserve fire engine that replaces front line fire engines that are out of service for repairs and maintenance. Unit is often out of service due to its own maintenance issues. This will be placed into front line status to replace aging fleet.

Current Vehical and Statistics

Year	Make	Model	Acquisition Cost
1999	PIERCE	RESERVE ENG.6	$229,984

Recommended	Age	Maint. Ratio	Odometer	Score
Yes	19	79%	176,393.00	17.9

	Maint. Costs	Days Down
2015	$5,212	24
2016	$19,864	67
2017	$5,868	35
LTD	$182,659	



01905002 PIERCE IMPEL ENGINE

Director - JIM REYNOLDS
Department - 05 FIRE DEPT
Program - 05 EMS/FIRE/RESCUE
Fund - 11200 FIRE PROTECTION FUND

Current Like Vehicles 32

Make	MODEL	SPECS	Budget
PIERCE	IMPEL	02038-PIERCE IMPEL ENGINE	$655,000

Justification

This vehicle is 17 years old with a Faster score of 15.7. This vehicle has a 1250 GPM pump and carries 1250 gallons of water. It is a reserve fire engine that replaces front line fire engines that are out of service for repairs and maintenance. Unit is often out of service due to its own maintenance issues. This will be placed into front line status to replace aging fleet.

Current Vehical and Statistics

Year	Make	Model	Acquisition Cost
2001	PIERCE	RESERVE ENG.7	$277,128

Recommended	Age	Maint. Ratio	Odometer	Score
Yes	17	57%	101,250.00	15.7

	Maint. Costs	Days Down
2015	$10,268	23
2016	$8,894	27
2017	$10,361	12
LTD	$157,966	



01905003 PIERCE WATER TANKER 6X4

Director - JIM REYNOLDS
Department - 05 FIRE DEPT
Program - 05 EMS/FIRE/RESCUE
Fund - 11200 FIRE PROTECTION FUND

Current Like Vehicles 4

Make	MODEL	SPECS	Budget
PIERCE	WATER TANKER	05213-PIERCE WATER TANKER 6X4	$400,000

Justification

This is currently a tractor tanker combo. This is attached to BCC# 65140 and will be replaced as a single chassis fire apparatus. This unit has a Faster score of 17.2 and 65140 has a score of 20. This is the third year it has been scheduled for replacement however, due to more emergent apparatus needs, it has been delayed and can no longer go without replacement.

Current Vehical and Statistics

Year	Make	Model	Acquisition Cost
2005	INTERNATIONAL	TANKER T-24	$84,248

Recommended	Age	Maint. Ratio	Odometer	Score
Yes	13	61%	55,863.00	17.2

	Maint. Costs	Days Down
2015	$3,861	11
2016	$4,429	10
2017	$5,575	2
LTD	$51,115	



01905004 FORD ALS TRANSPORT BRAUN

Director - JIM REYNOLDS
Department - 05 FIRE DEPT
Program - 05 EMS/FIRE/RESCUE
Fund - 11200 FIRE PROTECTION FUND

Current Like Vehicles 28

Make	MODEL	SPECS	Budget
FORD	BRAUN	03958-FORD ALS TRANSPORT BRAUN	$285,000

Justification

This ALS transport is 16 years old with a Faster score of 15.7. This vehicle carries both ALS transport equipment as well as firefighting tools for assignment on fire related incidents. It responds to all types of natural and manmade incidents and disasters. It is a reserve ALS transport that replaces front line ALS transports that are out of service for repairs and maintenance. Unit is often out of service due to its own maintenance issues. This will be placed into front line status to replace aging fleet.

Current Vehical and Statistics

Year	Make	Model	Acquisition Cost
2003	INTERNATIONAL	RESERVE RES.5	$168,295

Recommended	Age	Maint. Ratio	Odometer	Score
Yes	15	76%	202,641.00	17.6

	Maint. Costs	Days Down
2015	$17,058	102
2016	$7,855	33
2017	$10,510	39
LTD	$127,873	





01905005 FORD ALS TRANSPORT BRAUN

Director - JIM REYNOLDS
Department - 05 FIRE DEPT
Program - 05 EMS/FIRE/RESCUE
Fund - 11200 FIRE PROTECTION FUND

Current Like Vehicles 28

Make	MODEL	SPECS	Budget
FORD	BRAUN	03955-FORD ALS TRANSPORT BRAUN	$285,000

Justification

This ALS transport is 15 years old with a Faster score of 16. This vehicle carries both ALS transport equipment as well as firefighting tools for assignment on fire related incidents. It responds to all types of natural and manmade incidents and disasters. It is a reserve ALS transport that replaces front line ALS transports that are out of service for repairs and maintenance. Unit is often out of service due to its own maintenance issues. This will be placed into front line status to replace aging fleet.

Current Vehical and Statistics

Year	Make	Model	Acquisition Cost
2003	INTERNATIONAL	RESERVE RES.6	$167,295

Recommended	Age	Maint. Ratio	Odometer	Score
Yes	15	60%	197,855.00	16

	Maint. Costs	Days Down
2015	$9,956	46
2016	$11,652	31
2017	$10,912	18
LTD	$100,421	





01905006 FORD ALS TRANSPORT BRAUN

Director - JIM REYNOLDS
Department - 05 FIRE DEPT
Program - 05 EMS/FIRE/RESCUE
Fund - 11200 FIRE PROTECTION FUND

Current Like Vehicles 28

Make	MODEL	SPECS	Budget
FORD	BRAUN	04865-FORD ALS TRANSPORT BRAUN	$285,000

Justification

This ALS transport is 15 years old with a Faster score of 16.6. This vehicle carries both ALS transport equipment as well as firefighting tools for assignment on fire related incidents. It responds to all types of natural and manmade incidents and disasters. It is a reserve ALS transport that replaces front line ALS transports that are out of service for repairs and maintenance. Unit is often out of service due to its own maintenance issues. This will be placed into front line status to replace aging fleet.

Current Vehical and Statistics

Year	Make	Model	Acquisition Cost
2003	INTERNATIONAL	RESERVE RES.4	$161,164

Recommended	Age	Maint. Ratio	Odometer	Score
Yes	15	66%	136,253.00	16.6

	Maint. Costs	Days Down
2015	$6,915	16
2016	$5,406	22
2017	$7,701	23
LTD	$106,229	









01905008 FORD F550 WOODS TRUCK 4X4

Director - JIM REYNOLDS
Department - 05 FIRE DEPT
Program - 05 EMS/FIRE/RESCUE
Fund - 11200 FIRE PROTECTION FUND

Current Like Vehicles 1

Make	MODEL	SPECS	Budget
FORD	F550	01374-FORD F550 WOODS TRUCK 4X4	$164,000

Justification

This vehicle is 18 years old with a Faster score of 20. Brush/woods trucks are used for going off road to extinguish fires that are considered woods or brush fires that are not reachable by the regular fire engines.

Current Vehical and Statistics

Year	Make	Model	Acquisition Cost
2000	FORD	F-450 WOODS11	$44,626

Recommended	Age	Maint. Ratio	Odometer	Score
Yes	18	122%	44,206.00	20

	Maint. Costs	Days Down
2015	$2,338	23
2016	$964	3
2017	$4,515	18
LTD	$54,544	







01905010 FORD F250 CREW CAB 4X4

Director - JIM REYNOLDS
Department - 05 FIRE DEPT
Program - 05 EMS/FIRE/RESCUE
Fund - 11200 FIRE PROTECTION FUND

Current Like Vehicles 11

Make	MODEL	SPECS	Budget
FORD	F250	04008-FORD F250 CREW CAB 4X4	$59,140

Justification

This vehicle is 17 years old with a Faster score of 15.8. This is a smaller truck that does not meet the needs of this position.

Current Vehical and Statistics

Year	Make	Model	Acquisition Cost
2002	FORD	EXPLORER	$20,888

Recommended	Age	Maint. Ratio	Odometer	Score
Yes	16	50%	143,324.00	15

	Maint. Costs	Days Down
2015	$882	10
2016	$1,382	15
2017	$715	11
LTD	$10,397	





01905011 FORD EXPLORER AWD

Director - JIM REYNOLDS
Department - 05 FIRE DEPT
Program - 05 EMS/FIRE/RESCUE
Fund - 11200 FIRE PROTECTION FUND

Current Like Vehicles 3

Make	MODEL	SPECS	Budget
FORD	EXPLORER	04126-FORD EXPLORER AWD	$39,800

Justification

This is a 17 year old vehicle used by the PIO for incidents and outreach events. Many parts are hard to locate during repair due to the age.

Current Vehical and Statistics

Year	Make	Model	Acquisition Cost
2001	CHEVROLET	S10 BLAZER	$21,834

Recommended	Age	Maint. Ratio	Odometer	Score
Yes	17	60%	110,689.00	20.6

	Maint. Costs	Days Down
2015	$588	5
2016	$135	3
2017	$3,209	73
LTD	$13,176	





01905012 FORD ESCAPE

Director - JIM REYNOLDS
Department - 05 FIRE DEPT
Program - 05 EMS/FIRE/RESCUE
Fund - 11200 FIRE PROTECTION FUND

Current Like Vehicles 3

Make	MODEL	SPECS	Budget
FORD	ESCAPE	05211-FORD ESCAPE	$48,200

Justification

This vehicle is 16 years old with a Faster score of 17. It is used by the Fire Prevention staff for conducting fire safety inspections, site reviews, and fire investigations. The current vehicle has outlived its useful life and is not compatible with the current mission of Fire Prevention.

Current Vehical and Statistics

Year	Make	Model	Acquisition Cost
2004	FORD	RANGER EXT CAB	$17,085

Recommended	Age	Maint. Ratio	Odometer	Score
Yes	14	75%	109,049.00	17

	Maint. Costs	Days Down
2015	$3,249	57
2016	$1,480	25
2017	$2,958	19
LTD	$12,869	



01905013 FORD TRANSIT T250 CARGO VAN

Director - JIM REYNOLDS
Department - 05 FIRE DEPT
Program - 05 EMS/FIRE/RESCUE
Fund - 11200 FIRE PROTECTION FUND

Current Like Vehicles 1

Make	MODEL	SPECS	Budget
FORD	TRANSIT T350	02759-FORD TRANSIT T250 CARGO VAN	$42,400

Justification

This is a 16 year olf logistics transport van. It has a Faster score of 23.7 as well as rusted roof. The maintenance cost ratio is 92.2%.

Current Vehical and Statistics

Year	Make	Model	Acquisition Cost
2002	FORD	VAN E250	$19,055

Recommended	Age	Maint. Ratio	Odometer	Score
Yes	16	92%	107,083.00	23.7

	Maint. Costs	Days Down
2015	$949	14
2016	$1,297	7
2017	$904	11
LTD	$17,571	





01905014 FORD F150 EXT CAB 4X2

Director - JIM REYNOLDS
Department - 05 FIRE DEPT
Program - 05 EMS/FIRE/RESCUE
Fund - 11200 FIRE PROTECTION FUND

Current Like Vehicles 11

Make	MODEL	SPECS	Budget
FORD	F150	01418-FORD F150 EXT CAB 4X2	$31,500

Justification

This vehicle is 18 years old with a Faster score of 20.3. It is used by our resource manager to move equipment, vehicles, stock and staff from County and non-County locations that are needed to support the mission of the Fire Department.

Current Vehical and Statistics

Year	Make	Model	Acquisition Cost
2000	FORD	F-150 EXT CAB	$18,579

Recommended	Age	Maint. Ratio	Odometer	Score
Yes	18	53%	125,405.00	20.3

	Maint. Costs	Days Down
2015	$977	3
2016	$2,033	17
2017	$502	13
LTD	$9,798	



01905015 KUBOTA UTV 4X4

Director - JIM REYNOLDS
Department - 05 FIRE DEPT
Program - 05 EMS/FIRE/RESCUE
Fund - 11200 FIRE PROTECTION FUND

Current Like Vehicles 5

Make	MODEL	SPECS	Budget
KUBOTA	RTVX1140W	04647-KUBOTA UTV 4X4	$18,000

Justification

The current club golf cart housed at the FTC is over 17 years old and has not performed well when untilized at our annul events such as the Highland Games, Red Hot and Boom, Winter Springs July 4th Fireworks Celebration, Cranes Roost events, numerous soccer tournaments and more. This golf cart has had mechanical failures on every event for the last several years. Because pt. transport capable units are in high demand at events it is imperative this golf cart style pt. transport unit be replaced in order to keep the front line, response ready UTVs at their respective stations.

Current Vehical and Statistics

Year	Make	Model	Acquisition Cost
2001	CLUB CAR	GOLF CART	$8,398

Recommended	Age	Maint. Ratio	Odometer	Score
Yes	17	29%	310.00	9.2

	Maint. Costs	Days Down
2015	$283	1
2016	$188	0
2017	$194	3
LTD	$2,465	



01905016 POLARIS RANGER 900 UTV 4x4

Director - JIM REYNOLDS
Department - 05 FIRE DEPT
Program - 05 EMS/FIRE/RESCUE
Fund - 11200 FIRE PROTECTION FUND

Current Like Vehicles 3

Make	MODEL	SPECS	Budget
POLARIS	RANGER 900	24459-POLARIS RANGER 900 UTV 4x4	$17,000

Justification

ATV at station 34 is 20 years old and does not contain a pt. transport area. This older style ATV allows pt. removal/transport on the trailes by utilizing the tow trailer, which transports the ATV to the trail scene, and placing the pt. in the back of the trailer. This ATV/trailer system requires additional time on scene so that trailer can be towed by the ATV for pt. removal/transport to a rescue. By replacing the old Honda ATV with a Polaris containing an emergency medical rescue slid in skid unit, our department maintains standardization with other trail rescue UTVs and crew to patient contact time is reduced as there is no trailer/pt. transport to attach for towing.

Current Vehical and Statistics

Year	Make	Model	Acquisition Cost
1998	HONDA	ATV	$4,800

Recommended	Age	Maint. Ratio	Odometer	Score
Yes	20	144%	—	15

	Maint. Costs	Days Down
2015	$93	0
2016	$719	30
2017	$239	11
LTD	$6,891	



01905017 PIERCE WATER TANKER 6X4

Director - JIM REYNOLDS
Department - 05 FIRE DEPT
Program - 05 EMS/FIRE/RESCUE
Fund - 11200 FIRE PROTECTION FUND

Current Like Vehicles 4

Make	MODEL	SPECS	Budget
PIERCE	TANKER	65140-PIERCE WATER TANKER 6X4	PART OF 05213

Justification

This is currently a tractor tanker combo. This is attached to BCC# 05213 and will be replaced as a single chassis fire apparatus. This unit has a Faster score of 20 and 05213 has a score of 17.2. This is the third year it has been scheduled for replacement however, due to more emergent apparatus needs, it has been delayed and can no longer go without replacement. Budget amount included with the Budget request for BCC 05213 as the replacement for BCC 05213 and BCC 65140 will be a single chassis fire apparatus. Combined

Current Vehical and Statistics

Year	Make	Model	Acquisition Cost
1979	POLAR	TANKER T-24	$4,841

Recommended	Age	Maint. Ratio	Odometer	Score
Yes	39	1816%	—	20

	Maint. Costs	Days Down
2015	$2,134	3
2016	$3,884	4
2017	$464	1
LTD	$87,909	



01907001 FORD F150 EXT CAB 4X4

Director - JEAN JREIJ
Department - 07 PUBLIC WORKS DEPT
Program - 07 DEVELOPMENT REVIEW ENGINEER
Fund - 00100 GENERAL FUND

Current Like Vehicles 59

Make	MODEL	SPECS	Budget
FORD	F150	07187-FORD F150 EXT CAB 4X4	$28,273

Justification

Vehicle is 12 years old with a Faster score of 16.8 and a maintenance cost ratio of 67.7% with over 210,000 miles. It has numerous issues including: foggy headlights, bed liner deteriorating, holes/rips in driver front seat and has continuous A/C problems. This unit has outlived its useful life by mileage and just hit its life expectancy of 12 years.

Current Vehical and Statistics

Year	Make	Model	Acquisition Cost
2006	FORD	F-150 EXT CAB	$21,147

Recommended	Age	Maint. Ratio	Odometer	Score
Yes	12	68%	205,277.00	16.8

	Maint. Costs	Days Down
2015	$2,139	40
2016	$1,851	26
2017	$1,556	29
LTD	$14,308	



01907002 FORD F150 EXT CAB 4X4

Director - JEAN JREIJ
Department - 07 PUBLIC WORKS DEPT
Program - 07 DEVELOPMENT REVIEW ENGINEER
Fund - 00100 GENERAL FUND

Current Like Vehicles 59

Make	MODEL	SPECS	Budget
FORD	F150	06531-FORD F150 EXT CAB 4X4	$28,273

Justification

Vehicle is 13 years old with a Faster score of 16.5 and maintenance cost ratio of 64.8%. It has numerous issues including: cracks in driver seat vinyl, frayed seat belt, cosmetic scrapes and dents on doors, foggy headlights, transmission shifts hard into 2nd gear on upshift. The transmission had to be replaced and it has continuous A/C problems. This vehicle has over 162,000 miles on it and has outlived its useful life by mileage and age.

Current Vehical and Statistics

Year	Make	Model	Acquisition Cost
2005	FORD	F-150 EXT CAB	$21,417

Recommended	Age	Maint. Ratio	Odometer	Score
Yes	13	65%	162,927.00	16.5

	Maint. Costs	Days Down
2015	$1,739	36
2016	$3,488	92
2017	$747	7
LTD	$13,888	



01907003 FORD TRANSIT T150 CARGO VAN

Director - JEAN JREIJ
Department - 07 PUBLIC WORKS DEPT
Program - 07 FACILITIES
Fund - 00100 GENERAL FUND

Current Like Vehicles 15

Make	MODEL	SPECS	Budget
FORD	TRANSIT T150	20955-FORD TRANSIT T150 CARGO VAN	$29,676

Justification

Vehicle is 22 years old with over 123,000 miles on it and a Faster score of 19.5. The maintenance cost ratio is 95.3%. Vehicle has outlived it's useful life and has chipping paint and most of the roof is rusted solid with some areas missing.

Current Vehical and Statistics

Year	Make	Model	Acquisition Cost
1996	FORD	VAN E250	$19,775

Recommended	Age	Maint. Ratio	Odometer	Score
Yes	22	95%	123,206.00	19.5

	Maint. Costs	Days Down
2015	$1,162	16
2016	$1,661	27
2017	$2,260	45
LTD	$18,853	








01907004 NEW-GENSET CONTROL SYSTEM/DOCKING STATION

Director - JEAN JREIJ
Department - 07 PUBLIC WORKS DEPT
Program - 07 FLEET MANAGEMENT
Fund - 00100 GENERAL FUND

Current Like Vehicles #N/A

Make	MODEL	SPECS	Budget
GENSET	CONTROLLER/DOCKING STATION	NEW-GENSET CONTROL SYSTEM/DOCKING STATION	$389,135

Justification

Exisitng controllers are obsolete and need to be updated and docking station is needed for controller upgrade. This request goes with the Auto Transfer Switch request because to do one you have to do the other. Child to generators 57 & 58.

Current Vehical and Statistics

Year	Make	Model	Acquisition Cost
0	0	NEW	$0

Recommended	Age	Maint. Ratio	Odometer	Score
Yes	0	0%	-	0

	Maint. Costs	Days Down
2015	$0	-
2016	$0	-
2017	$0	-
LTD	$0	

PICTURE

PICTURE

PICTURE

PICTURE

01907005 NEW-GENSET AUTO TRANSFER SWITCH

Director - JEAN JREIJ
Department - 07 PUBLIC WORKS DEPT
Program - 07 FLEET MANAGEMENT
Fund - 00100 GENERAL FUND

Current Like Vehicles #N/A

Make	MODEL	SPECS	Budget
GENSET	AUTO TRANSFER SWITCH	NEW-GENSET AUTO TRANSFER SWITCH	$201,600

Justification

Existing Automatic Transfer Switch is obsolete because it is controlled by the controller which we are also requesting to be upgraded. This request goes with the controller update/docking station request because to do one you have to do the other. Child to Generators 57 & 58.

Current Vehical and Statistics

Year	Make	Model	Acquisition Cost
0	0	NEW	$0

Recommended	Age	Maint. Ratio	Odometer	Score
Yes	0	0%	-	0

	Maint. Costs	Days Down
2015	$0	-
2016	$0	-
2017	$0	-
LTD	$0	

PICTURE

PICTURE

PICTURE

PICTURE

01907006 FORD F450 GENERATOR MAINT/REPAIR TRUCK 4X4

Director - JEAN JREIJ
Department - 07 PUBLIC WORKS DEPT
Program - 07 FLEET MANAGEMENT
Fund - 00100 GENERAL FUND

Current Like Vehicles 15

Make	MODEL	SPECS	Budget
FORD	F450	24215-FORD F450 GENERATOR MAINT/REPAIR TRUCK 4X4	$49,405

Justification

Due to engine problems this vehicle was sent to surplus 8/21/17 and Fleet has been using a pool vehicle to hold us over until new budget requests became available. This truck was 18 years old with a Faster score of 18.5. This unit has outlived its useful life and we have spent a total of $33,602 on maintenance and repairs. Has been in the shop 8 times last year for several mechanical issues for a total of 34.4 days of down time.

Current Vehical and Statistics

Year	Make	Model	Acquisition Cost
1999	FORD	F-450 SUPER DUTY	$39,586

Recommended	Age	Maint. Ratio	Odometer	Score
Yes	19	85%	212,994.00	18.5

	Maint. Costs	Days Down
2015	$0	-
2016	$0	-
2017	$0	-
LTD	$33,602	









01907007 INT'L WORKSTAR 7500 - ROLL OFF CHASSIS AND DUMPSTER

Director - JEAN JREIJ
Department - 07 PUBLIC WORKS DEPT
Program - 07 ROADS-STORMWATER R&M
Fund - 10101 TRANSPORTATION TRUST FUND

Current Like Vehicles 17

Make	MODEL	SPECS	Budget
INT'L	WORKSTAR 7500	02000-INT'L WORKSTAR 7500 30YD ROLL OFF CHASSIS AND DUMPSTER	$172,529

Justification

This vehicle is 17 years old with a Faster score of 19.8. It has outlived its useful life and its maintenance vs acquisition cost ratio is 119.76%. This truck has extensive wear and tear to the bed and body and has had numerous mechanical failures. It has been in the shop 5 times in the past year. Looking at replacing this unit with a truck outfitted with a roll off hoist and 30 yard container and will be used in tandem with our clam truck for debris removal. Will be used for storm cleanup as well.

Current Vehical and Statistics

Year	Make	Model	Acquisition Cost
2001	INTERNATIONAL	4700 CREW DUMP	$54,654

Recommended	Age	Maint. Ratio	Odometer	Score
Yes	17	123%	143,993.00	19.8

	Maint. Costs	Days Down
2015	$4,562	31
2016	$5,570	35
2017	$2,254	25
LTD	$67,123	







PICTURE

01907008 VIBRATING MATERIAL SCREEN

Director - JEAN JREIJ
Department - 07 PUBLIC WORKS DEPT
Program - 07 ROADS-STORMWATER R&M
Fund - 10101 TRANSPORTATION TRUST FUND

Current Like Vehicles 2

Make	MODEL	SPECS	Budget
MGL	EX 1 SCALPING SCREEN	00873-MGL EX 1 SCALPING SCREEN VIBRATING MATERIAL SCREEN	$141,750

Justification

This power screen is 19 years old with a Faster score of 18.2. Unit has outlived its useful life and its maintenance vs acquisition cost ratio is 107.12%. This unit has extensive rust and has had numerous mechanical failures. It has been in the shop 5 times for a total of 38.8 days down last year.

Current Vehical and Statistics

Year	Make	Model	Acquisition Cost
1999	POWER	POWER GRIDMKII	$82,500

Recommended	Age	Maint. Ratio	Odometer	Score
Yes	19	108%	1,126.00	18.5

	Maint. Costs	Days Down
2015	$11,303	57
2016	$8,792	93
2017	$3,537	136
LTD	$88,899	





01907009 INT'L WORKSTAR 7400 - 12/14 YD DUMP TRUCK

Director - JEAN JREIJ
Department - 07 PUBLIC WORKS DEPT
Program - 07 ROADS-STORMWATER R&M
Fund - 10101 TRANSPORTATION TRUST FUND

Current Like Vehicles 17

Make	MODEL	SPECS	Budget
INT'L	WORKSTAR 7400	24495-INT'L WORKSTAR 7400 12/14 YD DUMP TRUCK	$127,574

Justification

This dump truck is 18 years old with a Faster score of 19.2. It has outlived its useful life and its maintenance vs acquisition cost ratio is 164.19%. This truck has extensive rust areas on the bed and body and has had numerous mechanical failures. It has been in the shop 12 times totaling 34.4 days of down time in the last year.

Current Vehical and Statistics

Year	Make	Model	Acquisition Cost
2000	STERLING	L7501 DUMP	$58,615

Recommended	Age	Maint. Ratio	Odometer	Score
Yes	18	165%	209,879.00	19.2

	Maint. Costs	Days Down
2015	$9,611	57
2016	$5,819	20
2017	$10,317	118
LTD	$96,719	









01907010 INT'L WORKSTAR 7400 - 12/14 YD DUMP TRUCK

Director - JEAN JREIJ
Department - 07 PUBLIC WORKS DEPT
Program - 07 ROADS-STORMWATER R&M
Fund - 10101 TRANSPORTATION TRUST FUND

Current Like Vehicles 17

Make	MODEL	SPECS	Budget
INT'L	WORKSTAR 7400	00663-INT'L WORKSTAR 7400 12/14 YD DUMP TRUCK	$127,574

Justification

This dump truck is 18 years old with a Faster score of 18.3. It has outlived its useful life and its maintenance vs acquisition cost ratio is 191.19%. This truck has extensive rust areas on the bed and body and has had numerous mechanical failures. It has been in the shop 19 times totaling 30.5 days of down time last year.

Current Vehical and Statistics

Year	Make	Model	Acquisition Cost
2000	INTERNATIONAL	4900 DUMP TRUCK	$57,488

Recommended	Age	Maint. Ratio	Odometer	Score
No	18	193%	168,198.00	18.4

	Maint. Costs	Days Down
2015	$16,278	90
2016	$3,000	18
2017	$5,411	107
LTD	$111,198	









01907011 INT'L WORKSTAR 7500 - 4000 GALLON WATER TANKER 6X4

Director - JEAN JREIJ
Department - 07 PUBLIC WORKS DEPT
Program - 07 ROADS-STORMWATER R&M
Fund - 10101 TRANSPORTATION TRUST FUND

Current Like Vehicles 1

Make	MODEL	SPECS	Budget
INT'L	WORKSTAR 7500	19885-INT'L WORKSTAR 7500 4000 GALLON WATER TANKER 6X4	$112,440

Justification

This truck is 23 years old with a Faster score of 17. This vehicle has outlived its useful life and its maintenance vs acquisition cost ratio is 134.64%. This truck has extensive rust areas on the body and has had numerous mechanical failures. It has been in the shop 1 time totaling 73.1 days od down time in the last year.

Current Vehical and Statistics

Year	Make	Model	Acquisition Cost
1995	FORD	L8000 WATER	$51,956

Recommended	Age	Maint. Ratio	Odometer	Score
No	23	135%	98,310.00	17

	Maint. Costs	Days Down
2015	$2,304	16
2016	$4,735	16
2017	$2,334	233
LTD	$70,152	







PICTURE

01907012 CATERPILLAR SKIDSTEER 289D

Director - JEAN JREIJ
Department - 07 PUBLIC WORKS DEPT
Program - 07 ROADS-STORMWATER R&M
Fund - 10101 TRANSPORTATION TRUST FUND

Current Like Vehicles 6

Make	MODEL	SPECS	Budget
CATERPILLAR	289D	04491-CATERPILLAR SKIDSTEER 289D	$72,815

Justification

This loader is 15 years old with a Faster score of 17.4. It has outlived its useful life and maintenance vs acquisition cost ratio is 124.4%. This unit has extensive wear and tear and numerous mechanical failures. It has been in the shop 3 times last year for a total of 56 days.

Current Vehical and Statistics

Year	Make	Model	Acquisition Cost
2003	CATERPILLAR	SKID STEER	$38,231

Recommended	Age	Maint. Ratio	Odometer	Score
No	15	124%	1,977.00	18.3

	Maint. Costs	Days Down
2015	$680	2
2016	$1,615	19
2017	$1,005	7
LTD	$47,420	



PICTURE



PICTURE

01907013 FORD F150 EXT CAB 4X4

Director - JEAN JREIJ
Department - 07 PUBLIC WORKS DEPT
Program - 07 ROADS-STORMWATER R&M
Fund - 10101 TRANSPORTATION TRUST FUND

Current Like Vehicles 59

Make	MODEL	SPECS	Budget
FORD	F150	24517-FORD F150 EXT CAB 4X4	$34,061

Justification

Truck is 20 years old with a Faster score of 17.2. Vehicle has not only outlived its useful life but its maintenance vs cost ratio is 72.47%. Truck has extensive wear on the bed and body and has had numerous mechanical failures.

Current Vehical and Statistics

Year	Make	Model	Acquisition Cost
1998	FORD	F-150 EXT CAB	$21,399

Recommended	Age	Maint. Ratio	Odometer	Score
Yes	20	73%	127,481.00	17.3

	Maint. Costs	Days Down
2015	$621	14
2016	$1,335	12
2017	$1,863	19
LTD	$15,672	







PICTURE

01907014 FORD F250 CREW CAB 4X4

Director - JEAN JREIJ
Department - 07 PUBLIC WORKS DEPT
Program - 07 ROADS-STORMWATER R&M
Fund - 10101 TRANSPORTATION TRUST FUND

Current Like Vehicles 10

Make	MODEL	SPECS	Budget
FORD	F250	00211-FORD F250 CREW CAB 4X4	$33,336

Justification

Truck is 19 years old with a Faster score of 20. Not only has it outlived its usefull life but its maintenance vs acquisition cost ratio is 134.38%. This truck has extensive rust areas on the bed and body and has had numerous mechanical failures. Was in the shop 14 times for a total of 18 days of down time in the last year.

Current Vehical and Statistics

Year	Make	Model	Acquisition Cost
1999	FORD	F-350 CREW CAB	$27,371

Recommended	Age	Maint. Ratio	Odometer	Score
Yes	19	142%	256,055.00	20

	Maint. Costs	Days Down
2015	$2,391	7
2016	$4,206	70
2017	$3,362	60
LTD	$38,778	







PICTURE

01907016 VERMEER STUMP GRINDER

Director - JEAN JREIJ
Department - 07 PUBLIC WORKS DEPT
Program - 07 ROADS-STORMWATER R&M
Fund - 10101 TRANSPORTATION TRUST FUND

Current Like Vehicles 1

Make	MODEL	SPECS	Budget
VERMEER	SC30TX	01363-VERMEER SC30TX STUMP GRINDER	$20,453

Justification

Current stump grinder is 18 years old with Faster score of 10.3. Unit has outlived its useful life and maintenance vs cost ratio is 53.32%. Unit has had numerous mechanical failures. It has been in the shop 5 times for a total of 8.9 days of down time last year. Looking to downgrade to a smaller model that is less expensive and easier to use in the field.

Current Vehical and Statistics

Year	Make	Model	Acquisition Cost
2000	VERMEER	STUMP GRINDER	$30,891

Recommended	Age	Maint. Ratio	Odometer	Score
No	18	53%	494.00	10.3

	Maint. Costs	Days Down
2015	$652	3
2016	$221	1
2017	$1,286	27
LTD	$16,471	







PICTURE

01907018 CATERPILLAR BRUSH CUTTER ATTACHMENT

Director - JEAN JREIJ
Department - 07 PUBLIC WORKS DEPT
Program - 07 ROADS-STORMWATER R&M
Fund - 10101 TRANSPORTATION TRUST FUND

Current Like Vehicles 1

Make	MODEL	SPECS	Budget
CATERPILLAR	BR160	02888-CATERPILLAR BRUSH CUTTER ATTACHMENT BR160	$5,749

Justification

This unit is 16 years old with a maintenance to cost ratio of 414%. This is a 60" brush cutting attachment for the Stormwater field operation skid steer BCC 57196. It is used frequently and repaired frequently. The attachments for this particular skid steer require high flow hydraulics.

Current Vehical and Statistics

Year	Make	Model	Acquisition Cost
2002	BOBCAT	BRUSH CAT	$3,626

Recommended	Age	Maint. Ratio	Odometer	Score
Yes	16	407%	—	15

	Maint. Costs	Days Down
2015	$673	5
2016	$204	0
2017	$835	119
LTD	$14,741	



PICTURE



PICTURE

01907019 INT'L DURASTAR MV607 FUEL BODY 4X2

Director - JEAN JREIJ
Department - 07 PUBLIC WORKS DEPT
Program - 07 ROADS-STORMWATER R&M
Fund - 10101 TRANSPORTATION TRUST FUND

Current Like Vehicles 1

Make	MODEL	SPECS	Budget
INT'L	DURASTAR MV607	06940-INT'L DURASTAR MV607 FUEL BODY 4X2	$170,000

Justification

The fuel truck is 12 years old with 131,595 miles and a Faster score of 19.4. It has not only outlived its useful life but its maintenance vs cost acquisition ratio is 148%. This truck has extensive rust areas on the bed and body and has had numerous mechanical failures. This unit has been in the shop 5 times in the last year. Not only is this the only fuel truck assigned to Roads-Stormwater division for equipment fueling in the field, we also provide some fueling services for Fire Department,various tanks and generators throughout the County, and sometimes Sheriff's office.

Current Vehical and Statistics

Year	Make	Model	Acquisition Cost
2006	INTERNATIONAL	4700 FUEL TRUCK	$51,748

Recommended	Age	Maint. Ratio	Odometer	Score
Yes	12	149%	134,238.00	19.5

	Maint. Costs	Days Down
2015	$9,247	44
2016	$6,746	13
2017	$3,631	6
LTD	$77,029	









01907020 FORD F450 EXT CAB 4X4 DRW W/ SPRAYER

Director - JEAN JREIJ
Department - 07 PUBLIC WORKS DEPT
Program - 07 ROADS-STORMWATER R&M
Fund - 10101 TRANSPORTATION TRUST FUND

Current Like Vehicles 15

Make	MODEL	SPECS	Budget
FORD	F450	19095-FORD F450 EXT CAB 4X4 DRW W/ SPRAYER	$71,000

Justification

Vehicle is 24 years old with a Faster score of 18.7. It has not only outlived its useful life but its maintenance vs acquisition cost ratio is 119%. This truck has extensive rust areas on the bed and body and has had numerous mechanical failures. Looking to downsize from the current F700 to an F550 with 4 wheel drive and off road tires. Will also be replacing the 1998 Norstar spray unit with BCC 05291 which sits on the back and is operated by a gas pont motor. The size of the current unit limits its ability to operate along canals and ponds, which is a focus of our herbicide program. The new unit will be lower to the ground allowing for greater visibility and safety.

Current Vehical and Statistics

Year	Make	Model	Acquisition Cost
1994	FORD	F-700 HERB4X4	$43,985

Recommended	Age	Maint. Ratio	Odometer	Score
Yes	24	119%	114,620.00	18.8

	Maint. Costs	Days Down
2015	$3,125	9
2016	$2,948	15
2017	$407	94
LTD	$52,182	







PICTURE

01907021 FORD F550 EXT CAB 4X4 BUCKET TRUCK

Director - JEAN JREIJ
Department - 07 PUBLIC WORKS DEPT
Program - 07 TRAFFIC OPERATIONS
Fund - 10101 TRANSPORTATION TRUST FUND

Current Like Vehicles 4

Make	MODEL	SPECS	Budget
FORD	F550	04564-FORD F550 EXT CAB 4X4 BUCKET TRUCK	$110,150

Justification

Faster score of 16.6 with a maintenance cost ratio of 76%. This unit is used on a daily basis to perform all facets of traffic signal/ITS maintenance to include daily trouble calls. It is required to carry all necessary equipment and supplies along with sensitive electronic equipment to perform maintenance in shortest period of time. This unit is equipped to tow all Traffic's rolling stock county wide including many construction sites.

Current Vehical and Statistics

Year	Make	Model	Acquisition Cost
2003	INTERNATIONAL	4700 BUCKET TRUCK	$92,309

Recommended	Age	Maint. Ratio	Odometer	Score
Yes	15	76%	119,932.00	16.6

	Maint. Costs	Days Down
2015	$13,245	64
2016	$863	2
2017	$2,242	17
LTD	$70,163	







01907022 FORD F450 FLATBED SIGN TRUCK W/ CRANE 4X4

Director - JEAN JREIJ
Department - 07 PUBLIC WORKS DEPT
Program - 07 TRAFFIC OPERATIONS
Fund - 10101 TRANSPORTATION TRUST FUND

Current Like Vehicles 15

Make	MODEL	SPECS	Budget
FORD	F450	06518-FORD F450 FLATBED SIGN TRUCK W/ CRANE 4X4	$83,052

Justification

This vehicle is in poor condition. It exceeds service life, Faster score and has become unreliable. Current Faster scor is 19.5 and maintenance cost ratio is 95%.

Current Vehical and Statistics

Year	Make	Model	Acquisition Cost
2005	FORD	F-450 SUPER DUTY	$50,219

Recommended	Age	Maint. Ratio	Odometer	Score
Yes	13	95%	121,481.00	19.5

	Maint. Costs	Days Down
2015	$5,085	99
2016	$6,859	40
2017	$2,763	109
LTD	$47,710	









01907023 FORD F150 EXT CAB 4X4

Director - JEAN JREIJ
Department - 07 PUBLIC WORKS DEPT
Program - 07 TRAFFIC OPERATIONS
Fund - 10101 TRANSPORTATION TRUST FUND

Current Like Vehicles 59

Make	MODEL	SPECS	Budget
FORD	F150	01117-FORD F150 EXT CAB 4X4	$32,753

Justification

This vehicle is in poor condition. It has very high mileage, exceeds service life, exceeds Faster score and has become unreliable.

Current Vehical and Statistics

Year	Make	Model	Acquisition Cost
2000	FORD	F-150 EXT CAB	$21,859

Recommended	Age	Maint. Ratio	Odometer	Score
Yes	18	55%	131,269.00	15.5

	Maint. Costs	Days Down
2015	$884	9
2016	$403	11
2017	$548	5
LTD	$11,967	









01907024 FORD F150 EXT CAB 4X4

Director - JEAN JREIJ
Department - 07 PUBLIC WORKS DEPT
Program - 07 TRAFFIC OPERATIONS
Fund - 10101 TRANSPORTATION TRUST FUND

Current Like Vehicles 59

Make	MODEL	SPECS	Budget
FORD	F150	04489-FORD F150 EXT CAB 4X4	$32,753

Justification

This vehicle is in poor condition. It has very high mileage, exceeds service life, exceeds Faster score and has become unreliable.

Current Vehical and Statistics

Year	Make	Model	Acquisition Cost
2003	FORD	F-150 EXT CAB	$20,232

Recommended	Age	Maint. Ratio	Odometer	Score
Yes	15	63%	128,583.00	16.3

	Maint. Costs	Days Down
2015	$1,331	20
2016	$1,913	5
2017	$2,063	8
LTD	$12,811	





01907025 FORD F150 EXT CAB 4X4

Director - JEAN JREIJ
Department - 07 PUBLIC WORKS DEPT
Program - 07 TRAFFIC OPERATIONS
Fund - 10101 TRANSPORTATION TRUST FUND

Current Like Vehicles 59

Make	MODEL	SPECS	Budget
FORD	F150	02044-FORD F150 EXT CAB 4X4	$32,753

Justification

This vehicle is in poor condition. It has very high mileage, exceeds service life and has become unreliable.

Current Vehical and Statistics

Year	Make	Model	Acquisition Cost
2001	FORD	F-150 EXT CAB	$23,229

Recommended	Age	Maint. Ratio	Odometer	Score
No	17	34%	154,693.00	13.4

	Maint. Costs	Days Down
2015	$739	12
2016	$253	1
2017	$1,070	4
LTD	$7,836	



PICTURE



PICTURE

01907026 FORD F150 EXT CAB 4X4

Director - JEAN JREIJ
Department - 07 PUBLIC WORKS DEPT
Program - 07 TRAFFIC OPERATIONS
Fund - 10101 TRANSPORTATION TRUST FUND

Current Like Vehicles 59

Make	MODEL	SPECS	Budget
FORD	F150	02043-FORD F150 EXT CAB 4X4	$32,753

Justification

This vehicle is in poor condition. It exceeds service life and has become unreliable.

Current Vehical and Statistics

Year	Make	Model	Acquisition Cost
2001	FORD	F-150 EXT CAB	$23,229

Recommended	Age	Maint. Ratio	Odometer	Score
No	17	38%	75,473.00	11.9

	Maint. Costs	Days Down
2015	$630	4
2016	$139	2
2017	$350	5
LTD	$8,783	









01907028 FORD F150 EXT CAB 4X4

Director - JEAN JREIJ
Department - 07 PUBLIC WORKS DEPT
Program - 07 WATER QUALITY
Fund - 00100 GENERAL FUND

Current Like Vehicles 59

Make	MODEL	SPECS	Budget
FORD	F150	01107-FORD F150 EXT CAB 4X4	$27,553

Justification

This unit is now only able to pull our inflatable boats and canoes. It is no longer reliable or safe to pull our bigger boats (airboat, keywest, deck boat), due to shaking and very limited power. With multiple teams and boats going out in the field, losing the capability of pulling our larger boats with this truck is a problem, along with not having it available due to downtime. This vehicle is constantly in the shop for repairs, front end shaking issues, transmission issues, A/C problems, fuel pump had to be replaced and the list goes on.

Current Vehical and Statistics

Year	Make	Model	Acquisition Cost
2000	FORD	F-150 EXT CAB	$21,514

Recommended	Age	Maint. Ratio	Odometer	Score
Yes	18	64%	107,775.00	15.9

	Maint. Costs	Days Down
2015	$768	11
2016	$1,200	19
2017	$1,164	11
LTD	$13,801	







01908002 03997-12FT CCTV TRAILER W/ DIGITAL SCANNING SYSTEM

Director - RALPH TERRERO
Department - 08 ES UTILITIES
Program - 08 WASTEWATER OPERATIONS
Fund - 40100 WATER AND SEWER FUND

Current Like Vehicles 1

Make	MODEL	SPECS	Budget
CUES	12FT CCTV TRAILER	03997-CUES 12FT CCTV TRAILER W/ DIGITAL SIDE SCANNING SYSTEM	$304,500

Justification

The current units CCTV equipment is obsolete and due to the age and breakdowns of the equipment is now causing numerous shutdowns of the CCTV program.

Current Vehical and Statistics

Year	Make	Model	Acquisition Cost
2002	CUSTOMBUILT	TRAILER	$67,900

Recommended	Age	Maint. Ratio	Odometer	Score
Yes	16	22%	—	8.2

	Maint. Costs	Days Down
2015	$1,850	21
2016	$1,858	61
2017	$997	21
LTD	$14,618	



01908003 CATERPILLAR BACKHOE

Director - RALPH TERRERO
Department - 08 ES UTILITIES
Program - 08 WASTEWATER OPERATIONS
Fund - 40100 WATER AND SEWER FUND

Current Like Vehicles 2

Make	MODEL	SPECS	Budget
CATERPILLAR	420F-IT	23042-CATERPILLAR BACKHOE 420F-IT	$117,960

Justification

In the past year spent about $3,500 on maintenance with about 129 days of downtime on this 19 year old loader with Faster score of 15. Have spent over $51,000 over the life of this unit and has exceeded the life expectancy by 9 years. Maintenance costs and down time are expected to increase due to the age and hour usage on this piece of equipment.

Current Vehical and Statistics

Year	Make	Model	Acquisition Cost
1997	CATERPILLAR	LOADER BACKHOE	$77,374

Recommended	Age	Maint. Ratio	Odometer	Score
No	21	66%	2,753.00	15

	Maint. Costs	Days Down
2015	$7,098	68
2016	$1,399	28
2017	$2,239	93
LTD	$51,348	









01908004 INT'L DURASTAR 4300 UTILITY BODY

Director - RALPH TERRERO
Department - 08 ES UTILITIES
Program - 08 WASTEWATER OPERATIONS
Fund - 40100 WATER AND SEWER FUND

Current Like Vehicles 11

Make	MODEL	SPECS	Budget
INT'L	DURASTAR 4300	02448-INT'L DURASTAR 4300 UTILITY BODY	$99,000

Justification

In the last 12 months, about $7,300 was spent on maintenance with about 60 days of downtime on this 17 year old service vehicle with a Faster score of 17.1. We have spent over $42,500 in maintenance over the life of this vehicle and have exceeded the life expectancy by 7 years. Maintenance costs and downtime are expected to increase due to the age and mileage of the vehicle.

Current Vehical and Statistics

Year	Make	Model	Acquisition Cost
2002	INTERNATIONAL	4300 CAB CHASSIS	$48,526

Recommended	Age	Maint. Ratio	Odometer	Score
No	16	87%	101,893.00	17.1

	Maint. Costs	Days Down
2015	$1,785	43
2016	$1,995	8
2017	$7,052	51
LTD	$42,439	









01908005 INT'L DURASTAR 4300 UTILITY BODY

Director - RALPH TERRERO
Department - 08 ES UTILITIES
Program - 08 WASTEWATER OPERATIONS
Fund - 40100 WATER AND SEWER FUND

Current Like Vehicles 11

Make	MODEL	SPECS	Budget
INT'L	DURASTAR 4300	02470-INT'L DURASTAR 4300 UTILITY BODY	$99,000

Justification

In the last 12 months, about $2,900 was spent on maintenance with about 12 days of downtime on this 17 year old service vehicle with a Faster score of 16.7. We have spent over $41,000 in maintenance over the life of this vehicle and have exceeded the life expectancy by 7 years. Maintenance costs and downtime are expected to increase due to the age and mileage of the vehicle.

Current Vehical and Statistics

Year	Make	Model	Acquisition Cost
2002	INTERNATIONAL	4300 CAB CHASSIS	$48,526

Recommended	Age	Maint. Ratio	Odometer	Score
No	16	85%	95,855.00	16.7

	Maint. Costs	Days Down
2015	$796	2
2016	$2,135	8
2017	$4,913	13
LTD	$41,135	









01908006 THOMPSON WATER PUMP 8JSCEN

Director - RALPH TERRERO
Department - 08 ES UTILITIES
Program - 08 WASTEWATER OPERATIONS
Fund - 40100 WATER AND SEWER FUND

Current Like Vehicles 20

Make	MODEL	SPECS	Budget
THOMPSON	8JSCEN	21402-THOMPSON WATER PUMP 8JSCEN	$93,500

Justification

In the past year spent about $1,000 in maintenance on this 22 year old by-pass pump with Faster score of 11.8. Have spent over $11,000 over the life of this unit and has exceeded the life expectancy by 12 years. Maintenance costs and down time are expected to increase due to the age and hour usage on this piece of equipment.

Current Vehical and Statistics

Year	Make	Model	Acquisition Cost
1996	THOMPSON	PUMP WATER	$19,484

Recommended	Age	Maint. Ratio	Odometer	Score
Yes	22	58%	1,400.00	10.8

	Maint. Costs	Days Down
2015	$351	3
2016	$177	3
2017	$895	3
LTD	$11,231	









01908009 FORD F250 EXT CAB 4X4

Director - RALPH TERRERO
Department - 08 ES UTILITIES
Program - 08 WASTEWATER OPERATIONS
Fund - 40100 WATER AND SEWER FUND

Current Like Vehicles 20

Make	MODEL	SPECS	Budget
FORD	F250	02854-FORD F250 EXT CAB 4X4	$35,175

Justification

Have spent almost $1,600 on maintenance in last 12 months with about 16 days of down time on this 16 year old service vehicle with a Faster score of 16.1. Have spent over $17,200 on maintenance over the life of this vehicle and have exceeded the life expectancy by 4 years. Maintenance costs and down time are expected to continue to increase due to the age and mileage of this vehicles.

Current Vehical and Statistics

Year	Make	Model	Acquisition Cost
2002	FORD	F-250 CREW CAB	$27,648

Recommended	Age	Maint. Ratio	Odometer	Score
Yes	16	62%	147,491.00	16.1

	Maint. Costs	Days Down
2015	$1,764	18
2016	$161	0
2017	$178	4
LTD	$17,159	






01908010 FORD F150 EXT CAB 4X2

Director - RALPH TERRERO
Department - 08 ES UTILITIES
Program - 08 WASTEWATER OPERATIONS
Fund - 40100 WATER AND SEWER FUND

Current Like Vehicles 33

Make	MODEL	SPECS	Budget
FORD	F150	07410-FORD F150 EXT CAB 4X2	$25,725

Justification

Over the past 12 months, have spent almost $6,200 on maintenance with about 71 days of downtime on this 12 year old service vehicle with a Faster score of 18.5. Have spent over $16,000 on maintenance over the life of this vehicle. Maintenance costs and downtime are expected to increase due to the age and mileage of this vehicle.

Current Vehical and Statistics

Year	Make	Model	Acquisition Cost
2006	FORD	F-150 STD CAB	$14,803

Recommended	Age	Maint. Ratio	Odometer	Score
No	12	108%	87,430.00	18.5

	Maint. Costs	Days Down
2015	$1,098	12
2016	$1,810	17
2017	$5,549	70
LTD	$15,984	







01908014 INT'L VACTOR SEWER CLEANING/VACUUM TRUCK

Director - RALPH TERRERO
Department - 08 ES UTILITIES
Program - 08 WATER OPERATIONS
Fund - 40100 WATER AND SEWER FUND

Current Like Vehicles 4

Make	MODEL	SPECS	Budget
INT'L	VACTOR	01445-INT'L VACTOR SEWER CLEANING/VACUUM TRUCK	$421,580

Justification

Have spent almost $10,000 on maintenance over the past year with about 40 days of down time on this 18 year old vacuum/jet truck that has a Faster score of 16.6. We have spent over $184,000 on maintenance over the life of this unit and have exceeded the life expectancy by 8 years. Maintenance costs and down time are expected to continue to increase due to the age and hour usage on this piece of equipment.

Current Vehical and Statistics

Year	Make	Model	Acquisition Cost
2000	INTERNATIONAL	VAC-CON	$188,990

Recommended	Age	Maint. Ratio	Odometer	Score
Yes	18	97%	90,119.00	16.5

	Maint. Costs	Days Down
2015	$17,108	140
2016	$22,866	146
2017	$9,380	40
LTD	$184,186	









01908015 BOBCAT SKIDSTEER S650

Director - RALPH TERRERO
Department - 08 ES UTILITIES
Program - 08 WATER OPERATIONS
Fund - 40100 WATER AND SEWER FUND

Current Like Vehicles 2

Make	MODEL	SPECS	Budget
BOBCAT	S650	20250-BOBCAT SKIDSTEER S650	$49,500

Justification

In the last 12 months, almost $750 was spent on maintenance with about 2 days of downtime on this 23 year old loader with a Faster score of 15.4. We have spent over $23,000 on maintenance over the life of this unit and has exceeded the life expectancy by 13 years. Maintenance costs and downtime are expected to increase due to the age and mileage/hours on this piece of equipment.

Current Vehical and Statistics

Year	Make	Model	Acquisition Cost
1995	BOBCAT	LOADER	$23,812

Recommended	Age	Maint. Ratio	Odometer	Score
Yes	23	95%	746.00	15.4

	Maint. Costs	Days Down
2015	$777	2
2016	$303	15
2017	$520	6
LTD	$22,522	









01908016 FORD F250 EXT CAB 4X2 UTILITY BODY

Director - RALPH TERRERO
Department - 08 ES UTILITIES
Program - 08 WATER OPERATIONS
Fund - 40100 WATER AND SEWER FUND

Current Like Vehicles 20

Make	MODEL	SPECS	Budget
FORD	F250	06070230-FORD F250 EXT CAB 4X2 UTILITY BODY	$44,100

Justification

Over the past 12 months, have spent almost $10,500 on maintenance with about 137.4 days of down time on this 11 year old service vehicle with a Faster score of 18.3. Have spent over $23,000 on maintenance over the life of this vehicle and is coming up on the 12 year life expectancy of this unit. Maintenance costs and downtime are expected to increase due to the age and mileage of this vehicle.

Current Vehical and Statistics

Year	Make	Model	Acquisition Cost
2008	FORD	F-250 EXT CAB	$26,287

Recommended	Age	Maint. Ratio	Odometer	Score
No	10	89%	142,554.00	18.3

	Maint. Costs	Days Down
2015	$1,089	9
2016	$1,739	22
2017	$8,902	127
LTD	$23,373	









01908017 FORD F250 EXT CAB 4X2 UTILITY BODY

Director - RALPH TERRERO
Department - 08 ES UTILITIES
Program - 08 WATER OPERATIONS
Fund - 40100 WATER AND SEWER FUND

Current Like Vehicles 20

Make	MODEL	SPECS	Budget
FORD	F250	01023-FORD F250 EXT CAB 4X2 UTILITY BODY	$44,100

Justification

Over the past 12 months, have spent almost $3,600 on maintenance with about 26 days of down time on this 18 year old service vehicle with a Faster score of 16. Have spent over $15,000 on maintenance over the life of this vehicle and have exceeded the life expectancy by 6 years. Maintenance costs and downtime are expected to increase due to the age and mileage of this vehicle.

Current Vehical and Statistics

Year	Make	Model	Acquisition Cost
2000	FORD	F-250 EXT CAB	$23,391

Recommended	Age	Maint. Ratio	Odometer	Score
No	18	64%	137,456.00	16

	Maint. Costs	Days Down
2015	$1,289	9
2016	$1,021	3
2017	$2,636	39
LTD	$14,923	









01908018 FORD EXPLORER 4X2

Director - RALPH TERRERO
Department - 08 ES UTILITIES
Program - 08 WATER OPERATIONS
Fund - 40100 WATER AND SEWER FUND

Current Like Vehicles 1

Make	MODEL	SPECS	Budget
FORD	EXPLORER	01351-FORD EXPLORER 4X2	$30,000

Justification

In the past 12 months, almost $2,000 was spent on maintenance with about 5 days of downtime on this 18 year old service vehicle with a Faster score of 15.7. We have spent over $15,500 on maintenance over the life of this vehicle and has exceeded the life expectancy by 6 years. Maintenance costs and downtime are expected to increase due to the age and mileage on the vehicle.

Current Vehical and Statistics

Year	Make	Model	Acquisition Cost
2000	FORD	EXPLORER	$26,876

Recommended	Age	Maint. Ratio	Odometer	Score
No	18	58%	116,518.00	15.7

	Maint. Costs	Days Down
2015	$1,390	22
2016	$1,986	14
2017	$1,264	18
LTD	$15,612	









01908019 FORD F150 EXT CAB 4X2

Director - RALPH TERRERO
Department - 08 ES UTILITIES
Program - 08 WATER OPERATIONS
Fund - 40100 WATER AND SEWER FUND

Current Like Vehicles 33

Make	MODEL	SPECS	Budget
FORD	F150	02861-FORD F150 EXT CAB 4X2	$25,725

Justification

Over the last 12 months, about $2,100 was spent on maintenance with about 26 days of downtime on this 16 year old service vehicle with a Faster score of 15.2. We have spent over $15,500 on maintenance over the life of this vehicle and has exceeded the life expectancy by 4 years. Maintenance costs and downtime are expected to increase due to age and mileage of vehicle.

Current Vehical and Statistics

Year	Make	Model	Acquisition Cost
2002	FORD	F-150 EXT CAB	$19,317

Recommended	Age	Maint. Ratio	Odometer	Score
No	16	52%	125,644.00	15.2

	Maint. Costs	Days Down
2015	$574	2
2016	$1,040	8
2017	$1,745	27
LTD	$10,077	









01908020 FORD F150 EXT CAB 4X2

Director - RALPH TERRERO
Department - 08 ES UTILITIES
Program - 08 WATER OPERATIONS
Fund - 40100 WATER AND SEWER FUND

Current Like Vehicles 5

Make	MODEL	SPECS	Budget
FORD	F150	04541-FORD F150 EXT CAB 4X2	$25,725

Justification

Over the last 12 months, about $3,000 was spent on maintenance with about 21 days of downtime on this 15 year old service vehicle with a Faster score of 16.7. We have spent over $13,000 on maintenance over the life of this vehicle and has exceeded the life expectancy by 3 years. Maintenance costs and downtime are expected to increase due to age and mileage of vehicle.

Current Vehical and Statistics

Year	Make	Model	Acquisition Cost
2003	FORD	RANGER EXT.CAB	$15,803

Recommended	Age	Maint. Ratio	Odometer	Score
No	15	81%	87,326.00	16.7

	Maint. Costs	Days Down
2015	$905	30
2016	$2,467	34
2017	$7,146	119
LTD	$12,775	









01908021 FORD F150 EXT CAB 4X2

Director - RALPH TERRERO
Department - 08 ES UTILITIES
Program - 08 WATER OPERATIONS
Fund - 40100 WATER AND SEWER FUND

Current Like Vehicles 33

Make	MODEL	SPECS	Budget
FORD	F150	04556-FORD F150 EXT CAB 4X2	$25,725

Justification

Over the last 12 months, about $2,000 was spent on maintenance with about 2 days of downtime on this 15 year old service vehicle with a Faster score of 16.3. We have spent over $10,000 on maintenance over the life of this vehicle and has exceeded the life expectancy by 3 years. Maintenance costs and downtime are expected to increase due to age and mileage of vehicle.

Current Vehical and Statistics

Year	Make	Model	Acquisition Cost
2003	FORD	F-150 EXT CAB	$16,029

Recommended	Age	Maint. Ratio	Odometer	Score
No	15	63%	143,908.00	16.3

	Maint. Costs	Days Down
2015	$889	3
2016	$763	9
2017	$1,688	8
LTD	$10,019	









01908022 FORD TRANSIT T150 CARGO VAN

Director - RALPH TERRERO
Department - 08 ES UTILITIES
Program - 08 WATER OPERATIONS
Fund - 40100 WATER AND SEWER FUND

Current Like Vehicles 3

Make	MODEL	SPECS	Budget
FORD	TRANSIT T150	05279-FORD TRANSIT T150 CARGO VAN	$23,098

Justification

In the past 12 months, almost $500 was spent on maintenance with about 8 days of downtime on this 14 year old warehouse service vehicle with a Faster score of 10.9. We have spent over $6,500 on maintenance over the life of this vehicle and has exceeded the life expectancy by 2 years. Maintenance costs and downtime are expected to increase due to the age and mileage of the vehicle.

Current Vehical and Statistics

Year	Make	Model	Acquisition Cost
2003	CHEVROLET	ASTRO	$16,454

Recommended	Age	Maint. Ratio	Odometer	Score
Yes	15	39%	47,147.00	10.9

	Maint. Costs	Days Down
2015	$453	20
2016	$696	5
2017	$321	8
LTD	$6,381	







PICTURE

01909003 AUTOMATIC TARPING MACHINE ATTACHMENT

Director - RALPH TERRERO
Department - 09 ES SOLID WASTE DEPT
Program - 09 LANDFILL OPERATIONS PROGRAM
Fund - 40201 SOLID WASTE FUND

Current Like Vehicles 1

Make	MODEL	SPECS	Budget
TARPOMATIC	TARPING MACHINE	46972-AUTOMATIC TARPING MACHINE ATTACHMENT	$73,329

Justification

The current unit has severe rust at locations that may soon affect the structural integrity of the unit. This is due to the extreme conditions where the unit is required, at the working face of the landfill.

Current Vehical and Statistics

Year	Make	Model	Acquisition Cost
2010	TARPOMATIC	TARPING MACHINE	$71,337

Recommended	Age	Maint. Ratio	Odometer	Score
No	8	25%	—	8.8

	Maint. Costs	Days Down
2015	$467	1
2016	$1,325	7
2017	$2,765	6
LTD	$18,007	



PICTURE





PICTURE



01909004 FORD F150 EXT CAB 4X4

Director - RALPH TERRERO
Department - 09 ES SOLID WASTE DEPT
Program - 09 LANDFILL OPERATIONS PROGRAM
Fund - 40201 SOLID WASTE FUND

Current Like Vehicles 8

Make	MODEL	SPECS	Budget
FORD	F150	05230-FORD F150 EXT CAB 4X4	$25,633

Justification

Vehicle operates as expected after more than 20 years of use. Front bumper has been damaged and is mounted with zip ties. Rear window has been damaged and replaced with acrylic glass.

Current Vehical and Statistics

Year	Make	Model	Acquisition Cost
2004	FORD	F-150 EXT CAB	$16,567

Recommended	Age	Maint. Ratio	Odometer	Score
Yes	14	97%	177,281.00	19.7

	Maint. Costs	Days Down
2015	$2,697	28
2016	$1,963	8
2017	$3,005	18
LTD	$16,077	



PICTURE







PICTURE

01909006 CATERPILLAR WHEEL LOADER

Director - RALPH TERRERO
Department - 09 ES SOLID WASTE DEPT
Program - 09 CENTRAL TRANSFER STATION OP
Fund - 40201 SOLID WASTE FUND

Current Like Vehicles 3

Make	MODEL	SPECS	Budget
CATERPILLAR	966M XE	48225-CATERPILLAR WHEEL LOADER 966M XE	$480,000

Justification

The wheel loader has been utilized heavily as the primary piece of equipment at the Central Transfer Station. As a result, the equipment has several areas of rust and other normal wear and tear. In Oct. 2017 this equipment had a $20,000 brake system repair.

Current Vehical and Statistics

Year	Make	Model	Acquisition Cost
2010	JOHN DEERE	FRONTEND LOADER	$318,604

Recommended	Age	Maint. Ratio	Odometer	Score
No	8	85%	10,849.00	17

	Maint. Costs	Days Down
2015	$21,708	10
2016	$83,610	145
2017	$18,541	76
LTD	$270,799	









01909008 CATERPILLAR WHEEL LOADER

Director - RALPH TERRERO
Department - 09 ES SOLID WASTE DEPT
Program - 09 CENTRAL TRANSFER STATION OP
Fund - 40201 SOLID WASTE FUND

Current Like Vehicles 3

Make	MODEL	SPECS	Budget
CATERPILLAR	906M	780081-CATERPILLAR WHEEL LOADER 906M	$88,903

Justification

Equipment has been well used and has rust and other expected wear and tear. It is difficult to control the steering and accelerator of the equipment making it a safety concern. The lower number of hours is attributed to the limited use when the equiment was originally purchased for the landfill. Since the equipment was transferred to the Transfer Station it has been used several hours each day.

Current Vehical and Statistics

Year	Make	Model	Acquisition Cost
2007	CATERPILLAR	SKID STEER	$44,236

Recommended	Age	Maint. Ratio	Odometer	Score
Yes	11	177%	7,843.00	20

	Maint. Costs	Days Down
2015	$0	-
2016	$0	-
2017	$0	-
LTD	$78,489	









01909009 MACK 45' REFUSE WALKING FLOOR TRAILER

Director - RALPH TERRERO
Department - 09 ES SOLID WASTE DEPT
Program - 09 CENTRAL TRANSFER STATION OP
Fund - 40201 SOLID WASTE FUND

Current Like Vehicles 40

Make	MODEL	SPECS	Budget
MACK	45' REFUSE TRAILER	781044-MACK 45' REFUSE WALKING FLOOR TRAILER	$75,592

Justification

The trailer has the wear and tear anticipated with this type of operation and frequency of usage. This unit has a faster score of 20 with a maintence cost ratio of 67.4%. It has had 16 work orders for a total of 8 days down time in the past year.

Current Vehical and Statistics

Year	Make	Model	Acquisition Cost
2009	MACK	TRAILER REFUSE	$55,475

Recommended	Age	Maint. Ratio	Odometer	Score
Yes	9	67%	—	20

	Maint. Costs	Days Down
2015	$6,693	3
2016	$4,544	4
2017	$4,100	15
LTD	$37,407	









01909010 MACK 45' REFUSE WALKING FLOOR TRAILER

Director - RALPH TERRERO
Department - 09 ES SOLID WASTE DEPT
Program - 09 CENTRAL TRANSFER STATION OP
Fund - 40201 SOLID WASTE FUND

Current Like Vehicles 40

Make	MODEL	SPECS	Budget
MACK	45' REFUSE TRAILER	781039-MACK 45' REFUSE WALKING FLOOR TRAILER	$75,592

Justification

The trailer has the wear and tear anticipated with this type of operation and frequency of usage. This unit has a faster score of 20 with a maintence cost ratio of 67.7%. It has had 25 work orders for a total of 13 days down time in the past year.

Current Vehical and Statistics

Year	Make	Model	Acquisition Cost
2009	MACK	TRAILER REFUSE	$55,475

Recommended	Age	Maint. Ratio	Odometer	Score
Yes	9	68%	—	20

	Maint. Costs	Days Down
2015	$4,742	7
2016	$6,000	47
2017	$6,026	27
LTD	$37,575	





01909011 MACK 45' REFUSE WALKING FLOOR TRAILER

Director - RALPH TERRERO
Department - 09 ES SOLID WASTE DEPT
Program - 09 CENTRAL TRANSFER STATION OP
Fund - 40201 SOLID WASTE FUND

Current Like Vehicles 40

Make	MODEL	SPECS	Budget
MACK	45' REFUSE TRAILER	781042-MACK 45' REFUSE WALKING FLOOR TRAILER	$75,592

Justification

The trailer has the wear and tear anticipated with this type of operation and frequency of usage. This unit has a faster score of 20 with a maintence cost ratio of 66.5%. It has had 17 work orders for a total of 34 days down time in the past year.

Current Vehical and Statistics

Year	Make	Model	Acquisition Cost
2009	MACK	TRAILER REFUSE	$55,475

Recommended	Age	Maint. Ratio	Odometer	Score
Yes	9	66%	—	20

	Maint. Costs	Days Down
2015	$5,096	7
2016	$6,558	21
2017	$7,022	70
LTD	$36,878	





01909012 MACK 45' REFUSE WALKING FLOOR TRAILER

Director - RALPH TERRERO
Department - 09 ES SOLID WASTE DEPT
Program - 09 CENTRAL TRANSFER STATION OP
Fund - 40201 SOLID WASTE FUND

Current Like Vehicles 40

Make	MODEL	SPECS	Budget
MACK	45' REFUSE TRAILER	48218-MACK 45' REFUSE WALKING FLOOR TRAILER	$75,592

Justification

The trailer has the wear and tear anticipated with this type of operation and frequency of usage. This unit has a faster score of 16.9 with a maintence cost ratio of 68.5%. It has had 15 work orders for a total of 13.6 days down time in the past year.

Current Vehical and Statistics

Year	Make	Model	Acquisition Cost
2011	MACK	TRAILER REFUSE	$53,704

Recommended	Age	Maint. Ratio	Odometer	Score
No	7	68%	—	16.9

	Maint. Costs	Days Down
2015	$7,250	10
2016	$9,895	41
2017	$5,802	27
LTD	$36,767	





GENERAL GOVERNMENT

00007109	TELEPHONE REFRESH GENERAL GOV	00112 BCC PROJECTS

Department	Program	Start Year	End Year
14 INFORMATION SERVICES DEPT	14 TELEPHONE SUPPORT & MAINT	2018	2020

Project Location
COUNTYWIDE

Project Scope
REPLACE THE EXISTING LEGACY NORTEL PHONE SYSTEM WITH A MODERN VOICE OVER IP SYSTEM COUNTY-WIDE. THIS WILL BRING MODERN FUNCTIONALITY FOR COUNTY EMPLOYEES AS WELL AS IMPROVE SERVICE AND RELIABILITY.

Project Justification
SEMINOLE COUNTY'S EXISTING NORTEL PBX PHONE SYSTEM WAS ORIGINALLY INSTALLED IN 1989. THERE IS CURRENTLY AN UNACCEPTABY HIGH RISK OF FAILURE OF THE SYSTEM WITHOUT A GUARANTEE OF RECOVERY.

Budget Impact
-

Budget

Prior Years Actuals	Current Budget	FY19 Request	FY20	FY21	FY22	FY23	Total Project Cost
0	652,809	663,739	690,311	0	0	0	2,006,859

GENERAL GOVERNMENT

00007110	TELEPHONE REFRESH FIRE	11200 FIRE PROTECTION FUND

Department	Program	Start Year	End Year
14 INFORMATION SERVICES DEPT	14 TELEPHONE SUPPORT & MAINT	2018	2020

Project Location
COUNTYWIDE

Project Scope
REPLACE THE EXISTING LEGACY NORTEL PHONE SYSTEM WITH A MODERN VOICE OVER IP SYSTEM COUNTY-WIDE. THIS WILL BRING MODERN FUNCTIONALITY FOR COUNTY EMPLOYEES AS WELL AS IMPROVE SERVICE AND RELIABILITY.

Project Justification
SEMINOLE COUNTY'S EXISTING NORTEL PBX PHONE SYSTEM WAS ORIGINALLY INSTALLED IN 1989. THERE IS CURRENTLY AN UNACCEPTABY HIGH RISK OF FAILURE OF THE SYSTEM WITHOUT A GUARANTEE OF RECOVERY.

Budget Impact
-

Budget

Prior Years Actuals	Current Budget	FY19 Request	FY20	FY21	FY22	FY23	Total Project Cost
0	55,191	41,329	0	0	0	0	96,520

GENERAL GOVERNMENT

00007111	TELEPHONE REFRESH WATER SEWER	40100 WATER AND SEWER FUND

Department	Program	Start Year	End Year
14 INFORMATION SERVICES DEPT	14 TELEPHONE SUPPORT & MAINT	2018	2020

Project Location
COUNTYWIDE

Project Scope
REPLACE THE EXISTING LEGACY NORTEL PHONE SYSTEM WITH A MODERN VOICE OVER IP SYSTEM COUNTY-WIDE. THIS WILL BRING MODERN FUNCTIONALITY FOR COUNTY EMPLOYEES AS WELL AS IMPROVE SERVICE AND RELIABILITY.

Project Justification
SEMINOLE COUNTY'S EXISTING NORTEL PBX PHONE SYSTEM WAS ORIGINALLY INSTALLED IN 1989. THERE IS CURRENTLY AN UNACCEPTABY HIGH RISK OF FAILURE OF THE SYSTEM WITHOUT A GUARANTEE OF RECOVERY.

Budget Impact
-

Budget

Prior Years Actuals	Current Budget	FY19 Request	FY20	FY21	FY22	FY23	Total Project Cost
0	0	37,122	0	0	0	0	37,122

GENERAL GOVERNMENT

00007112	TELEPHONE REFRESH SOLID WASTE	40201 SOLID WASTE FUND

Department	Program	Start Year	End Year
14 INFORMATION SERVICES DEPT	14 TELEPHONE SUPPORT & MAINT	2018	2020

Project Location
COUNTYWIDE

Project Scope
REPLACE THE EXISTING LEGACY NORTEL PHONE SYSTEM WITH A MODERN VOICE OVER IP SYSTEM COUNTY-WIDE. THIS WILL BRING MODERN FUNCTIONALITY FOR COUNTY EMPLOYEES AS WELL AS IMPROVE SERVICE AND RELIABILITY.

Project Justification
SEMINOLE COUNTY'S EXISTING NORTEL PBX PHONE SYSTEM WAS ORIGINALLY INSTALLED IN 1989. THERE IS CURRENTLY AN UNACCEPTABY HIGH RISK OF FAILURE OF THE SYSTEM WITHOUT A GUARANTEE OF RECOVERY.

Budget Impact
-

Budget

Prior Years Actuals	Current Budget	FY19 Request	FY20	FY21	FY22	FY23	Total Project Cost
0	0	9,157	0	0	0	0	9,157

GENERAL GOVERNMENT

00007128	TELEPHONE REFRESH BUILDING	10400 BUILDING PROGRAM

Department	Program	Start Year	End Year
14 INFORMATION SERVICES DEPT	14 TELEPHONE SUPPORT & MAINT	2018	2020

Project Location
COUNTYWIDE

Project Scope
REPLACE THE EXISTING LEGACY NORTEL PHONE SYSTEM WITH A MODERN VOICE OVER IP SYSTEM COUNTY-WIDE. THIS WILL BRING MODERN FUNCTIONALITY FOR COUNTY EMPLOYEES AS WELL AS IMPROVE SERVICE AND RELIABILITY.

Project Justification
SEMINOLE COUNTY'S EXISTING NORTEL PBX PHONE SYSTEM WAS ORIGINALLY INSTALLED IN 1989. THERE IS CURRENTLY AN UNACCEPTABY HIGH RISK OF FAILURE OF THE SYSTEM WITHOUT A GUARANTEE OF RECOVERY.

Budget Impact
-

Budget

Prior Years Actuals	Current Budget	FY19 Request	FY20	FY21	FY22	FY23	Total Project Cost
0	0	8,167	0	0	0	0	8,167

GENERAL GOVERNMENT

00007132	CAD PROJECT - 12500	12500 EMERGENCY 911 FUND

Department	Program	Start Year	End Year
05 FIRE DEPT	05 EMERGENCY COMMUNICATIONS	2018	2019

Project Location
COUNTYWIDE

Project Scope
REPLACE CURRENT CAD SYSTEM -- HARDWARE AND SOFTWARE, DESIGN AND IMPLEMENTATION

Project Justification
THE CURRENT CAD SYSTEM, PURCHASED IN 2009, WILL BE AT LEAST 8 YEARS OLD BY REPLACEMENT. IT IS LIMITED IN ITS FEATURES AND IS NOT EVOLVING TO MEET EVEN CONTEMPORARY NEEDS. IT HAS BECOME A LOWER TIER PRODUCT OF THE NEW OWNING COMPANY AND SUPPORT FOR THE PRODUCT HAS BEEN REDUCED THROUGH LAYOFFS AND REASSIGNMENTS OF SUPPORT STAFF POST THE ACQUISITION. THE JUNE, 2015 TRIDATA CONSULTANT REPORT RECOMMENDED “INITIATE A PROJECT TO REPLACE THE COMPUTER AIDED DISPATCH SYSTEM WITH A REDUNDANT CONFIGURATION AND IMPROVED VENDOR SUPPORT; TRANSITION INTERNALLY-DEVELOPED APPLICATIONS TO VENDOR PROVIDED AND SUPPORTED PLATFORMS

Budget Impact
-

Budget

Prior Years Actuals	Current Budget	FY19 Request	FY20	FY21	FY22	FY23	Total Project Cost
0	0	200,000	0	0	0	0	200,000

TRANSPORTATION

00008703	SEMINOLA BLVD AT WINDER PARK D	11500 INFRASTRUCTURE TAX FUND

Department	Program	Start Year	End Year
07 PUBLIC WORKS DEPT	07 CAPITAL PROJECTS DELIVERY	2010	2020

Project Location
SEMINOLA BLVD AND WINTER PARK DR

Project Scope
CLEANUP OF CONTAMINATED SOILS FROM A FORMER GAS STATION SITE. CONTINUAL MONITORING IS EXPECTED.

Project Justification
SITE CLEANUP IS GOVERNED BY THE SITE CONCENTRATIONS AS COMPARED TO FLORIDA DEPARTMENT OF ENVIRONMENTAL PROTECTIION CHAPTER 62-770 AND 62-777 FLORIDA ADMINISTRATIVE CODE, WHICH PROVIDES TARGET LEVELS THAT MANDATE ACTIVE REMEDIATION, PASSIVE SITE MONITORING OR REQUEST SITE CLOSURE BASED ON THE DISSOLVED CONTAMINANT CONCENTRATIONS. THIS PROJECT IS TO BE EXPENSED UPON COMPLETION AS IT HAS NO COUNTY OWNED ASSET.

Budget Impact
-

Budget

Prior Years Actuals	Current Budget	FY19 Request	FY20	FY21	FY22	FY23	Total Project Cost
26,811	90,516	220,000	0	0	0	0	337,327

SANITARY SEWER

00021716	OVERSIZING & EXTENSION-SANITAR	40108 WATER & SEWER CAPITAL IMPROVEM

Department	Program	Start Year	End Year
08 ES UTILITIES	08 UTILITIES ENGINEERING PROGR	2018	2019

Project Location
COUNTYWIDE

Project Scope
SANITARY SEWER OVERSIZING & EXTENSIONS ARE A SERIES OF PROJECTS WHICH OVERSIZE OR EXTEND, AS NECESSARY SEWER MAINS AND RECLAIMED WATER MAINS THAT ARE DEVELOPER CONSTRUCTED IN SUPPORT OF THE COUNTY'S UTILITY MASTER PLAN. DESIGN AND CONSTRUCTION REIMBURSEMENTS TO DEVELOPERS ARE VIA AMENDMENTS TO THEIR UTILITY AGREEMENTS.

Project Justification
PROJECTS ARE NECESSARY TO OVERSIZE AND/OR EXTEND AS NECESSARY, SEWER MAINS AND RECLAIMED WATER MAINS THAT ARE TYPICALLY DEVELOPER CONSTRUCTED IN SUPPORT
OF THE COUNTY'S UTILITY MASTER PLAN.

Budget Impact
PROJECT EXPECTED TO BE NEUTRAL TO FUTURE OPERATING EXPENSES.

Budget

Prior Years Actuals	Current Budget	FY19 Request	FY20	FY21	FY22	FY23	Total Project Cost
0	100,000	50,000	50,000	50,000	0	0	250,000

POTABLE WATER

00021717	OVERSIZING & EXTENSIONS-POTABL	40108 WATER & SEWER CAPITAL IMPROVEM

Department	Program	Start Year	End Year
08 ES UTILITIES	08 UTILITIES ENGINEERING PROGR	2018	2019

Project Location
COUNTYWIDE

Project Scope
POTABLE WATER OVERSIZING AND EXTENSIONS ARE A SERIES OF PROJECTS WHICH OVERSIZE OR EXTEND, AS NECESSARY POTABLE WATER MAINS THAT ARE DEVELOPER CONSTRUCTED IN SUPPORT OF THE COUNTY'S UTILITY MASTER PLAN. DESIGN AND CONSTRUCTION REIMBURSEMENTS TO DEVELOPERS ARE VIA AMENDMENTS TO THEIR UTILITY AGREEMENTS.

Project Justification
PROJECTS ARE NECESSARY TO OVERSIZE AND/OR EXTEND AS NECESSARY,POTABLE WATER MAINS THAT ARE TYPICALLY DEVELOPER CONSTRUCTED IN SUPPORT OF THE COUNTY'S
UTILITY MASTER PLAN.

Budget Impact
PROJECT EXPECTED TO BE NEUTRAL TO FUTURE OPERATING EXPENSES.

Budget

Prior Years Actuals	Current Budget	FY19 Request	FY20	FY21	FY22	FY23	Total Project Cost
0	50,000	50,000	50,000	50,000	0	0	200,000

GENERAL GOVERNMENT

00024814	SYSTEM WIDE DATA COLLECTION/MG	40108 WATER & SEWER CAPITAL IMPROVEM

Department	Program	Start Year	End Year
08 ES UTILITIES	08 UTILITIES ENGINEERING PROGR	2019	2021

Project Location
COUNTYWIDE

Project Scope
PRELIMINARY DESIGN TO DETERMINE IMPROVEMENTS TO DATA MANAGEMENT PRACTICES FROM PROCESS OPERATING RECORDS AND RECOMMENDATIONS FOR IMPROVEMENTS.

Project Justification
NEEDED TO SIGNIFCANTLY INCREASE RELIABILITY AND ACCESSIBILITY OF DATA TO OPTIMIZE OPERATION OF THE COUNTY'S WATER, WASTEWATER AND RECLAIMED WATER TREATMENT SYSTEMS.

Budget Impact
ANITICIPATED THAT LABOR HOURS WILL BE REDUCED BY OPTIMIZING ACCESS AND RETRIEVAL OF DATA TO SUPPORT OPERATIONAL ACTIVITIES.

Budget

Prior Years Actuals	Current Budget	FY19 Request	FY20	FY21	FY22	FY23	Total Project Cost
767	0	75,000	0	0	0	0	75,767

POTABLE WATER

00064562	OLD TUSKAWILLA PIPING IMPROVEM	40108 WATER & SEWER CAPITAL IMPROVEM

Department	Program	Start Year	End Year
08 ES UTILITIES	08 UTILITIES ENGINEERING PROGR	2018	2022

Project Location
SOUTHEAST SEVRICE AREA

Project Scope
REPLACEMENT OF AGING, SMALL WATER DISTRIBUTION MAINS IN OLD TUSKAWILLA AREA TO MEET CURRENT LAND DEVELOPMENT CODE REQUIRMENT OF A MINIMUM 6-INCH DIAMETER ALONG DYSON DR, BLACK ACRE TRAIL, DOVE LANE, GATOR LANE, OSCELOT TRAIL, DEER RUN, ELK COURT AND HOWELL CREEK DRIVE

Project Justification
REQUIREMENT OF THE LAND DEVELOPMENT CODE.

Budget Impact
OPERATING IMPACTS ARE NEGLIGIBLE.

Budget

Prior Years Actuals	Current Budget	FY19 Request	FY20	FY21	FY22	FY23	Total Project Cost
0	327,994	1,850,000	0	0	0	0	2,177,994

POTABLE WATER

00064574	GALVANIZED PIPE REPLACEMENT PR	40108 WATER & SEWER CAPITAL IMPROVEM

Department	Program	Start Year	End Year
08 ES UTILITIES	08 UTILITIES ENGINEERING PROGR	2019	2020

Project Location
COUNTYWIDE

Project Scope
REPLACEMENT OF DETERIORATED, SMALL-DIAMETER GALVANIZED WATER MAINS WITH NEW, RELIABLE MAINS SIZED THAT MEET CURRENT LAND DEVELOPMENT CODE REQUIREMENTS. PROJECT IDENTIFIED IN UTILITIES MASTER PLAN.

Project Justification
PLAN IS TO PROACTIVELY REHABILITATE OR REPLACE WATER MAINS MAINS PRIOR TO FAILURE; IMPROVED QUALITY OF SERVICE THROUGH HIGHER WATER SYSTEM PRESSURE AND
IMPROVED WATER QUALITY.

Budget Impact
OPERATING COSTS SHOULD BE REDUCED IF WATER MAIN BREAKS ARE REDUCED.

Budget

Prior Years Actuals	Current Budget	FY19 Request	FY20	FY21	FY22	FY23	Total Project Cost
0	0	200,000	1,550,000	1,900,000	0	0	3,650,000

POTABLE WATER

00064575	NORTHEAST-NORTHWEST POTABLE WA	40108 WATER & SEWER CAPITAL IMPROVEM

Department	Program	Start Year	End Year
08 ES UTILITIES	08 UTILITIES ENGINEERING PROGR	2019	2020

Project Location
NEAR THE GREENWOOD LAKE RAPID INFILTRATION BASIN SITE.

Project Scope
POTABLE WATER TRANSFER STATION TO PUMP POTABLE WATER FROM THE NORTHEAST SYSTEM TO THE NORTHWEST SYSTEM. PROJECT IDENTIFIED IN THE 2013 MASTER PLAN. SCOPE INCLUDES WATER MAIN UPGRADES TO FEED THE PUMP STATION.

Project Justification
BY TRANSFERRING EXCESS WATER CAPACITY FROM THE NORTHEAST TO THE NORTHWEST SYSTEM, THE IMPLEMENTATION OF THE YANKEE LAKE SURFACE WATER TREATMENT PLANT
MAY BE ABLE TO BE DELAYED FOR TWO OR MORE YEARS.

Budget Impact
THERE WOULD BE AN INCREASE IN POWER AND MAINTENACE COSTS TO PUMP WATER BETWEEN SERVICES AREAS.

Budget

Prior Years Actuals	Current Budget	FY19 Request	FY20	FY21	FY22	FY23	Total Project Cost
0	0	250,000	0	0	0	0	250,000

POTABLE WATER

00064576	SOUTHWEST SERVICE AREA PIPELIN	40108 WATER & SEWER CAPITAL IMPROVEM

Department	Program	Start Year	End Year
08 ES UTILITIES	08 UTILITIES ENGINEERING PROGR	2019	2020

Project Location
SOUTHWEST SERVICE AREA

Project Scope
DESIGN AND CONSTRUCTION OF PIPING REPLACEMENTS IN THE COUNTY'S SOUTHWEST SERVICE AREA.

Project Justification
REPLACEMENT OF AGED PIPELINE THAT IS NEARING THE END OF ITS SERVICE LIFE OR PIPING THAT IS UNDERSIZED.

Budget Impact
OPERATING IMPACTS ARE NEGLIGIBLE.

Budget

Prior Years Actuals	Current Budget	FY19 Request	FY20	FY21	FY22	FY23	Total Project Cost
0	0	500,000	0	0	0	0	500,000

POTABLE WATER

00064580	MEREDITH MANOR DISTRIBUTION PI	40108 WATER & SEWER CAPITAL IMPROVEM

Department	Program	Start Year	End Year
08 ES UTILITIES	08 UTILITIES ENGINEERING PROGR	2019	2021

Project Location
MEREDITH MANOR SERVICE AREA

Project Scope
REPLACEMENT OR REHABILITATION OF OLD AND DETERIORATED PIPELINE THAT MAY BE SUSCEPTIBLE TO LEAKS.

Project Justification
NEED TO REPLACE OR REHABILITATE DISTRIBUTION PIPING NEARING THE END OF ITS SERVICE LIFE.

Budget Impact
OPERATING COSTS SHOULD BE REDUCED IF WATER MAIN BREAKS ARE REDUCED.

Budget

Prior Years Actuals	Current Budget	FY19 Request	FY20	FY21	FY22	FY23	Total Project Cost
0	0	234,000	1,250,000	0	0	0	1,484,000

POTABLE WATER

00064581	NORTHEAST DISTRIBUTION PIPE RE	40108 WATER & SEWER CAPITAL IMPROVEM

Department	Program	Start Year	End Year
08 ES UTILITIES	08 UTILITIES ENGINEERING PROGR	2019	2021

Project Location
NORTHEAST SERVICE AREA

Project Scope
REPLACEMENT OR REHABILITATION OF 16-INCH DISTRIBUTION PIPING WITHIN THE NORTHEAST SERVICE AREA THAT ARE SUSPECTED TO BE IN POOR CONDITION DUE TO RECORDED LEAKS.

Project Justification
NEED TO REPLACE DISTRIBUTION PIPING THAT IS SUSCEPTIBLE TO LEAKS.

Budget Impact
OPERATING COSTS SHOULD BE REDUCED IF WATER MAIN BREAKS ARE PREVENTED.

Budget

Prior Years Actuals	Current Budget	FY19 Request	FY20	FY21	FY22	FY23	Total Project Cost
0	0	519,000	0	0	0	0	519,000

POTABLE WATER

00064582	APPLE VALLEY DISTRIBUTION IMPR	40108 WATER & SEWER CAPITAL IMPROVEM

Department	Program	Start Year	End Year
08 ES UTILITIES	08 UTILITIES ENGINEERING PROGR	2019	2021

Project Location
APPLE VALLEY SERVICE AREA

Project Scope
REPLACEMENT OF UNDERSIZED DISTRIBUTION PIPING IN THE APPLE VALLEY POTABLE WATER SERVICE AREA.

Project Justification
UNDERSIZED DISTRIBUTION SYSTEM PIPING NEEDS TO BE UPGRADED TO SUPPORT DEVELOPMENT WITHIN THE COUNTY'S APPLE VALLEY SERVICE AREA.

Budget Impact
PROJECT EXPECTED TO BE NEUTRAL TO FUTURE OPERATING EXPENSES.

Budget

Prior Years Actuals	Current Budget	FY19 Request	FY20	FY21	FY22	FY23	Total Project Cost
0	0	1,770,000	3,900,000	0	0	0	5,670,000

POTABLE WATER

00064583	WATER DISTRIBUTION SYSTEM COND	40108 WATER & SEWER CAPITAL IMPROVEM

Department	Program	Start Year	End Year
08 ES UTILITIES	08 UTILITIES ENGINEERING PROGR	2018	2020

Project Location
COUNTYWIDE

Project Scope
CONDITION ASSESSMENT OF EXISTING WATER TRANSMISSION AND DISTRIBUTION MAINS. PROJECT WAS ESTABLISHED UNDER THE UTILITIES MASTER PLAN (2013).

Project Justification
CONDITION ASSESSMENT WILL BE CONDUCTED ON WATER MAINS SUSPECTED TO BE IN POOR CONDITION. INFORMATION FROM THE ASSESSMENT WILL BE UTILIZED TO DEVELOP RENEWAL AND REHABILITATION CIP PROJECTS.

Budget Impact
ASSESSMENT PROGRAM WILL LEAD TO RENEWAL AND REPLACEMENT WORK AND REDUCE NEED FOR OPERATIONS AND MAINTENANCE STAFF TO RESPOND TO WATER MAIN BREAKS.

Budget

Prior Years Actuals	Current Budget	FY19 Request	FY20	FY21	FY22	FY23	Total Project Cost
0	160,000	160,000	0	0	0	0	320,000

POTABLE WATER

00064587	BLACK HAMM DISTRI PIPE REPLACE	40108 WATER & SEWER CAPITAL IMPROVEM

Department	Program	Start Year	End Year
08 ES UTILITIES	08 UTILITIES ENGINEERING PROGR	2019	2020

Project Location
BLACK HAMMOCK WATER SERVICE AREA

Project Scope
REPLACEMENT OF DISTRIBUTION PIPING NEAR THE INTERSECTIONS OF PACKARD AVENUE/STONE STREET AND SERVICE AREA WALSH STREET/SR 426 THAT MAY BE SUSCEPTIBLE TO BREAKS DUE TO PIPE MATERIAL AND AGE.

Project Justification
NECESSARY TO PROACTIVELY REPLACE PIPELINE THAT IS SUSCEPTIBLE TO BREAKS ALONG MAJOR ROADWAYS AND ENVIRONMENTALLY SENSITIVE AREAS.

Budget Impact
IMPACTS TO OPERATIONS IS ANTICIPATED TO BE NEGLIGIBLE.

Budget

Prior Years Actuals	Current Budget	FY19 Request	FY20	FY21	FY22	FY23	Total Project Cost
0	0	150,000	180,000	725,000	0	0	1,055,000

POTABLE WATER

00064588	NW-W1&2 PIPELINE IMPROVEMENT	40108 WATER & SEWER CAPITAL IMPROVEM

Department	Program	Start Year	End Year
08 ES UTILITIES	08 UTILITIES ENGINEERING PROGR	2019	2020

Project Location
NORTHWEST SERVICE AREA

Project Scope
IMPROVE HYDRAULICS BY INCREASING THE SIZE OF THE POTABLE WATER TRANSMISSION MAINS TO REDUCE VELOCITIES. THE TRANSMISSION MAINS TO BE UPSIZED ARE LOCATED AT THE INTERSECTIONS OF ORANGE BLVD WITH SR 46 AND SR 46A.

Project Justification
INCREASING THE PIPE SIZE WILL REDUCE VELOCITES TO MINIMIZE SCOURING OF THE PIPE WALL AND THEREBY EXTEND THE SERVICE LIFE OF THE TRANSMISSION MAIN.

Budget Impact
NO OPERATIONAL IMPACTS ARE ANTICIPATED.

Budget

Prior Years Actuals	Current Budget	FY19 Request	FY20	FY21	FY22	FY23	Total Project Cost
0	0	100,000	0	0	0	0	100,000

POTABLE WATER

00064590	WATER DISTRIBUT SYSTEM REHAB	40108 WATER & SEWER CAPITAL IMPROVEM

Department	Program	Start Year	End Year
08 ES UTILITIES	08 UTILITIES ENGINEERING PROGR	2019	2020

Project Location
COUNTYWIDE

Project Scope
REHAB AND REPLACEMENT PROGRAM OF DISTRIBUTION PIPING IDENTIFIED AFTER CONDUCTING THE WATER SYSTEM LEAK DETECTION PROGRAM (CIP NO.00283009) IN AND WATER DISTRIBUTION SYSTEM CONDITION ASSESSMENT PROJECT (CIP NO. 00064553)

Project Justification
THIS PROJECT IS NEEDED TO MAINTAIN THE INTEGRITY AND RELIABILITY OF POTABLE WATER SYSTEM INFRASTRUCTURE BY PROACTIVELY REHABBING AND REPLACING DISTRIBUTION SYSTEM PIPING IDENTIFIED TO BE IN NEED OF REPLACEMENT

Budget Impact
NO OPERATIONAL IMPACTS ARE ANTICIPATED.

Budget

Prior Years Actuals	Current Budget	FY19 Request	FY20	FY21	FY22	FY23	Total Project Cost
0	0	1,120,000	1,000,000	1,520,000	0	0	3,640,000

POTABLE WATER

00065234	WEKIVA PARKWAY UTILITY RELOCAT	40108 WATER & SEWER CAPITAL IMPROVEM

Department	Program	Start Year	End Year
08 ES UTILITIES	08 UTILITIES ENGINEERING PROGR	2015	2022

Project Location
SR 46 WEST OF ORANGE BLVD

Project Scope
THIS PROJECT IS FOR THE RELOCATION OF UNDERGROUND POTABLE WATER, SEWER AND RECLAIMED UTILITY MAINS TO AVOID CONFLICTS WITH CONSTRUCTION OF THE NEW WEKIVA PARKWAY.

Project Justification
THIS PROJECT IS FOR THE RELOCATION OF UNDERGROUND WATER UTILITY MAINS TO AVOID CONFLICTS WITH CONSTRUCTION OF THE NEW WEKIVA PARKWAY.

Budget Impact
NO MATERIAL IMPACT TO THE BUDGET.

Budget

Prior Years Actuals	Current Budget	FY19 Request	FY20	FY21	FY22	FY23	Total Project Cost
216,627	13,095,007	3,400,000	0	0	0	0	16,711,634

POTABLE WATER

00065239	OXFORD ROAD IMPROVEMENTS - 17-	40108 WATER & SEWER CAPITAL IMPROVEM

Department	Program	Start Year	End Year
08 ES UTILITIES	08 UTILITIES ENGINEERING PROGR	2018	2020

Project Location
OXFORD RD FROM 17-92 TO FERNWOOD BLVD

Project Scope
DESIGN FOR RELOCATION OF POTABLE WATER AND WASTEWATER INFRASTRUCTURE TO SUPPORT PUBLIC WORKS CIP PROJECT TO IMPROVE OXFORD ROAD FROM SR 17-92 TO FERNWOOD BLVD.

Project Justification
UTILITY RELOCATIONS REQUIRED TO ACCOMMODATE PUBLIC WORKS PROJECT TO IMPROVE OXFORD RD.

Budget Impact
PROJECT EXPECTED TO BE NEUTRAL TO FUTURE OPERATING EXPENSES.

Budget

Prior Years Actuals	Current Budget	FY19 Request	FY20	FY21	FY22	FY23	Total Project Cost
0	245,911	1,500,000	0	0	0	0	1,745,911

POTABLE WATER

00065285	COUNTRY CLUB HEIGHT GRAV MAIN	40108 WATER & SEWER CAPITAL IMPROVEM

Department	Program	Start Year	End Year
08 ES UTILITIES	08 UTILITIES ENGINEERING PROGR	2018	2020

Project Location
COUNTRY CLUB RD/ SR 427 INTERSECTION

Project Scope
REHABILITATION OF GRAVITY SEWER MAIN WITHIN THE COUNTRY CLUB HEIGHTS SUBDIVISION

Project Justification
REHABILITATION OF GRAVITY SEWER MAIN NECESSARY DUE TO HIGHER FREQUENCY OF REPAIRS WITHIN THE COUNTRY CLUB HEIGHTS SUBDIVISION RELATIVE TO FREQUENCY OF REPAIRS IN THE REMAINDER OF THE COUNTY'S SEWER SERVICE AREA

Budget Impact
-

Budget

Prior Years Actuals	Current Budget	FY19 Request	FY20	FY21	FY22	FY23	Total Project Cost
0	250,000	1,500,000	0	100,000	0	0	1,850,000

SANITARY SEWER

00082924	PUMP STATION UPGRADES	40108 WATER & SEWER CAPITAL IMPROVEM

Department	Program	Start Year	End Year
08 ES UTILITIES	08 UTILITIES ENGINEERING PROGR	2015	2020

Project Location
COUNTYWIDE

Project Scope
THE PUMP STATION UPGRADES WILL CONSIST OF THE DESIGN, PERMITTING AND CONSTRUCTION OF ANNUAL PUMP STATION UPGRADES INCLUDING WET WELL REHAB, CONTROL PANELS, CONCRETE PAD REPAIR, ODOR CONTROL AND GENERATORS AS NEEDED TO ACHIEVE EFFICIENT MAINTENANCE COSTS. OTHER REPAIRS MAY BE REQUIRED AND ARE DETERMINED BY A CONDITION ASSESSMENT.

Project Justification
THE PROJECT IS NECESSARY TO MEET 15 YEAR REFURBISHEMENT CYCLE FOR PUMP STATIONS AND UPGRADE PUMP STATIONS IDENTIFIED IN THE UTILITIES MASETR PLAN. CURRENT
PUMP STATION ASSET BASE NUMBERS 315 FACILITIES.

Budget Impact
NO MATERIAL IMPACT TO THE BUDGET.

Budget							
Prior Years Actuals	**Current Budget**	**FY19 Request**	**FY20**	**FY21**	**FY22**	**FY23**	**Total Project Cost**
2,251,607	3,570,434	1,750,000	1,300,000	1,300,000	0	0	10,172,042

SANITARY SEWER

00083116	FORCE MAIN & AIR RELEASE VALVE	40108 WATER & SEWER CAPITAL IMPROVEM

Department	Program	Start Year	End Year
08 ES UTILITIES	08 UTILITIES ENGINEERING PROGR	2015	2020

Project Location
COUNTYWIDE

Project Scope
ASSESSMENT OF CONDITION OF EXISTING FORCE MAINS AND AIR RELEASE VALVES SUSPECTED OF BEING IN DETERIORATED CONDITION DUE TO AGE OR REPAIR RECORDS.

Project Justification
PLAN IS TO PROACTIVELY REHABILITATE OR REPLACE FORCE MAINS PRIOR TO THEIR FAILURE.

Budget Impact
NO OPERATING IMPACT IS ANTICIPATED.

Budget

Prior Years Actuals	Current Budget	FY19 Request	FY20	FY21	FY22	FY23	Total Project Cost
59,260	503,899	350,000	250,000	250,000	0	0	1,413,159

SANITARY SEWER

00083117	GRAVITY SEWER & MANHOLE CONDIT	40108 WATER & SEWER CAPITAL IMPROVEM

Department	Program	Start Year	End Year
08 ES UTILITIES	08 UTILITIES ENGINEERING PROGR	2015	2030

Project Location
COUNTYWIDE

Project Scope
ASSESSMENT OF CONDITION OF EXISTING GRAVITY SEWER MAINS AND MANHOLES SUSPECTED OF BEING IN DETERIORATED CONDITION DUE TO AGE OR REPAIR RECORDS.

Project Justification
PLAN IS TO PROACTIVELY REHABILITATE OR REPLACE GRAVITY SEWER MAINS AND MANHOLES PRIOR TO THEIR FAILURE BASED ON THE ASSESSMENT OF CONDITION.

Budget Impact
NO OPERATING IMPACT IS ANTICIPATED.

Budget

Prior Years Actuals	Current Budget	FY19 Request	FY20	FY21	FY22	FY23	Total Project Cost
332,327	500,000	250,000	250,000	250,000	0	0	1,582,327

SANITARY SEWER

00178313	COUNTRY CLUB WATER TREATMENT P	40108 WATER & SEWER CAPITAL IMPROVEM

Department	Program	Start Year	End Year
08 ES UTILITIES	08 UTILITIES ENGINEERING PROGR	2019	2020

Project Location
COUNTRY CLUB WATER TREATMENT PLANT

Project Scope
REHABILTATION AND REPLACEMENT OF EQUIPMENT ASSETS AT THE COUNTRY CLUB WATER TREATMENT PLANT THAT ARE NEARING THE END OF THEIR USEFUL SERVICE LIFE.

Project Justification
REPLACEMENT OF DETERIORATED, FULLY-UTILIZED EQUIPMENT PRIOR TO FAILURE.

Budget Impact
PROJECT EXPECTED TO BE NEUTRAL TO FUTURE OPERATING EXPENSES.

Budget

Prior Years Actuals	Current Budget	FY19 Request	FY20	FY21	FY22	FY23	Total Project Cost
0	0	100,000	80,000	0	0	0	180,000

DRAINAGE

00192014	BEAR LAKE RD DRAINAGE IMPROVEM	11541 INFRASTRUCTURE-COUNTY COMMIS

Department	Program	Start Year	End Year
07 PUBLIC WORKS DEPT	07 CAPITAL PROJECTS DELIVERY	2019	2021

Project Location
FROM ORANGE COUNTY LINE TO SR 436

Project Scope
THIS PROJECT WILL REDUCE FLOODING AND IMPROVE WATER QUALITY FOR BEAR LAKE ROAD. INLETS, SWALES, CURBS AND GUTTER ARE PROPOSED THROUGHOUT THE CORRIDOR TO REDUCE FLOODING. NEW STORMWATER PONDS WILL BE CREATED AND EXISTING PONDS WILL BE REVISED TO IMPROVE WATER QUALITY. NO ROADWAY WIDENING WILL OCCUR. THE PROJECT LENGTH IS 2.1 MILES~~~~PROJECT IS BEING KEPT ACTIVE UNTIL ALL LEGAL ISSUES HAVE BEEN ADDRESSED.

Project Justification
THERE HAS BEEN LOCALIZED FLOODING AND EROSION IN THE AREA. IMPROVEMENTS ARE NECESSARY TO ACHIEVE AND/OR MAINTAIN SEMINOLE COUNTYΓÇÖS 10YR/24HR ADOPTED LEVEL OF SERVICE.

Budget Impact
THIS PROJECT HAS NO SIGNIFICANT OPERATING IMPACT.

Budget

Prior Years Actuals	Current Budget	FY19 Request	FY20	FY21	FY22	FY23	Total Project Cost
0	0	275,000	0	0	0	0	275,000

TRANSPORTATION

00192018	CR 419 @ LOCKWOOD BLVD INTERSE	11541 INFRASTRUCTURE-COUNTY COMMIS

Department	Program	Start Year	End Year
07 PUBLIC WORKS DEPT	07 CAPITAL PROJECTS DELIVERY	2015	2020

Project Location
CR 419 @ LOCKWOOD BLVD

Project Scope
INTERSECTION IMPROVMENTS BASED UPON PRELIMINARY STUDIES, WHICH MAY INCLUDE ADDITIONAL RIGHT/LEFT TURN LANES. CONSTRUCTION ESTIMATES WILL BE DETERMINED UPON COMPLETION OF THE STUDY.

Project Justification
THIS PROJECT IS AN INTERSECTION IMPROVEMENT PROJECT THAT WILL PROVIDE MOTORISTS A SAFER INTERSECTION BY CONSTRUCTING A LEFT TURN LANE THUS PROVIDING THOUGH LANES WITH A CONTINUAL FLOW OF TRAFFIC AT THE INTERSECTION AND SAFER LEFT TURN ENTRANCE ON TO ANOTHER ROADWAY: PURSUANT TOT THE COUNTY'S COMPREHENSIVE PLAN.

Budget Impact
2.7% OF CONSTRUCTION COST

Budget

Prior Years Actuals	Current Budget	FY19 Request	FY20	FY21	FY22	FY23	Total Project Cost
0	0	200,000	0	0	0	0	200,000

SANITARY SEWER

00195209	YLK WRF REHAB/REPLACEMENT	40108 WATER & SEWER CAPITAL IMPROVEM

Department	Program	Start Year	End Year
08 ES UTILITIES	08 UTILITIES ENGINEERING PROGR	2015	2020

Project Location
YANKEE LAKE WATER RECLAMATION FACILITY

Project Scope
REPLACEMENT OF RETURN ACTIVATED SLUDGE PUMPS, JOKEY BLOWERS AND AIR DIFFUSERS THAT HAVE REACHED THE END OF THEIR SERVICE LIFE AND ARE IN NEED OF REPLACEMENT.

Project Justification
REPLACEMENT OF DETERIORATED, FULLY-UTILIZED EQUIPMENT.

Budget Impact
PROJECT EXPECTED TO BE NEUTRAL TO FUTURE OPERATING EXPENSES.

Budget

Prior Years Actuals	Current Budget	FY19 Request	FY20	FY21	FY22	FY23	Total Project Cost
48,690	1,872,425	1,200,000	500,000	0	0	0	3,621,114

POTABLE WATER

00201522	POTABLE WELL IMPROVEMENTS	40108 WATER & SEWER CAPITAL IMPROVEM

Department	Program	Start Year	End Year
08 ES UTILITIES	08 UTILITIES ENGINEERING PROGR	2015	2020

Project Location
COUNTYWIDE

Project Scope
THE POTABLE WELL IMPROVEMENTS ARE A SERIES OF PROJECTS WHICH CONSIST OF WELL HEAD PROTECTION IMPROVEMENTS, MODIFICATIONS, AND UPGRADES TO THE 46 EXISTING GROUNDWATER PRODUCTION WELLS THAT SUPPLY THE EXISTING COUNTY WATER TREATMENT FACILITIES.

Project Justification
PROJECT IS NECESSARY IN ORDER TO MAINTAIN REGULATORY COMPLIANCE AND WATER QUALITY CRITERIA FOR ALL EXISTING GROUNDWATER WELLS.

Budget Impact
PROJECT EXPECTED TO BE NEUTRAL TO FUTURE OPERATING EXPENSES.

Budget

Prior Years Actuals	Current Budget	FY19 Request	FY20	FY21	FY22	FY23	Total Project Cost
95,335	265,054	75,000	75,000	75,000	0	0	585,389

SOLID WASTE

00201902	TIPPING FLOOR RESURFACING	40201 SOLID WASTE FUND

Department	Program	Start Year	End Year
09 ES SOLID WASTE DEPT	09 SW-COMPLIANCE & PROGRAM MAN	2015	2020

Project Location
CENTRAL TRANSFER STATION

Project Scope
RENEWAL AND REHABILITATION IS NEEDED PERIODICALLY ON THE CENTRAL TRANSFER STATION TIPPING FLOOR. THE FLOOR HAS A WEAR SURFACE COMPOSED OF AN IRON-AGGREGATE CONCRETE. AS REFUSE IS PUSHED ON THE TIPPING FLOOR, THE SURFACE WEARS OUT OVER TIME. THE FLOOR NEEDS TO BE RE-CONSTRUCTED PERIODICALLY TO EXTEND THE LIFE OF THE FACILITY. SMALLER PATCHES HAVE BEEN SUCCESSFUL IN PROLONGING THE NEED FOR A MAJOR RESURFACING; HOWEVER, THE PROJECT WILL BE NEEDED SOON.

Project Justification
MORE THAN 300,000 TONS OF WASTE PER YEAR MOVES THROUGH THE TRANSFER STATION. THE STRUCTURAL CONCRETE IS OVERLAIN BY A SACRIFICIAL WEAR PAD THAT MUST BE
REFURBISHED TO CONTINUE TO PROTECT THE CONCRETE AND EMBEDDED REBAR. TO REFURBISH THE FLOOR, TWO NEW TERM CONTRACTS (RFP600992-10/GMG), WILL BE USED TO
INSTALL PROTECTIVE PATCHES AS NEEDED.

Budget Impact
THIS PROJECT WILL PRESENT NO SUBSTANTIAL IMPACT TO THE OPERATING BUDGET.~~

Budget

Prior Years Actuals	Current Budget	FY19 Request	FY20	FY21	FY22	FY23	Total Project Cost
220,642	346,617	150,000	175,000	200,000	0	0	1,092,259

NON CIE

00216426	IRON BRIDGE AGREEMENT	40108 WATER & SEWER CAPITAL IMPROVEM

Department	Program	Start Year	End Year
08 ES UTILITIES	08 UTILITIES ENGINEERING PROGR	2017	2020

Project Location
IRON BRIDGE WATER RECLAMATION FACILITY IN OVIEDO

Project Scope
A FAMILY OF PROJECTS RELATED TO AN AGREEMENT WITH CITY OF ORLANDO TO EXPAND THE CAPACITY THROUGH IMPROVEMENTS TO AND REFURBISHMENT OF THE EXISTING CITY OF ORLANDO'S IRON BRIDGE FACILITY. THIS REGIONAL WASTEWATER FACILITY TREATS FLOW FROM THE COUNTY'S SOUTHEAST SERVICE AREA. THE RESULTS OF THIS PROJECT FOR THE COUNTY IS THE ACQUISITION OF RIGHTS TO FUTURE USE OF THE IRON BRIDGE PROJECT.

Project Justification
PROJECT IS NECESSARY AS A COST EFFECTIVE METHOD TO PROVIDE REGIONAL WASTEWATER SERVICE TO THE SOUTHEAST SERVICE AREA.

Budget Impact
NO OPERATING IMPACT IS ANTICIPATED.

Budget

Prior Years Actuals	Current Budget	FY19 Request	FY20	FY21	FY22	FY23	Total Project Cost
1,418,903	3,450,960	2,750,000	150,000	150,000	0	0	7,919,863

SANITARY SEWER

00227416	GREENWOOD LAKES WATER RECLAIME	40108 WATER & SEWER CAPITAL IMPROVEM

Department	Program	Start Year	End Year
08 ES UTILITIES	08 UTILITIES ENGINEERING PROGR	2015	2020

Project Location
GREENWOOD LAKES WATER RECLAIMED FACILITY

Project Scope
REPLACEMENT OF EFFLUENT TRANSFER PUMPS 1 TO 5, SODIUM HYPOCHLORITE FEED PUMP CONTROLS, NON-POTABLE WATER PUMPS 1 TO 3 AND NEW 700 GALLON PER MINUTE RETURN ACTIVATED SLUDGE PUMP.

Project Justification
REPLACEMENT OF DETERIORATED, FULLY-UTILIZED EQUIPMENT.

Budget Impact
PROJECT EXPECTED TO BE NEUTRAL TO FUTURE OPERATING EXPENSES.

Budget

Prior Years Actuals	Current Budget	FY19 Request	FY20	FY21	FY22	FY23	Total Project Cost
1,120,060	177,113	1,200,000	0	1,665,000	0	0	4,162,173

RECREATION / OPEN SPACE

00234793	WAYSIDE PARK-BOATER IMPROVEMEN	00104 BOATING IMPROVEMENT FUND

Department	Program	Start Year	End Year
04 LEISURE SERVICES DEPT	04 NATURAL LANDS	2017	2020

Project Location
WAYSIDE PARK

Project Scope
REPLACE BOAT DOCKS AND AMENITIES

Project Justification
THE PROJECT IS TO INCLUDE A MASTER PLAN FOR THE ENTIRE PARK FACILITY WHICH TAKES THE CURRENT AND FUTURE NEEDS OF THE USE OF THE FACILITY INTO ACCOUNT; ADDRESSES CURRENT INFRASTRUCTURE NEEDS FOR CONTINUED OPERATION; ADDRESSES AMENITIES AT OR BEYOND END-OF-LIFE USE; ADDRESSES THE SEASONAL FLOODING THAT RESULTS IN CLOSING THE FACILITY TO PUBLIC USE ON A PERIODIC BASIS; BRINGS THE ENTIRE FACILITY UP TO THE STANDARDS SET BY THE LAST SET OF BOATER IMPROVEMENT FUNDED PROJECTS AT OTHER COUNTY BOAT RAMPS. WAYSIDE PARK IS CURRENTLY THE MOST ACTIVELY USED BOAT RAMP IN SEMINOLE COUNTY AND IS SHOWING THE WEAR AND TEAR THAT COMES WITH IT.
SPECIFICALLY, CONSTRUCTION DOCUMENTS WILL BE CREATED, PERMITS ACQUIRED AND INITIATE CONSTRUCTION TO REPLACE THE THREE FLOATING BOAT DOCKS, IMPROVE THE BOAT RAMPS THEMSELVES TO ADDRESS USER OPERATIONS AND SAFETY, AND CONSTRUCT THESE ENHANCEMENTS AT A PHYSICAL WATER ELEVATION THAT MINIMIZES THE IMPACT OF SEASONAL FLOODING AT THE FACILITY. THESE TYPES OF ENHANCEMENTS WERE CONSTRUCTED AT C.S. LEE PARK, CAMERON WIGHT BOAT RAMP AND MULLET LAKE BOAT RAMP LAST YEAR AND HAVE BEEN VERY SUCCESSFUL AT MINIMIZING PARK CLOSURES AND MINIMIZING MAINTENANCE ISSUES

Budget Impact
THE PROJECT WHEN COMPLETED WILL MINIMIZE THE IMPACT OF SEASONAL FLOODING AT THE FACILITY, ALLOWING THE FACILITY TO REMAIN OPEN 24 HOURS PER DAY, 7 DAYS A WEEK. THE NEW RAMPS WOLL ALSO INCREASE USER SAFETY AND EFFICIENCY IN LOADING AND UNLOADING BOATS, ALLOWING FOR GREATER UTILIZATION OF THE POPULAR FACILITY. STAFF MAINTENANACE NEEDS WILL ALSO BE DECREASED BY THE USE OF MORE ROBUST CONSTRUCTION MATERIALS, AS WELL AS MINIMIZE THE NEED FOR DAILY AND HOURLY OBSERVATION DURING PERIODS OF HIGH WATER.

Budget

Prior Years Actuals	Current Budget	FY19 Request	FY20	FY21	FY22	FY23	Total Project Cost
30,303	169,697	187,500	0	100,000	0	0	487,500

SOLID WASTE

00244515	CTS SCALE AUTOMATION UPGRADE	40201 SOLID WASTE FUND

Department	Program	Start Year	End Year
09 ES SOLID WASTE DEPT	09 TRANSFER STATION	2019	2020

Project Location
CENTRAL TRANSFER STATION

Project Scope
UPGRADE CENTRAL TRANSFER STATION SCALES WILL BE UPGRADED WITH RADIO FREQUENCY READERS AND TRANSPONDERS.

Project Justification
IMPROVE EFFICIENCY OF SCALE OPERATIONS AT THE CENTRAL TRANSFER STATION. CURRENT SCALE OPERATIONS ARE COMPLETELY MANUAL. THE CURRENT TRANSFER STATION SCALE AUTOMATION SYSTEM REQUIRES CUSTOMERS TO INPUT DATA, UTILIZING KEYBOARD, WITH MATERIAL CODES AND CUSTOMER ACCOUNT INFORMATION. UPGRADE WILL AUTOMATICALLY POPULATE SYSTEM WITH REQUIRED DATA THUS DECREASING CUSTOMER PROCESSING TIME, DECREASE DATA ERRORS, INCREASE OPERATIONAL EFFICIENCY, AND INCREASE SYSTEM
SECURITY WITH TAMPER PROOF TRANSPONDERS.

Budget Impact
NO OPERATING IMPACT RELATING TO THE CENTRAL TRANSFER STATION UPGRADE.

Budget

Prior Years Actuals	Current Budget	FY19 Request	FY20	FY21	FY22	FY23	Total Project Cost
0	0	250,000	0	0	0	0	250,000

SOLID WASTE

00244604	LANDFILL GAS SYSTEM EXPANSION	40201 SOLID WASTE FUND

Department	Program	Start Year	End Year
09 ES SOLID WASTE DEPT	09 SW-COMPLIANCE & PROGRAM MAN	2015	2020

Project Location
OSCEOLA ROAD LANDFILL

Project Scope
DESIGN, ENGINEER, PERMIT, AND CONSTRUCT AN EXPANSION OF LANDFILL GAS COLLECTION SYSTEM INTO RECENTLY PLACED WASTE IN COMPLIANCE WITH ENVIRONMENTAL PROTECTION AGENCY (EPA) TITLE V REGULATIONS AND THE LANDFILL'S AIR PERMIT.

Project Justification
LANDFILL GAS SYSTEM MUST BE EXPANDED IN COMPLIANCE WITH EPA TITLE V AIR REGULATION. EPA REQUIREMENTS STATE THAT A MUNICIPAL SOLID WASTE LANDFILLS ARE REQUIRED TO INSTALL AND OPERATE ACTIVE LANDFILL GAS EXTRACTION SYSTEMS AND CONTROL THE CAPTURED GAS. THE SYSTEM MUST EXTRACT THE GAS FROM ALL WASTE WITHIN FIVE YEARS OR EMPLACEMENT (OR TWO YEARS IF LANDFILL IS INACTIVE). EXPANDING THE LANDFILL GAS COLLECTION SYSTEM WILL CONTINUE OVER THE LIFE OF THE FACILITY.

Budget Impact
OPERATING IMPACTS ARE NEGLIGIBLE.

Budget

Prior Years Actuals	Current Budget	FY19 Request	FY20	FY21	FY22	FY23	Total Project Cost
612,678	1,105,127	300,000	369,364	387,832	0	0	2,775,000

GENERAL GOVERNMENT

00283004	SSNOCWTA INFILITRATION & INFLO	40108 WATER & SEWER CAPITAL IMPROVEM

Department	Program	Start Year	End Year
08 ES UTILITIES	08 UTILITIES ENGINEERING PROGR	2015	2020

Project Location
SOUTHEAST SERVICE AREA

Project Scope
ANNUAL ALLOCATION OF FUNDS TO UPGRADE SEWER MAINS AND LIFT STATIONS TO MITIGATE INFLOW AND INFILTRATION.

Project Justification
MITIGATION OF INFLOW AND INFILTRATION WILL REDUCE MONTHLY FEES FOR EXCESS WASTEWATER CONVEYED TO IRON BRIDGE.
EXPENSES FOR MITIGATING INFLOW AND INFILTRATION
WILL BE REIMBURSED BY SSNOCWTA.

Budget Impact
THIS PROJECT WILL REDUCE FEES FOR EXCEEDING CAPACITY.

Budget

Prior Years Actuals	Current Budget	FY19 Request	FY20	FY21	FY22	FY23	Total Project Cost
894,995	632,669	200,000	100,000	100,000	0	0	1,927,664

GENERAL GOVERNMENT

00283006	SCADA AND SECURITY SYSTEMS IMP	40108 WATER & SEWER CAPITAL IMPROVEM

Department	Program	Start Year	End Year
08 ES UTILITIES	08 UTILITIES ENGINEERING PROGR	2016	2020

Project Location
COUNTYWIDE

Project Scope
THIS PROJECT WILL REPLACE SCADA NETWORK AND SECURITY SYSTEM EQUIPMENT ON AN ANNUAL BASIS OVER A FIVE YEAR PERIOD BASED ON A SCADA AND SECURITY SYSTEM MASTER PLAN GENERATED EVERY FIVE YEARS. ANNUAL FUNDING NEEDS IS PROJECTED TO BE $325,000 PER YEAR TO ADDRESS BOTH SCADA NETWORK AND SECUIRTY SYSTEM HARDWARE REPLACEMENT NEEDS.

Project Justification
THE SCADA NETWORK AND SECURITY SYSTEM EQUIPMENT MUST BE OPERATIONAL AND DEPENDABLE TO COMPLY WITH STATE AND FEDERAL REGULATORY REQUIREMENTS.

Budget Impact
PROJECT EXPECTED TO BE NEUTRAL TO FUTURE OPERATING EXPENSES.

Budget

Prior Years Actuals	Current Budget	FY19 Request	FY20	FY21	FY22	FY23	Total Project Cost
331,723	785,627	325,000	325,000	325,000	4,040,000	4,400,000	10,532,350

SANITARY SEWER

00283008	TUSKAWILLA FORCE MAIN	40108 WATER & SEWER CAPITAL IMPROVEM

Department	Program	Start Year	End Year
08 ES UTILITIES	08 UTILITIES ENGINEERING PROGR	2018	2020

Project Location
ALONG RED BUG LAKE RD AND TUSKAWAILLA RD BETWEEN THE SUNRISE MASTER AND WILLA SPRINGS LIFT STATIONS

Project Scope
THIS PROJECT WILL ASSESS THE LENGTH OF EXISTING DUCTILE IRON FORCE MAIN PIPE BETWEEN THE WILLA SPRINGS PUMP STATION AND SUNRISE MASTER PUMP STATION FOR REPLACEMENT WITH POLYVINYL CHLORIDE FORCE MAIN PIPE

Project Justification
REPLACEMENT OF EXISTING DUCTILE IRON PIPE WITH POLYVINYL CHLORIDE PIPE MATERIAL WILL SIGNIFICANTLY EXTEND THE SERVICE LIFE OF FORCE MAIN ALONG TUSKAWILLA ROAD WITHIN THE COUNTY'S SOUTHEAST SERVICE AREA.

Budget Impact
PROJECT EXPECTED TO BE NEUTRAL TO FUTURE OPERATING EXPENSES.

Budget

Prior Years Actuals	Current Budget	FY19 Request	FY20	FY21	FY22	FY23	Total Project Cost
0	185,000	500,000	800,000	0	0	0	1,485,000

NON CIE

00285003	USGS MONITORING PROGRAM TMDL	11541 INFRASTRUCTURE-COUNTY COMMIS

Department	Program	Start Year	End Year
07 PUBLIC WORKS DEPT	07 CAPITAL PROJECTS DELIVERY	2016	2019

Project Location
COUNTYWIDE

Project Scope
USAGE OF USGS EQUIPMENT TO COLLECT RAINFALL AND WATER LEVEL DATA.

Project Justification
THE STAGE AND RAINFALL DATA COLLECTED BY USGS IS NECESSARY TO CONDUCT HYDROLOGIC/HYDRAULIC AND TMDL POLLUTANT LOADING ANALYSES TO IDENTIFY COST EFFECTIVE STORMWATER/WATER QUALITY CIP PROJECTS FOR REGULATORY COMPLIANCE. STAGE AND RAINFALL INFORMATION IS ALSO CRITICAL FOR EMERGENCY MANAGEMENT.

Budget Impact
-

Budget

Prior Years Actuals	Current Budget	FY19 Request	FY20	FY21	FY22	FY23	Total Project Cost
130,250	63,100	64,640	0	0	0	0	257,990

TRANSPORTATION

01785298	Lake Howell High School Ent	11560 2014 INFRASTRUCTURE SALES TAX

Department	Program	Start Year	End Year
07 PUBLIC WORKS DEPT	07 CAPITAL PROJECTS DELIVERY	2019	2019

Project Location
4200 DIKE RD - LAKE HOWELL HIGH SCHOOL ENTRANCE

Project Scope
TURNLANE IMPROVEMENTS AT LAKE HOWELL HIGH SCHOOL

Project Justification
THIS PROJECT WAS IDENTIFIED IN THE VOTER APPROVED ONE CENT INFRASTRUCTURE SURTAX REINSTATEMENT ON MAY 20, 2014, WHICH WILL GO INTO EFFECT ON JANUARY 1, 2015 AND LAST 10 YEARS.

Budget Impact
-

Budget

Prior Years Actuals	Current Budget	FY19 Request	FY20	FY21	FY22	FY23	Total Project Cost
0	0	100,000	400,000	0	0	0	500,000

TRANSPORTATION

01785300	Red Bug Lake Rd Turn Extension	11560 2014 INFRASTRUCTURE SALES TAX

Department	Program	Start Year	End Year
07 PUBLIC WORKS DEPT	07 CAPITAL PROJECTS DELIVERY	2019	2020

Project Location
EAGLE CIRCLE TO TUSKAWILLA RD

Project Scope
THIS PROJECT WILL EXTEND LEFT AND RIGHT TURN LANES TO STANDARD LENGTHS AT VARIOUS INTERSECTIONS ON RED BUG LAKE ROAD.

Project Justification
THIS PROJECT WAS IDENTIFIED IN THE VOTER APPROVED ONE CENT INFRASTRUCTURE SURTAX REINSTATEMENT ON MAY 20, 2014, WHICH WILL GO INTO EFFECT ON JANUARY 1, 2015 AND LAST 10 YEARS.

Budget Impact
-

Budget

Prior Years Actuals	Current Budget	FY19 Request	FY20	FY21	FY22	FY23	Total Project Cost
0	0	200,000	400,000	0	0	0	600,000

TRANSPORTATION

01785303	Orange Blvd (CR431) Safety Pro	11560 2014 INFRASTRUCTURE SALES TAX

Department	Program	Start Year	End Year
07 PUBLIC WORKS DEPT	07 CAPITAL PROJECTS DELIVERY	2018	2020

Project Location
W SR 46 TO MONROE RD (CR 15)

Project Scope
THIS PROJECT WILL 3-LANE ORANGE BLVD AS NEEDED, ADDRESS SAFETY ISSUES AND ADD SIDEWALK.

Project Justification
THIS PROJECT WAS IDENTIFIED IN THE VOTER APPROVED ONE CENT INFRASTRUCTURE SURTAX REINSTATEMENT ON MAY 20, 2014, WHICH WILL GO INTO EFFECT ON JANUARY 1, 2015 AND LAST 10 YEARS.

Budget Impact
-

Budget

Prior Years Actuals	Current Budget	FY19 Request	FY20	FY21	FY22	FY23	Total Project Cost
0	575,000	1,000,000	800,000	800,000	0	0	3,175,000

TRANSPORTATION

01785313	LED Street Sign Upgrade	11560 2014 INFRASTRUCTURE SALES TAX

Department	Program	Start Year	End Year
07 PUBLIC WORKS DEPT	07 CAPITAL PROJECTS DELIVERY	2016	2020

Project Location
VARIOUS

Project Scope
UPGRADE OF INCANDESCENT STREET SINGS TO LED (ROUGHLY 150 SIGNS)

Project Justification
THIS PROJECT WILL ENHANCE THE COUNTY' S ADVANCED TRAFFIC MANAGEMENT SYSTEM, WHICH ALLOWS REAL-TIME INFORMATION SHARING WITH OTHER JURISDICTIONS REGARDING TRAFFIC FLOW ON MAJOR ARTERIAL AND COLLECTOR ROADWAYS. IT ALSO PROVIDES FOR REAL-TIME COMMUNICATIONS OF EN-ROUTE INFORMATION TO MOTORISTS, ENABLING THEM OR THE TRAFFIC MANAGEMENT CENTER TO MAKE INFORMED DECISIONS TO REDIRECT TRAVEL TO AVOID PROBLEM AREAS;

Budget Impact
-

Budget

Prior Years Actuals	Current Budget	FY19 Request	FY20	FY21	FY22	FY23	Total Project Cost
334,307	226,690	150,000	150,000	150,000	0	0	1,010,997

TRANSPORTATION

01785316	EE Williamson Rd Trail Connect	11560 2014 INFRASTRUCTURE SALES TAX

Department	Program	Start Year	End Year
07 PUBLIC WORKS DEPT	07 CAPITAL PROJECTS DELIVERY	2017	2020

Project Location
SEMINOLE WEKIVA TRAIL TO LAKE EMMA RD

Project Scope
THIS PROJECT WILL DESIGN A TRAIL OR WIDE SIDEWALKS ALONG E E WILLIAMSON RD BETWEEN THE SEMINOLE WEKIVA TRAIL AND LAKE EMMA ROAD.

Project Justification
THIS PROJECT IS PART OF THE COUNTY'S EXTENSIVE TRAILS NETWORK ENSURING SAFE PEDESTRIAN & BICYCLE ACCESS / CONNECTION TO PARK SITES, NATURAL LANDS, SCHOOLS AND MIXED USE CENTER. THIS PROJECT WAS IDENTIFIED IN THE VOTER APPROVED ONE CENT INFRASTRUCTURE SURTAX REINSTATEMENT ON MAY 20, 2014, WHICH WILL GO INTO EFFECT ON JANUARY 1, 2015 AND LAST 10 YEARS.

Budget Impact
-

Budget

Prior Years Actuals	Current Budget	FY19 Request	FY20	FY21	FY22	FY23	Total Project Cost
45,040	2,697,662	700,000	0	0	0	0	3,442,702

TRANSPORTATION

01785410	CR 427 (RONALD REAGAN BLVD)	11560 2014 INFRASTRUCTURE SALES TAX

Department	Program	Start Year	End Year
07 PUBLIC WORKS DEPT	07 CAPITAL PROJECTS DELIVERY	2019	2021

Project Location
COUNTRY CLUB RD TO US 17-92

Project Scope
ASPHALT OVERLAY, FULL DEPTH RECLAMATION, AND VARIOUS METHODS OF ASPHALT SURFACE REFURBISHMENT THAT ARE APPLIED TO SEMINOLE COUNTY' S PAVED ROAD NETWORK. THIS INCLUDES LOCAL ROAD RESURFACING AND REHABILITATION THAT MAY INVOLVE RECONSTRUCTION ACTIVITY.

Project Justification
THIS PROJECT IS DESIGNED TO MAINTAIN OR ENHANCE THE OPERATIONAL LIFE CYCLE OF PUBLIC ROADWAYS. THIS PROJECT WAS IDENTIFIED IN THE VOTER APPROVED ONE CENT INFRASTRUCTURE SURTAX REINSTATEMENT ON MAY 20, 2014, WHICH WENT INTO EFFECT JANUARY 1, 2015 AND WILL LAST 10 YEARS.

Budget Impact
NO OPERATIONAL IMPACT AS THIS IS A REHABILITATION OF AN EXISTING ROADWAY.

Budget

Prior Years Actuals	Current Budget	FY19 Request	FY20	FY21	FY22	FY23	Total Project Cost
0	0	700,000	0	0	0	0	700,000

TRANSPORTATION

01785444	ADA REPLACEMENT PAVMT MGMT	11560 2014 INFRASTRUCTURE SALES TAX

Department	Program	Start Year	End Year
07 PUBLIC WORKS DEPT	07 CAPITAL PROJECTS DELIVERY	2018	2021

Project Location
COUNTYWIDE

Project Scope
AS DIRECTED BY PVMT. MGT. PROG./AS REQUIRED BY DOJ & FHWA ADA LAW

Project Justification
THIS PROJECT WAS IDENTIFIED IN THE VOTER APPROVED ONE CENT INFRASTRUCTURE SURTAX REINSTATEMENT ON MAY 20, 2014, WHICH WENT INTO EFFECT ON JANUARY 1, 2015 AND WILL LAST 10 YEARS.

Budget Impact
THE FUTURE MAINTENANCE COST OF THIS PROJECT IS 3% OF TOTAL CONSTRUCTION COSTS.

Budget

Prior Years Actuals	Current Budget	FY19 Request	FY20	FY21	FY22	FY23	Total Project Cost
0	900,000	400,000	400,000	400,000	0	0	2,100,000

TRANSPORTATION

01785447	ANNUAL BRIDGE REPAIR - MINOR	11560 2014 INFRASTRUCTURE SALES TAX

Department	Program	Start Year	End Year
07 PUBLIC WORKS DEPT	07 CAPITAL PROJECTS DELIVERY	2018	2030

Project Location
COUNTYWIDE

Project Scope
ANNUAL BRIDGE REPAIR - MINOR - AS NEEDED

Project Justification
THIS PROJECT IS REQUIRED FOR A FUNDING SOURCE FOR BRIDGE REHABILITATION AND REPAIRS TO CORRECT DEFICIENCIES IN COUNTY MAINTAINED VEHICULAR BRIDGES THAT WERE IDENTIFIED AND REPORTED TO THE COUNTY BY THE STATE OF FLORIDA. IN ADDITION, THE COUNTY IS REQUIRED TO COMPLETE AN INSPECTION AND REHABILITATION PROGRAM ON ALL PEDESTRIAN OVERPASSES OR TUNNELS. THIS PROJECT WILL PROVIDE AN ACCOUNT LINE TO DESIGN AND CONSTRUCT REQUIRED REPAIRS.

Budget Impact
THE FUTURE MAINTENANCE COST OF THIS PROJECT IS 3% OF TOTAL CONSTRUCTION COSTS.

Budget

Prior Years Actuals	Current Budget	FY19 Request	FY20	FY21	FY22	FY23	Total Project Cost
33,612	123,068	75,000	75,000	75,000	0	0	381,680

TRANSPORTATION

01785448	ANNUAL BRIDGE REPAIR - MAJOR	11560 2014 INFRASTRUCTURE SALES TAX

Department	Program	Start Year	End Year
07 PUBLIC WORKS DEPT	07 CAPITAL PROJECTS DELIVERY	2019	2030

Project Location
COUNTYWIDE

Project Scope
ANNUAL BRIDGE REPAIR - MAJOR - AS NEEDED

Project Justification
THIS PROJECT IS REQUIRED FOR A FUNDING SOURCE FOR BRIDGE REHABILITATION AND REPAIRS TO CORRECT DEFICIENCIES IN COUNTY MAINTAINED VEHICULAR BRIDGES THAT WERE IDENTIFIED AND REPORTED TO THE COUNTY BY THE STATE OF FLORIDA. IN ADDITION, THE COUNTY IS REQUIRED TO COMPLETE AN INSPECTION AND REHABILITATION PROGRAM ON ALL PEDESTRIAN OVERPASSES OR TUNNELS. THIS PROJECT WILL PROVIDE AN ACCOUNT LINE TO DESIGN AND CONSTRUCT REQUIRED REPAIRS.

Budget Impact
THE FUTURE MAINTENANCE COST OF THIS PROJECT IS 3% OF TOTAL CONSTRUCTION COSTS.

Budget

Prior Years Actuals	Current Budget	FY19 Request	FY20	FY21	FY22	FY23	Total Project Cost
0	0	50,000	470,000	0	0	0	520,000

TRANSPORTATION

01785467	SR 436 @ CASSELTON	11560 2014 INFRASTRUCTURE SALES TAX

Department	Program	Start Year	End Year
07 PUBLIC WORKS DEPT	07 CAPITAL PROJECTS DELIVERY	2019	2021

Project Location
SR 436 @ CASSELTON

Project Scope
THIS PROJECT WILL CONVERT THE EXISTING SPAN WIRE SIGNAL TO MAST ARMS.

Project Justification
MAST ARM SIGNALS WITHSTOOD HURRICANE FORCE WINDS BETTER THAN SPAN WIRE TYPE SIGNALS DURING THE THREE HURRICANES OF 2004. THE MAST ARM SIGNAL HAD A LOWER RATIO OF INTERSECTIONS DAMAGED WHICH RESULTED IN THE LOWER REPAIR COSTS. THE LESS EXTENSIVE NATURE OF DAMAGE ALLOWS FOR QUICKER SERVICE RESTORATION THAN THE OLDER SPAN WIRE TYPE SIGNALS FOLLOWING AN OUTAGE DUE TO AN EMERGENCY SITUATION. THIS PROJECT WAS IDENTIFIED IN THE VOTER APPROVED ONE CENT INFRASTRUCTURE SURTAX REINSTATEMENT ON MAY 20, 2014, WHICH WENT INTO EFFECT ON JANUARY 1, 2015 AND WILL LAST 10 YEARS.

Budget Impact
THE FUTURE MAINTENANCE COST OF THIS PROJECT IS 3% OF TOTAL CONSTRUCTION COSTS.

Budget

Prior Years Actuals	Current Budget	FY19 Request	FY20	FY21	FY22	FY23	Total Project Cost
0	0	300,000	175,000	0	0	0	475,000

NON CIE

01785486	GEC - PROJECT MANAGEMENT	11560 2014 INFRASTRUCTURE SALES TAX

Department	Program	Start Year	End Year
07 PUBLIC WORKS DEPT	07 CAPITAL PROJECTS DELIVERY	2017	2030

Project Location
COUNTYWIDE

Project Scope
GEC CONTRACT FOR PROJECT MANAGEMENT WITH CH2M HILL

Project Justification
TO ASSIST SEMINOLE COUNTY WITH IMPLEMENTING SALES TAX PROGRAMS

Budget Impact
-

Budget

Prior Years Actuals	Current Budget	FY19 Request	FY20	FY21	FY22	FY23	Total Project Cost
153,520	874,802	500,000	0	0	0	0	1,528,322

TRANSPORTATION

01785489	ENGINEERING CAPITALIZATION	11560 2014 INFRASTRUCTURE SALES TAX

Department	Program	Start Year	End Year
07 PUBLIC WORKS DEPT	07 CAPITAL PROJECTS DELIVERY	2018	2030

Project Location
COUNTYWIDE

Project Scope
ENGINEERING CAPITALIZATION FOR 3RD GENERATION SALES TAX FUND

Project Justification
-

Budget Impact
-

Budget							
Prior Years Actuals	Current Budget	FY19 Request	FY20	FY21	FY22	FY23	Total Project Cost
0	4,090,483	4,260,061	0	0	0	0	8,350,544

TRANSPORTATION

01785571	SCHOOL FLASHER UPGRADES 10 LOC	11560 2014 INFRASTRUCTURE SALES TAX

Department	Program	Start Year	End Year
07 PUBLIC WORKS DEPT	07 CAPITAL PROJECTS DELIVERY	2018	2020

Project Location
COUNTYWIDE

Project Scope
UPGRADE AND/OR REBUILD SCHOOL FLASHING LIGHTS AT 10 LOCATIONS THROUGHOUT THE COUNTY.

Project Justification
THIS PROJECT WAS IDENTIFIED IN THE VOTER APPROVED ONE CENT INFRASTRUCTURE SURTAX REINSTATEMENT ON MAY 20, 2014, WHICH WENT INTO EFFECT ON JANUARY 1, 2015 AND WILL LAST 10 YEARS.

Budget Impact
-

Budget

Prior Years Actuals	Current Budget	FY19 Request	FY20	FY21	FY22	FY23	Total Project Cost
0	100,000	100,000	100,000	100,000	0	0	400,000

TRANSPORTATION

01785718	CURRYVILLE - IRMA	11560 2014 INFRASTRUCTURE SALES TAX

Department	Program	Start Year	End Year
07 PUBLIC WORKS DEPT	07 CAPITAL PROJECTS DELIVERY	2018	2020

Project Location

-

Project Scope

-

Project Justification

-

Budget Impact

-

Budget							
Prior Years Actuals	**Current Budget**	**FY19 Request**	**FY20**	**FY21**	**FY22**	**FY23**	**Total Project Cost**
0	300,000	1,320,000	0	0	0	0	1,620,000

RECREATION / OPEN SPACE

01904012	PLAYGROUND-SYLVAN LK SANLANDO	00100 GENERAL FUND

Department	Program	Start Year	End Year
04 LEISURE SERVICES DEPT	04 RECREATIONAL ACTIVITIES & P	2019	2020

Project Location

-

Project Scope

-

Project Justification

-

Budget Impact

-

Budget							
Prior Years Actuals	**Current Budget**	**FY19 Request**	**FY20**	**FY21**	**FY22**	**FY23**	**Total Project Cost**
0	0	300,000	0	0	0	0	300,000

TRANSPORTATION

01907032	SR 436 SIGNAL ADAPTIVE(10 SIG)	11560 2014 INFRASTRUCTURE SALES TAX

Department	Program	Start Year	End Year
07 PUBLIC WORKS DEPT	07 CAPITAL PROJECTS DELIVERY	2019	2021

Project Location
WILSHIRE BLVD - CASSELTON DR

Project Scope

PROJECT WILL ADD ADDITIONAL SENSORS AT THE INTERSECTIONS IN ORDER TO DETECT VEHICLES AND TRAFFICE FLOW. THE 10 SIGNALS ARE AS FOLLOWS; SR 424 @ SR 414, SR 434 @ GATEWAY DR/ SR 434 @ TRAILWOOD DR/ SR 434 WEST TOWN PKWY/ SR 434 @ ORANGE AVE/ SR 434 @ SR 436/ SR 434 @ SAN SEBASTIAN PRADO/SR 434 @ SANDLAKE RD SR 434 @ JAMESTOWN BLVD/ SR 434 @ E LK. BRANTLEY RD

Project Justification

Adaptive signal control technology adjusts the timing of red, yellow and green lights to accommodate changing traffic patterns and ease traffic congestion. The main benefits of adaptive signal control technology over conventional signal systems are that it can: Continuously distribute green light time equitably for all traffic movements, Reduce congestion by creating smoother flow. Prolong the effectiveness of traffic signal timing

Budget Impact
-

Budget

Prior Years Actuals	Current Budget	FY19 Request	FY20	FY21	FY22	FY23	Total Project Cost
0	0	375,000	0	0	0	0	375,000

GENERAL GOVERNMENT

01907038	US 17-92 FIBER UPGRADE	11560 2014 INFRASTRUCTURE SALES TAX

Department	Program	Start Year	End Year
07 PUBLIC WORKS DEPT	07 CAPITAL PROJECTS DELIVERY	2019	2021

Project Location
W 1ST ST
-E AIRPORT BLVD

Project Scope
THIS PROJECT WILL INSTAL/INCREASE FIBER OPTIC NETWORK CAPACITY

Project Justification
Adaptive signal control technology adjusts the timing of red, yellow and green lights to accommodate changing traffic patterns and ease traffic congestion. The main benefits of adaptive signal control technology over conventional signal systems are that it can: Continuously distribute green light time equitably for all traffic movements, Reduce congestion by creating smoother flow. Prolong the effectiveness of traffic signal timing

Budget Impact
-

Budget

Prior Years Actuals	Current Budget	FY19 Request	FY20	FY21	FY22	FY23	Total Project Cost
0	0	300,000	0	0	0	0	300,000

GENERAL GOVERNMENT

01907046	NETWORK CORE ROUTERS/-UPGRADE	11560 2014 INFRASTRUCTURE SALES TAX

Department	Program	Start Year	End Year
07 PUBLIC WORKS DEPT	07 CAPITAL PROJECTS DELIVERY	2019	2021

Project Location

COUNTYWIDE

Project Scope

FIBER OPTIC UPGRADE/ INCREASING CAPACITY OF THE FIBER OPTIC NETWORK

Project Justification

THIS PROJECT WILL ENHANCE THE COUNTY'S ADVANCED TRAFFIC MANAGEMENT SYSTEM, WHICH ALLOWS REAL-TIME INFORMATION SHARING WITH OTHER JURISDICTIONS REGARDING TRAFFIC FLOW ON MAJOR ARTERIAL AND COLLECTOR ROADWAYS. IT ALSO PROVIDES FOR REAL-TIME COMMUNICATIONS OF EN-ROUTE INFORMATION TO MOTORISTS, ENABLING THEM OR THE TRAFFIC MANAGEMENT CENTER TO MAKE INFORMED DECISIONS TO REDIRECT TRAVEL TO AVOID PROBLEM AREASTHIS PROJECT WAS IDENTIFIED IN THE VOTER APPROVED ONE CENT INFRASTRUCTURE SURTAX REINSTATEMENT THIS PROJECT IS LISTED IN THE TRANSPORTATION MASTER PLAN NEEDS LIST AS A TIER 1 / TSM&O / PRIORITY # 36

Budget Impact

-

Budget

Prior Years Actuals	Current Budget	FY19 Request	FY20	FY21	FY22	FY23	Total Project Cost
0	0	200,000	100,000	100,000	0	0	400,000

GENERAL GOVERNMENT

01907047	CONNECTED VEHICLE/ICM EQUIPMEN	11560 2014 INFRASTRUCTURE SALES TAX

Department	Program	Start Year	End Year
07 PUBLIC WORKS DEPT	07 CAPITAL PROJECTS DELIVERY	2019	2020

Project Location

COUNTYWIDE

Project Scope

NECESSARY FIELD HARDWARE FOR CV AND ICM APPLICATIONS

Project Justification

THIS PROJECT WILL ENHANCE THE COUNTY'S ADVANCED TRAFFIC MANAGEMENT SYSTEM, WHICH ALLOWS REAL-TIME INFORMATION SHARING WITH OTHER JURISDICTIONS REGARDING TRAFFIC FLOW ON MAJOR ARTERIAL AND COLLECTOR ROADWAYS. IT ALSO PROVIDES FOR REAL-TIME COMMUNICATIONS OF EN-ROUTE INFORMATION TO MOTORISTS, ENABLING THEM OR THE TRAFFIC MANAGEMENT CENTER TO MAKE INFORMED DECISIONS TO REDIRECT TRAVEL TO AVOID PROBLEM AREASTHIS PROJECT WAS IDENTIFIED IN THE VOTER APPROVED ONE CENT INFRASTRUCTURE SURTAX REINSTATEMENT THIS PROJECT IS LISTED IN THE TRANSPORTATION MASTER PLAN NEEDS LIST AS A TIER 1 / TSM&O / PRIORITY # 36

Budget Impact

-

Budget

Prior Years Actuals	Current Budget	FY19 Request	FY20	FY21	FY22	FY23	Total Project Cost
0	0	100,000	100,000	100,000	0	0	300,000

GENERAL GOVERNMENT

01907049	VIDEO DECODING WORKSTATIONS/SE	11560 2014 INFRASTRUCTURE SALES TAX

Department	Program	Start Year	End Year
07 PUBLIC WORKS DEPT	07 CAPITAL PROJECTS DELIVERY	2019	2021

Project Location

COUNTYWIDE

Project Scope

UPGRADE OF ATMS COMPUTER EQUIPMENT

Project Justification

THIS PROJECT WILL ENHANCE THE COUNTY'S ADVANCED TRAFFIC MANAGEMENT SYSTEM, WHICH ALLOWS REAL-TIME INFORMATION SHARING WITH OTHER JURISDICTIONS REGARDING TRAFFIC FLOW ON MAJOR ARTERIAL AND COLLECTOR ROADWAYS. IT ALSO PROVIDES FOR REAL-TIME COMMUNICATIONS OF EN-ROUTE INFORMATION TO MOTORISTS, ENABLING THEM OR THE TRAFFIC MANAGEMENT CENTER TO MAKE INFORMED DECISIONS TO REDIRECT TRAVEL TO AVOID PROBLEM AREASTHIS PROJECT WAS IDENTIFIED IN THE VOTER APPROVED ONE CENT INFRASTRUCTURE SURTAX REINSTATEMENT THIS PROJECT IS LISTED IN THE TRANSPORTATION MASTER PLAN NEEDS LIST AS A TIER 1 / TSM&O / PRIORITY # 36

Budget Impact

-

Budget

Prior Years Actuals	Current Budget	FY19 Request	FY20	FY21	FY22	FY23	Total Project Cost
0	0	200,000	100,000	0	0	0	300,000

TRANSPORTATION

01907052	RED BUG LAKE RD @ SR 417 (EAST	11560 2014 INFRASTRUCTURE SALES TAX

Department	Program	Start Year	End Year
07 PUBLIC WORKS DEPT	07 CAPITAL PROJECTS DELIVERY	2019	2021

Project Location
RED BUG LAKE RD @ SR 417 (EAST SIDE)

Project Scope

THIS PROJECT WILL CONVERT A STRAND SIGNAL TO A MAST ARM .

Project Justification
DURING HURRICANE OR STRONG STORM EVENTS THE MAST ARM SIGNAL HAD A LOWER RATIO OF INTERSECTIONS DAMAGED WHICH RESULTED IN THE LOWER REPAIR COSTS. THE LESS EXTENSIVE NATURE OF DAMAGE ALLOWS FOR QUICKER SERVICE RESTORAL THAN THE OLDER SPAN WIRE TYPE SIGNALS FOLLOWING AN OUTAGE DUE TO AN EMERGENCY SITUATION; THIS PROJECT IS LISTED ON THE 2014 SALES TAX REFERENDUM BY THE VOTERS IN SEMINOLE COUNTY

Budget Impact
-

Budget							
Prior Years Actuals	Current Budget	FY19 Request	FY20	FY21	FY22	FY23	Total Project Cost
0	0	400,000	0	0	0	0	400,000

TRANSPORTATION

01907053	SR 434 @ JAMESTOWN DR MAST ARM	11560 2014 INFRASTRUCTURE SALES TAX

Department	Program	Start Year	End Year
07 PUBLIC WORKS DEPT	07 CAPITAL PROJECTS DELIVERY	2019	2021

Project Location

SR 434 @ JAMESTOWN D

Project Scope

THIS PROJECT WILL CONVERT A STRAND SIGNAL TO A MAST ARM .

Project Justification

DURING HURRICANE OR STRONG STORM EVENTS THE MAST ARM SIGNAL HAD A LOWER RATIO OF INTERSECTIONS DAMAGED WHICH RESULTED IN THE LOWER REPAIR COSTS. THE LESS EXTENSIVE NATURE OF DAMAGE ALLOWS FOR QUICKER SERVICE RESTORAL THAN THE OLDER SPAN WIRE TYPE SIGNALS FOLLOWING AN OUTAGE DUE TO AN EMERGENCY SITUATION; THIS PROJECT IS LISTED ON THE 2014 SALES TAX REFERENDUM BY THE VOTERS IN SEMINOLE COUNTY

Budget Impact

-

Budget

Prior Years Actuals	Current Budget	FY19 Request	FY20	FY21	FY22	FY23	Total Project Cost
0	0	500,000	0	0	0	0	500,000

TRANSPORTATION

01907058	LAKE MILLS RD @ CR 419	12604 EAST COLLECTOR-IMPACT FEE

Department	Program	Start Year	End Year
07 PUBLIC WORKS DEPT	07 CAPITAL PROJECTS DELIVERY	2019	2021

Project Location

LAKE MILLS RD @ CR 419

Project Scope

ADDING TURN LANE ON LAKE MILLS RD

Project Justification

ADDING TURN LANE ON LAKE MILLS RD

Budget Impact

-

Budget							
Prior Years Actuals	**Current Budget**	**FY19 Request**	**FY20**	**FY21**	**FY22**	**FY23**	**Total Project Cost**
0	0	345,000	0	0	0	0	345,000

TRANSPORTATION

01907059	E AIRPORT BLVD @ FS32	11560 2014 INFRASTRUCTURE SALES TAX

Department	Program	Start Year	End Year
07 PUBLIC WORKS DEPT	07 CAPITAL PROJECTS DELIVERY	2019	2021

Project Location
E AIRPORT BLVD @ FS 32

Project Scope

THIS PROJECT WILL CONVERT A STRAND SIGNAL TO A MAST ARM .

Project Justification

DURING HURRICANE OR STRONG STORM EVENTS THE MAST ARM SIGNAL HAD A LOWER RATIO OF INTERSECTIONS DAMAGED WHICH RESULTED IN THE LOWER REPAIR COSTS. THE LESS EXTENSIVE NATURE OF DAMAGE ALLOWS FOR QUICKER SERVICE RESTORAL THAN THE OLDER SPAN WIRE TYPE SIGNALS FOLLOWING AN OUTAGE DUE TO AN EMERGENCY SITUATION; THIS PROJECT IS LISTED ON THE 2014 SALES TAX REFERENDUM BY THE VOTERS IN SEMINOLE COUNTY

Budget Impact
-

Budget							
Prior Years Actuals	Current Budget	FY19 Request	FY20	FY21	FY22	FY23	Total Project Cost
0	0	250,000	0	0	0	0	250,000

TRANSPORTATION

01907065	GARDEN LAKE ESTATES SUB	11560 2014 INFRASTRUCTURE SALES TAX

Department	Program	Start Year	End Year
07 PUBLIC WORKS DEPT	07 CAPITAL PROJECTS DELIVERY	2019	2021

Project Location

ASTER COURT TO ASTER DR

Project Scope

GARDEN LAKE ESTATES - RANKING DRIMP04-01 / WEATHERSFIELD SUBDIVISION - Add an inlet to the secondary drainage system on east side of Trinity Ave Install new curb inlet on the eastside of Trinity Ave. at the gutter's low point, and be connected to the downstream system on Clemson Dr. Recommend coordinating this project with other projects in subdivision, including CCTV and Small Area Study for water quality improvements. PERMITS WILL BE REQUIRED FOR THIS PROJECT / RANKING DRBREP-01

Project Justification

STORMWATER MASTER PLAN

Budget Impact

-

Budget

Prior Years Actuals	Current Budget	FY19 Request	FY20	FY21	FY22	FY23	Total Project Cost
0	0	200,000	0	0	0	0	200,000

DRAINAGE

01907066	SPRING VALLET FARMS OUTFALL #3	11560 2014 INFRASTRUCTURE SALES TAX

Department	Program	Start Year	End Year
07 PUBLIC WORKS DEPT	07 CAPITAL PROJECTS DELIVERY	2019	2021

Project Location

SPRING LAKE SOUTH

Project Scope

The existing inlet can be retrofitted as a pollutant removal structure in combination with a baffle box / exfiltration trench located along the existing inflow pipe to provide treatment for the majority of the untreated stormwater leading to Spring Lake. Other alternatives for treatment of this basin include installing an exfiltration trench and pollutant removal structure along the outfall pipe on Spring Valley Loop near the intersection with Spring Valley Road /RANKING DRWQIM-04

Project Justification

THE SPRING VALLEY FARMS SPRING LAKE OUTFALL #2 (DRWQIM-04) - THIS PROJECT PROVIDES GREATER TEATMENT/AREA OF TREATMENT THAT THAN THE HIGHER RANKED OUTFALL #12 THEREFORE SHOULD BE A HIGHER PRIORITY PROJECT FOR THIS TMDL WATERBODY. OUTFALL #2 WAS IDENTIFIED AS THE SECOND MOST SIGNIFICANT SUB-BASIN IN TERMS OF PHOSPHOROUS LOADING TO SPRING LAKE AND THE SECOND LARGEST CONTRIBUTION OF TOTAL RUNOFF-GENERATED LOADINGS TO SPRING LAKE. NUMERICAL VALUE COMPARISONS: OUTFALL TPLOADING 19.6KG/GR AND AREA SUB-BASIN SIZE OF 56.76 AC; OUTFALL #12 TP LOADING 2.6KG/YR AND AREA SUB-BASIN SIZE OF 14.24 AC.

Budget Impact

-

Budget

Prior Years Actuals	Current Budget	FY19 Request	FY20	FY21	FY22	FY23	Total Project Cost
0	0	150,000	300,000	200,000	0	0	650,000

DRAINAGE

01907076	LK TONY OUTFALL REPLACEMENT	11560 2014 INFRASTRUCTURE SALES TAX

Department	Program	Start Year	End Year
07 PUBLIC WORKS DEPT	07 CAPITAL PROJECTS DELIVERY	2019	2021

Project Location

LK TONY TO FISHER RD

Project Scope

Provide culvert outfall for Lake Tony. Replace the Fisher Road structure (12-0416C) with a single 24" diameter RCP culvert with headwalls. FISHER RD OUTFALL STRUCTURE REPLACEMENT / RANKING - FLHZ-01

Project Justification

Culvert completely buried. Although the peak stages do not overtop the roadway, the culvert does provide an overflow relief for large storm events. STORMWATER MASTER PLAN RANKING FLHZ-01

Budget Impact

-

Budget

Prior Years Actuals	Current Budget	FY19 Request	FY20	FY21	FY22	FY23	Total Project Cost
0	0	600,000	0	0	0	0	600,000

NON CIE

01907080	LAKE HARNEY BASIN STUDY	11560 2014 INFRASTRUCTURE SALES TAX

Department	Program	Start Year	End Year
07 PUBLIC WORKS DEPT	07 CAPITAL PROJECTS DELIVERY	2019	2020

Project Location
24 SQ MILES IN NORTHEASE SEMINOLE COUNTY

Project Scope
THIS WILL BE THE FIRST BASIN STORMWATER MANAGEMENT MASTER PLAN (SWMMP) FOR LAKE HARNEY. MOST OF THE DEVELOPED AREAS ARE ADJACENT TO SHORELINE OF THE LAKE AND LAKE HARNEY IS DRIECTLY CONNECTED TO THE MIDDLE ST JOHNS RIVER; WHICH IS PART OF THE REGIONAL SYSTEM. HOWEVER, THE GOAL OF THE STUDY IS TO BETTER UNDERSTAND THE BASIN AREA, CREEKS & CANALS FROM THE COUNTY SIDE THAT CONTRIBUTES TO THE RIVER; AND HOW WE CAN MANAGE THE SYSTEM AND FUTURE DEVELOPMENT ESPECIALLY IN FLOODPLAIN AREAS. THE SWMMP CAN BE PHASE OUT INTO THREE: DATA COLLECTION, HYDROLOGY/HYDRAULIC (H&H) ANALYSIS & REPORT, AND IMPLEMENTATION. DATA COLLECTION/MODEL SETUP-EST. COST=$100,000 (LiDAR & FIELD SURVEY, DATA COLLECTION & OTHERS); H&H ANALYSIS/REPORT-EST.COST=$200,000 (MODEL ANALYSIS, PROBLEM/SOLUTION IDENTIFICATION WITH COST ESTIMATE); IMPLEMENTATION-EST.COST=$100,000 (FEMA MAP REVISION & OTHERS).

Project Justification
JUSTIFICATION: SEMINOLE COUNTY DOES NOT HAVE A BASIN STUDY OF LAKE HARNEY BASIN; DEVELOPMENT IN THE BASIN CONTINUES TO GROW ESPECIALLY IN FLOOD HAZARD AREAS; PROBLEMS IN THE FUTURE CAN BE HANDLED PROPERLY AND PREVENT LOSS OF LIVES & PROPERTIES; UNDERSTANDING THE SYSTEM CAN BE A PRO-ACTIVE APPROACH TO PREDICTED PROBLEM AREAS.

Budget Impact
-

Budget

Prior Years Actuals	Current Budget	FY19 Request	FY20	FY21	FY22	FY23	Total Project Cost
0	0	100,000	200,000	70,000	0	0	370,000

TRANSPORTATION

01907083	GENEVA ELEMENTARY TURN LANE	11560 2014 INFRASTRUCTURE SALES TAX

Department	Program	Start Year	End Year
07 PUBLIC WORKS DEPT	07 CAPITAL PROJECTS DELIVERY	2019	2021

Project Location

MAIN ST TO SCHOOL ENTRANCE

Project Scope

THIS PROJECT WILL CONSTRUCT A RIGHT TURN LANE AT SCHOOL ENTRANCE. A SURVEY HAS BEEN PROVIDED BY THE SCHOOL BOARDS' ENGINEER.

Project Justification

THIS REQUEST FOR A TURN LANE WAS REQUESTED BY THE SCHOOL.

Budget Impact

-

Budget							
Prior Years Actuals	Current Budget	FY19 Request	FY20	FY21	FY22	FY23	Total Project Cost
0	0	172,000	0	0	0	0	172,000

NON CIE

01907084	NORTH ST CORRIDOR STUDY	11560 2014 INFRASTRUCTURE SALES TAX

Department	Program	Start Year	End Year
07 PUBLIC WORKS DEPT	07 CAPITAL PROJECTS DELIVERY	2019	2020

Project Location

CR 427 TO PALM SPRINGS DR

Project Scope

THIS PROJECT WILL CONDUCT A TRAFFIC STUDY OF THIS CORRIDOR FOR IMPROVEMENTS

Project Justification

DUE TO HIGH TRAFFIC VOUME IN THIS AREA, THIS STUDY WILL DETERMINE WHICH DESIGN APPROACH WOULD MAKE THE STREET NETWORK BETTER AND SAFER FOR DRIVER, TRANSIT USERS, PEDSTRIANS AND CYCLISTS.

Budget Impact

-

Budget

Prior Years Actuals	Current Budget	FY19 Request	FY20	FY21	FY22	FY23	Total Project Cost
0	0	150,000	0	0	0	0	150,000

TRANSPORTATION

01907085	WOODLAND ELEMENTARY TURN LANE	11560 2014 INFRASTRUCTURE SALES TAX

Department	Program	Start Year	End Year
07 PUBLIC WORKS DEPT	07 CAPITAL PROJECTS DELIVERY	2019	2020

Project Location
EE WILLIMASON RD @ WOODLAND ELEMENTARY SCHOO

Project Scope
SCHOOL REQUESTED TO ADD TURN LANE ALONG WESTBOUND EE WILLIAMSON RD TO ACCESS WOODLAND ELEMENTARY SCHOOL. ADDITIONALLY, AN OPERATIONAL ANALYSIS WAS PERFORMED INHOUSE DURING FEBRUARY 2017, AND CONCLUDED THAT A CONSTUCTION OF WESTBOUND RIGHT RURN LANE WILL PROVIDE OPERATIONAL AND SAFETY IMPROVEMENTS AT THAT INTERSECTION.

Project Justification
SCHOOL REQUESTED TO ADD TURN LANE ALONG WESTBOUND EE WILLIAMSON RD TO ACCESS WOODLAND ELEMENTARY SCHOOL. ADDITIONALLY, AN OPERATIONAL ANALYSIS WAS PERFORMED INHOUSE DURING FEBRUARY 2017, AND CONCLUDED THAT A CONSTUCTION OF WESTBOUND RIGHT RURN LANE WILL PROVIDE OPERATIONAL AND SAFETY IMPROVEMENTS AT THAT INTERSECTION. THIS PROJECT WILL PROVIDE SAFE TRAVEL IN THIS SCHOOL ZONE.

Budget Impact
-

Budget

Prior Years Actuals	Current Budget	FY19 Request	FY20	FY21	FY22	FY23	Total Project Cost
0	0	168,000	0	0	0	0	168,000

GENERAL GOVERNMENT

01907086	FIBER OPTIC PULL BOX	11560 2014 INFRASTRUCTURE SALES TAX

Department	Program	Start Year	End Year
07 PUBLIC WORKS DEPT	07 CAPITAL PROJECTS DELIVERY	2019	2020

Project Location

COUNTYWIDE

Project Scope

THIS PROJECT WILL INSTALL/INCREASE FIBER OPTIC NETWORK CAPACITY

Project Justification

Adaptive signal control technology adjusts the timing of red, yellow and green lights to accommodate changing traffic patterns and ease traffic congestion. The main benefits of adaptive signal control technology over conventional signal systems are that it can:Continuously distribute green light time equitably for all traffic movements, Reduce congestion by creating smoother flow. Prolong the effectiveness of traffic signal timing

Budget Impact

-

Budget

Prior Years Actuals	Current Budget	FY19 Request	FY20	FY21	FY22	FY23	Total Project Cost
0	0	100,000	100,000	100,000	0	0	300,000

NON CIE

01907091	USDA-NRCS-IRMA-MATCH	11560 2014 INFRASTRUCTURE SALES TAX

Department	Program	Start Year	End Year
07 PUBLIC WORKS DEPT	07 CAPITAL PROJECTS DELIVERY	2018	2020

Project Location

Lake Monroe Basin, Lake Jesup Basin, Econ River Basin, Wekiva River Basin, and Howell Creek

Project Scope

Various water clean-up debris and channel stabilization project for the gran

Project Justification

The NRCS grant requires a match amount for its projects and a child BU will need to be establish for these projects

Budget Impact

-

Budget

Prior Years Actuals	Current Budget	FY19 Request	FY20	FY21	FY22	FY23	Total Project Cost
0	0	373,881	0	0	0	0	373,881

DRAINAGE

01907067	WEKIVA SPRINGS RD DRAINAGE	11560 2014 INFRASTRUCTURE SALES TAX

Department	Program	Start Year	End Year
07 PUBLIC WORKS DEPT	07 CAPITAL PROJECTS DELIVERY	2019	2021

Project Location
-

Project Scope
WEKIVA SPRINGS ROAD CULVERTS AND WEIR-SWEETWATER CREEK AREA / RANKING FLHZ-14 FLOODING ANALYSIS, CROSS PIPE, ROAD REPLACEMENT AND RAISING ROAD PROFILE /PROPOSED AS FEMA-HMGP 75%/COUNTY 25%/ UP FRONT FUNDING WITH REIMBURSEMENT

Project Justification
STORMWATER MASTER PLAN RANKING FLHZ-14

Budget Impact
-

Budget

Prior Years Actuals	Current Budget	FY19 Request	FY20	FY21	FY22	FY23	Total Project Cost
0	0	300,000	875,000	0	0	0	1,175,000

DRAINAGE

01907068	MULLET LAKE PARK DRAINAGE	11560 2014 INFRASTRUCTURE SALES TAX

Department	Program	Start Year	End Year
07 PUBLIC WORKS DEPT	07 CAPITAL PROJECTS DELIVERY	2019	2021

Project Location

-

Project Scope

ENGINEERING DESIGN, PERMITTING, LAND ACQUISITION FOR POND SITE AND CONSTRUCTION

Project Justification

STORMWATER MASTER PLAN RANKING FLHZ-18

Budget Impact

-

Budget

Prior Years Actuals	Current Budget	FY19 Request	FY20	FY21	FY22	FY23	Total Project Cost
0	0	300,000	1,310,000	0	0	0	1,610,000

NON CIE

01907089	HMGP-MATT-PW RETROFIT MATCH	00100 GENERAL FUND

Department	Program	Start Year	End Year
07 PUBLIC WORKS DEPT	07 FACILITIES	2018	2019

Project Location

Public Works Five Points Building

Project Scope

The project will provide the County's match amount for the Public Works Five Point Wind Retrofit

Project Justification

This BU will be for the match amount for the HMGP Grant Public Work Wind Retrofit project

Budget Impact

-

Budget

Prior Years Actuals	Current Budget	FY19 Request	FY20	FY21	FY22	FY23	Total Project Cost
0	0	37,500	0	0	0	0	37,500

2019 FACILITIES PLANNED WORK PROGRAM

FUND	BUILDING	DESCRIPTION	ORIGINAL REQUEST	PROPOSED FUNDING
00100	Softball Complex	Elevator modernization	92,000	-
00100	Court Facilities (Law Library)	1-Story Pressure Wash, Paint, Caulk	15,173	-
00100	Mullet Lake Park - Restroom	1-Story Pressure Wash, Paint, Caulk	2,666	-
00100	Geneva Caretakers House	1-Story Pressure Wash, Paint, Caulk	6,910	-
00100	Juvenile Justice Center / G.A.L. Office	Broadloom Carpet Tiles	15,627	-
00100	Wilderness Area - Geneva - Nature Center	Broadloom Carpet Tiles	22,714	-
00100	Juvenile Justice Center / Courtroom 1	10 ton RTU Aaon AC UNITS	35,396	-
00100	Juvenile Justice Center / Courtroom 2	10 ton RTU Aaon AC UNITS	35,396	-
00100	Juvenile Justice Center / Courtroom 3	13 ton RTU Aaon AC UNITS	35,396	-
00100	County Services Building	Tracer Summit Controls	124,244	-
00100	Civil Courthouse	Chiller # 2	108,100	108,100
00100	Public Safety Building	50 Ton Temptrol & Condensor	175,800	-
00100	Big Tree Park - Pump House	Shingle	1,750	-
00100	County Services - Boiler House	Built-Up Roof	86,203	-
00100	Lake Mills Park - Pavilion - #5	Shingle	12,950	-
00100	Mental Health Center - Sanford - (Owned) - NM	Shingle	135,025	-
00100	Red Bug Lake Park - Restroom - West of Field B	Shingle	8,500	-
00100	Wilderness Area - Chuluota - Caretaker House	Shingle	9,925	-
00100	Wilderness Area - Geneva - Caretaker House	Shingle	9,925	-
00100	Juvenile Justice Center	Seal Coat & Stripe	10,195	-
00100	Trailhead - Markham - Restroom	Seal Coat & Stripe	6,310	-
00100	General Gov't Buildings	Carpet Replacement	-	50,000
		GENERAL FUND TOTAL	**950,205**	**158,100**

2019 FACILITIES PLANNED WORK PROGRAM

FUND	BUILDING	DESCRIPTION	ORIGINAL REQUEST	PROPOSED FUNDING
11200	FS-21	1-Story Pressure Wash, Paint, Caulk	24,872	24,872
11200	FS-25	1-Story Pressure Wash, Paint, Caulk	19,442	19,442
11200	FS-13 (2nd Floor)	Ceramic Tile / Currently Carpet	15,102	15,102
11200	FS-23	Ceramic Tile	55,553	27,777
11200	FS-27	Ceramic Tile	111,614	55,807
11200	FS-42	Standing Seam Metal	4,350	4,350
		FIRE FUND TOTAL	**230,933**	**147,350**
40100	WTP - Southeast Regional - Maintenance	1-Story Pressure Wash, Paint, Caulk	9,500	9,500
2019 Grand Total		**PLANNED WORK TOTAL**	**1,190,638**	**314,950**
00100	Criminal Justice Center Additional Security Bollards		10,000	10,000
00100	Lightning Protection At John E Polk Correctional Facility	The Jail is 35+ years old and lightning protection has failed during accreditation. Recommend to remove / install new	21,108	-
00100	Additional Cleaning at the Public Safety Building	$10,337 IN OPERATING BUDGET	-	-
00100	Criminal Justice Center	Walk-up window and reconfigure counter. Note walk-up window is inside cubicle building only. Cost could go up to $ 27,796 factoring in O.T.	30,651	-
00100	Criminal Justice Center	Awning, Landscape, Cement Work, Windows for Walk-up Windows	36,120	-
00100	Criminal Justice Center	Reconfigure outside courtroom 1A - if new material approximately. Cost could drop to $ 9,000 if current product available. Cubicles.	15,000	9,000

2019 FACILITIES PLANNED WORK PROGRAM

FUND	BUILDING	DESCRIPTION	ORIGINAL REQUEST	PROPOSED FUNDING
00100	Criminal Justice Center	Additional armless chairs for jury assembly room for overflow jurors	5,595	-
00100	Civil Courthouse	Window shades on 1st / 4th floor East Side	14,903	-
00100	Civil Courthouse	New carpeting on 1st and 4th floors to match other newly renovated areas	69,800	-
00100	Civil Courthouse	ADA Restrooms - this price covers all restrooms in Civil Courthouse	471,480	-
00100	East Branch	New flooring and carpeting	13,750	
00100	Civil Courthouse	New carpeting on 1st, 2nd, and 3rd floors to match other newly renovated areas	235,565	-
00100	Criminal Justice Center	Capital improvement requests for the upcoming year will be to replace courtroom seating in three courtrooms within the DCC facility	19,400	-
00100	1224 Conference Room	Carpet & Paint. Carpeting cost only. (Painting done via Maintenance)	3,300	
00100	1228 Between Delinquent Dept. & Conference Room	Carpet & Paint. Carpeting cost only. (Painting done via Maintenance)	825	
00100	1232 Behind Conference Rm (High-Speed Rm) + Delinquent Dept.	Carpet, Paint, & Security Half Wall w/ Gate. (Painting done via Maintenance)	1,210	
00100	1268 Breakroom	Flooring, Paint, & Sink with Plumbing (not a drain pump) (Flooring, Painting, and plumbing done via Maintenance and charged back)	5,000	
00100	1245 Tag Room Back Dock Area	Safety Stripping on Stairs (Done via Maintenance)	500	

2019 FACILITIES PLANNED WORK PROGRAM

FUND	BUILDING	DESCRIPTION	ORIGINAL REQUEST	PROPOSED FUNDING
00100	1125 Small Conference Room	Carpet & Paint. Carpeting cost only. (Painting done via Maintenance)	1,100	
00100	1131 Deputy Chief's Office	Carpet & Paint. Carpeting cost only. (Painting done via Maintenance)	990	
00100	1157 I.T. Department Server Room - Office	Remove Cubicles, Carpet, & Paint. (Painting done via Maintenance)	1,210	
00100	1217 / 1153 I.T. Department (Front & Side Door Noted)	Remove Cubicles, Carpet, & Paint. (Painting done via Maintenance)	1,650	
00100	1159 I.T. Department Closet Area	Carpet & Paint. (Painting done via Maintenance)	275	
00100	1155 I.T. Department Bathroom	Paint. (Painting done via Maintenance)	100	
00100	First Floor Hallway	Deep Clean Tiles, Paint, & Repair Work Railing (Painting done via Maintenance)	750	
00100	1265 Both Bathrooms	Paint. (Painting done via Maintenance)	100	
00100	1127 Tax Collector Mailroom	Light fixture covers and a new closure on the exterior door that allows it to stay in open position. (Items will be taken care of via Maintenance)	100	
00100	Cooperative Extension Administrative Office	Renovate both men and women's restroom including mirrors that are tarnished, sinks that are cracked and rusted. Replace hold bars that are in wrong locations, bring up to ADA code, replace broken and damaged tiles. Bathroom dividers are coming out of ceiling. Fixtures cannot find replacement parts due to age.	5,000	-

2019 FACILITIES PLANNED WORK PROGRAM

FUND	BUILDING	DESCRIPTION	ORIGINAL REQUEST	PROPOSED FUNDING
00100	East Library Parking Lot	Currently parking in grass lot	187,500	-
00100	All Libraries	All County Libraries need to have major upgrades done to the public restrooms. None of the restrooms are ADA compliant and have had numerous complaints over the years.	274,000	54,800
11200	Remodel Restrooms at FS 16, 21, 22, 26, 36, 41, 42, and 43		360,000	200,000
10400	Front Counter / Peninsula / Sign-In Area	Proposing to glass the Front Peninsula of the office with safety glass, and install a locking door where the half swinging door is now and to also install a code lock on the rear door.	12,550	-
40100	Paint Interior of Environmental Services at Reflections	This area is used for public meetings, customer service, training, a and conservation events. Wall are in need of painting.	24,433	-
			3,045,711	598,750


SM
SEMINOLE COUNTY
FLORIDA'S NATURAL CHOICE

SUMMARY OF OUTSTANDING DEBT

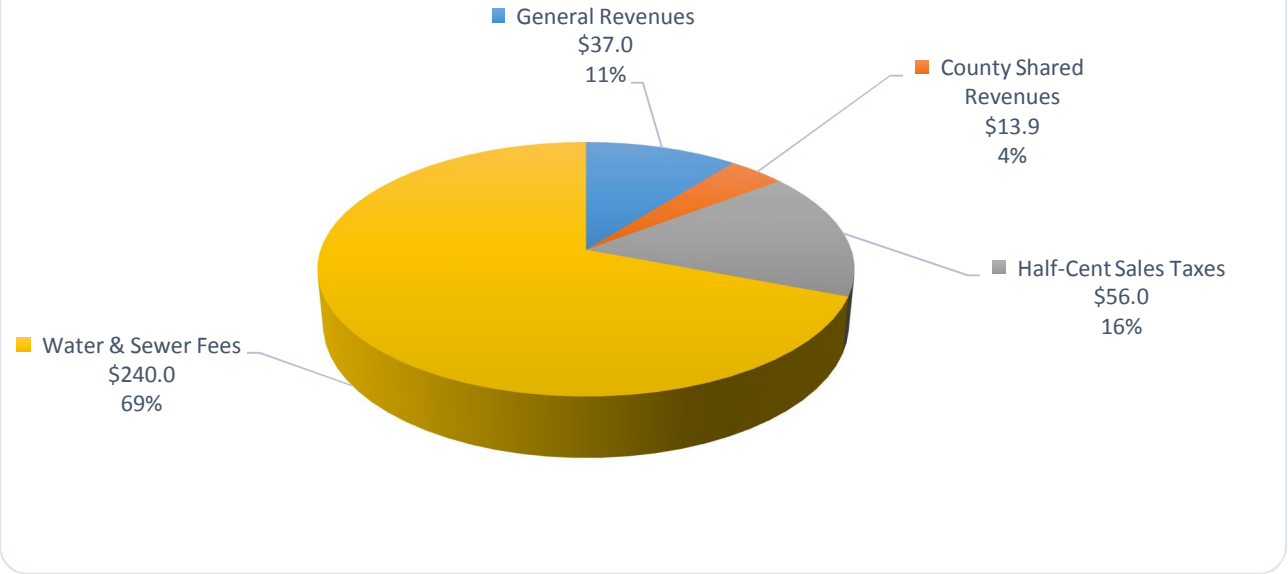

As of October 1, 2018, Seminole County has a total of $346.9 million of outstanding debt, which includes bonds and bank loans. The outstanding debt is secured by multiple revenue sources. The majority of outstanding debt is secured by revenues from the Water and Sewer System. The following are revenue pledges for County debt outstanding:

- **General Revenues –** General revenues are non-ad valorem revenues. The County has a covenant to budget and appropriate non-ad valorem revenues to secure the Series 2014 Special Obligation Bonds, and Series 2013A and 2013B Capital Improvement Revenue Bonds.

- **County Shared Revenues –** The Florida Revenue Sharing Act of 1972 enacted legislation to create the Revenue Sharing Trust Fund for Counties. The Fund consists of a portion of the cigarette tax and sales and use tax collections, which are allocated to counties, based on a distribution formula and eligibility requirements. Section 218.25 of the Florida Statutes authorizes counties to pledge the guaranteed entitlement for bonded indebtedness up to 50 percent of the funds received in the prior year. The Series 2012 Capital Improvement Revenue Bonds are secured by County Shared Revenues.

- **Sales Tax –** The State levies a 6 percent sales tax of which a portion of net proceeds is transferred to the Local Government Half-Cent Sales Tax Clearing Trust Fund for distributions by the Department of Revenue pursuant to Section 218.61 of the Florida Statutes. The County's Sales Tax Bonds are secured by half-cent sales tax revenue.

- **Water and Sewer Revenues –** The County owns and operates a combined water and wastewater treatment system, associated distribution, collection and effluent disposal facilities. The County's Water and Sewer Bonds are secured by a pledge of net revenues derived from the ownership and operation of the system and connection fees.

Legal Debt Limits

The Constitution of the State of Florida, Statute 200.181 and Seminole County has not taken action to set legal debt limits. However, debt capacity measures such as direct and overall debt per capita and debt per taxable property value are evaluated prior to the issuance of debt.

SUMMARY OF OUTSTANDING DEBT
FISCAL YEAR 2018/19

Capital Improvement Bonds ***(Bank Loans)***

The $10,000,000 and $8,140,000 Capital Improvement Revenue Bonds, Series 2013A and 2013B (respectively) were issued to refund the $20,125,000 Capital Improvement Revenue Bonds, Series 2010. The Series 2010 Bonds were issued to refund the $24,060,000 Sales Tax Revenue Refunding Bonds, Series 1998. The Series 2013A and 2013B Bonds are secured by general revenues.

The $22,000,000 Capital Improvement Revenue Bond, Series 2012 was issued to provide financing for the Public Safety Communications P25 Radio Tower Rebuild Projects. The Series 2012 Bond is secured by County Shared Revenues (Guaranteed Entitlement Funds).

FY	PRINCIPAL	INTEREST	TOTAL
2018-19	2,716,000	572,233	3,288,233
2019-20	2,778,000	510,201	3,288,201
2020-21	2,841,000	446,746	3,287,746
2021-22	2,912,000	381,846	3,293,846
2022-23	2,960,000	315,320	3,275,320
2023-24	3,011,000	247,676	3,258,676
2024-25	3,077,000	178,843	3,255,843
2025-26	3,146,000	108,502	3,254,502
2026-27	1,670,000	36,573	1,706,573
TOTAL	$25,111,000	$2,797,939	$27,908,939

SUMMARY OF OUTSTANDING DEBT
FISCAL YEAR 2018/19

Special Obligation Bonds

The $28,000,000 Special Obligation Bonds, Series 2014 were issued to finance a portion of the costs of the acquisition, construction, equipping and installation of certain capital improvements including, without limitation, a new County Sports Complex and renovations to Soldiers Creek Park. The Series 2014 Bonds are secured by general revenues.

FY	PRINCIPAL	INTEREST	TOTAL
2018-19	585,000	1,055,900	1,640,900
2019-20	610,000	1,026,650	1,636,650
2020-21	635,000	1,002,250	1,637,250
2021-22	660,000	976,850	1,636,850
2022-23	690,000	950,450	1,640,450
2023-24	715,000	922,850	1,637,850
2024-25	745,000	894,250	1,639,250
2025-26	775,000	864,450	1,639,450
2026-27	805,000	833,450	1,638,450
2027-28	830,000	807,288	1,637,288
2028-29	860,000	779,275	1,639,275
2029-30	890,000	749,175	1,639,175
2030-31	920,000	716,913	1,636,913
2031-32	955,000	683,563	1,638,563
2032-33	990,000	647,750	1,637,750
2033-34	1,040,000	598,250	1,638,250
2034-35	1,095,000	546,250	1,641,250
2035-36	1,140,000	501,550	1,641,550
2036-37	1,185,000	455,000	1,640,000
2037-38	1,230,000	406,600	1,636,600
2038-39	1,285,000	356,350	1,641,350
2039-40	1,335,000	303,850	1,638,850
2040-41	1,390,000	247,994	1,637,994
2041-42	1,450,000	189,825	1,639,825
2042-43	1,510,000	129,138	1,639,138
2043-44	1,575,000	65,931	1,640,931
TOTAL	$25,900,000	$16,711,800	$42,611,800

SUMMARY OF OUTSTANDING DEBT
FISCAL YEAR 2018/19

Sales Tax Bonds

The $29,810,000 Sales Tax Revenue Refunding Bond, Series 2015 *(bank loan)* was issued to refund the outstanding Sales Tax Revenue Bonds, Series 2005A. The $35,365,000 Sales Tax Revenue Bonds, Series 2005A were issued to finance the renovation and expansion of the County's John E. Polk Correctional Facility. The $39,700,000 Sales Tax Revenue Refunding Bonds, Series 2005B were issued to advance refund the Series 2001 Bonds maturing in the years 2012 through 2031. The Sales Tax Bonds are secured by half-cent sales tax revenue.

FY	PRINCIPAL	INTEREST	TOTAL
2018-19	2,765,000	2,221,875	4,986,875
2019-20	2,875,000	2,107,100	4,982,100
2020-21	2,990,000	1,987,238	4,977,238
2021-22	3,115,000	1,861,888	4,976,888
2022-23	3,250,000	1,730,663	4,980,663
2023-24	3,385,000	1,593,313	4,978,313
2024-25	3,530,000	1,449,563	4,979,563
2025-26	3,670,000	1,299,300	4,969,300
2026-27	5,645,000	1,142,238	6,787,238
2027-28	5,855,000	932,225	6,787,225
2028-29	6,075,000	713,388	6,788,388
2029-30	6,295,000	485,338	6,780,338
2030-31	6,535,000	247,800	6,782,800
TOTAL	$55,985,000	$17,771,925	$73,756,925

SUMMARY OF OUTSTANDING DEBT
FISCAL YEAR 2018/19

Water and Sewer Bonds

The $149,270,000 Water and Sewer Revenue Refunding Bonds, Series 2015A were issued to advance refund the outstanding Water and Sewer Revenue Refunding Bonds, Series 2006; and the $32,025,000 Water and Sewer Revenue Refunding Bonds, Series 2015B were issued to refund the outstanding Water and Sewer Revenue Refunding Bonds, Series 2005. The $5,255,000 Water and Sewer Revenue Bonds, Series 2010A and $70,705,000 Water and Sewer Revenue Bonds, Series 2010B (Federally Taxable Build America Bonds – Direct Subsidy) were issued to finance the cost of acquisition, construction and installation of certain additions and improvements to the water and wastewater system.

FY	PRINCIPAL	INTEREST (1)	TOTAL
2018-19	5,820,000	11,969,253	17,789,253
2019-20	6,260,000	11,683,941	17,943,941
2020-21	6,570,000	11,376,636	17,946,636
2021-22	6,895,000	11,053,386	17,948,386
2022-23	7,840,000	10,713,676	18,553,676
2023-24	8,235,000	10,326,486	18,561,486
2024-25	8,635,000	9,919,611	18,554,611
2025-26	9,065,000	9,491,861	18,556,861
2026-27	9,515,000	9,042,811	18,557,811
2027-28	9,985,000	8,561,327	18,546,327
2028-29	10,385,000	8,151,496	18,536,496
2029-30	10,800,000	7,725,086	18,525,086
2030-31	11,235,000	7,281,728	18,516,728
2031-32	11,685,000	6,819,868	18,504,868
2032-33	12,155,000	6,339,398	18,494,398
2033-34	12,640,000	5,839,640	18,479,640
2034-35	13,145,000	5,319,992	18,464,992
2035-36	13,675,000	4,779,534	18,454,534
2036-37	15,370,000	4,217,266	19,587,266
2037-38	16,015,000	3,226,977	19,241,977
2038-39	16,685,000	2,195,130	18,880,130
2039-40	17,385,000	1,120,116	18,505,116
TOTAL	$239,995,000	$167,155,217	$407,150,217

(1) Gross of Build America Bonds (BABs) Subsidy

SPECIAL OBLIGATION DEBT

Capital Improvement Revenue Bond, Series 2012 *(Bank Loan)*

A $22,000,000 bond was issued on October 18, 2012 to provide financing for the Public Safety Communications P25 Radio System Upgrade and Tower Rebuild Projects. The bank qualified Capital Improvement Bond bears an interest rate of 2.19% through final maturity on October 1, 2027. Funding is provided by County Shared Revenues (Guaranteed Entitlement Funds).

Call Date: Prepayment in whole or in part on scheduled date. 100% of par after 2017.

FY	PRINCIPAL	INTEREST	TOTAL
2018-19	1,440,000	305,724	1,745,724
2019-20	1,470,000	274,188	1,744,188
2020-21	1,500,000	241,995	1,741,995
2021-22	1,535,000	209,145	1,744,145
Thereafter	8,015,000	533,265	8,548,265
TOTAL	$13,960,000	$1,564,317	$15,524,317

Capital Improvement Revenue Bond, Series 2013A *(Bank Loan)*

A $10,000,000 bond was issued on April 1, 2013 to refund a portion of the Capital Improvement Revenue Bond, Series 2010. The Series 2010 Bond refunded the 1998 Sales Tax Revenue Refunding Bonds. The 1998 Sales Tax Bonds were issued to refund a portion of the 1996 Sales Tax Bonds, which were issued for the construction of the Public Safety Building and Health Department building improvements. The bank qualified Capital Improvement Bond bears an interest rate of 2.39% through final maturity on October 1, 2026. Funding is provided by general revenues.

Call Date: Prepayment in whole on scheduled date with 1% penalty.

FY	PRINCIPAL	INTEREST	TOTAL
2018-19	701,000	147,081	848,081
2019-20	722,000	130,327	852,327
2020-21	738,000	113,071	851,071
2021-22	758,000	95,433	853,433
Thereafter	3,235,000	195,765	3,430,765
TOTAL	$6,154,000	$681,676	$6,835,676

Capital Improvement Revenue Bond, Series 2013B *(Bank Loan)*

An $8,140,000 bond was issued on April 1, 2013 to refund a portion of the Capital Improvement Revenue Bond, Series 2010. The Series 2010 Bond refunded the 1998 Sales Tax Revenue Refunding Bonds. The 1998 Sales Tax Bonds were issued to refund a portion of the 1996 Sales Tax Bonds, which were issued for the construction of the Public Safety Building and Health Department building improvements. The bank qualified Capital Improvement Bond bears an interest rate of 2.39% through final maturity on October 1, 2026. Funding is provided by general revenues.

Call Date: Prepayment in whole on scheduled date with 1% penalty.

FY	PRINCIPAL	INTEREST	TOTAL
2018-19	575,000	119,428	694,428
2019-20	586,000	105,686	691,686
2020-21	603,000	91,680	694,680
2021-22	619,000	77,269	696,269
Thereafter	2,614,000	157,883	2,771,883
TOTAL	$4,997,000	$551,947	$5,548,947

DEBT OVERVIEW

SPECIAL OBLIGATION DEBT

Special Obligation Bonds, Series 2014

$28,000,000 in bonds were issued on May 9, 2014 to finance a portion of the costs of the acquisition, construction, equipping and installation of certain capital improvements including, without limitation, a new County Sports Complex and renovations to Soldiers Creek Park. The interest rates of the outstanding bonds range from 3.25% to 5.00%; final maturity is October 1, 2044. Funding is provided by general revenues.

Call Date: 10/1/2025

FY	PRINCIPAL	INTEREST	TOTAL
2018-19	585,000	1,055,900	1,640,900
2019-20	610,000	1,026,650	1,636,650
2020-21	635,000	1,002,250	1,637,250
2021-22	660,000	976,850	1,636,850
Thereafter	23,410,000	12,650,150	36,060,150
TOTAL	$25,900,000	$16,711,800	$42,611,800

Sales Tax Revenue Refunding Bond, Series 2015 *(Bank Loan)*

A $29,810,000 bond was issued February 26, 2015 to refund the outstanding Sales Tax Revenue Bonds, Series 2005A. The Series 2005A bonds were issued to finance the renovation and expansion of the County's John E. Polk Correctional Facility. The Sales Tax Revenue Bond, Series 2015 bears an interest rate of 2.50% through final maturity on October 1, 2031. Funding is provided by the County's share of the Local Government Half-Cent Sales Tax.

Call Date: Prepayment at par plus accrued interest 10/1/2025.

FY	PRINCIPAL	INTEREST	TOTAL
2018-19	1,105,000	652,125	1,757,125
2019-20	1,130,000	624,500	1,754,500
2020-21	1,150,000	596,250	1,746,250
2021-22	1,175,000	567,500	1,742,500
Thereafter	21,525,000	3,226,625	24,751,625
TOTAL	$26,085,000	$5,667,000	$31,752,000

Sales Tax Revenue Refunding Bonds, Series 2005B

$39,700,000 in bonds were issued on January 10, 2006 to advance refund the County's outstanding Sales Tax Revenue Bonds, Series 2001 maturing in the years 2012 through 2031. The 2001 Sales Tax Bonds were issued to finance a portion of the cost of design, acquisition and construction of the courthouse expansion and renovation project. The interest rates of the outstanding Series 2005B Sales Tax Bonds range from 3.70% to 5.25%; final maturity is October 1, 2031. Funding is provided by the County's share of the Local Government Half-Cent Sales Tax.

Call Date: Non-Callable

FY	PRINCIPAL	INTEREST	TOTAL
2018-19	1,660,000	1,569,750	3,229,750
2019-20	1,745,000	1,482,600	3,227,600
2020-21	1,840,000	1,390,988	3,230,988
2021-22	1,940,000	1,294,388	3,234,388
Thereafter	22,715,000	6,367,200	29,082,200
TOTAL	$29,900,000	$12,104,925	$42,004,925

ENTERPRISE DEBT

Water and Sewer Revenue Bonds, Series 2010A

$5,255,000 in bonds were issued March 3, 2010 to finance the cost of acquisition, construction and installation of certain additions and improvements to the water and wastewater system. The interest rates of the outstanding bonds range from 3.00% to 4.00%; final maturity is October 1, 2026. Funding is provided by connection fees and system revenue.

Call Date: 10/1/2020

FY	PRINCIPAL	INTEREST	TOTAL
2018-19	325,000	107,943	432,943
2019-20	335,000	97,380	432,380
2020-21	350,000	86,325	436,325
2021-22	360,000	74,075	434,075
Thereafter	1,580,000	158,140	1,738,140
TOTAL	$2,950,000	$523,863	$3,473,863

Water and Sewer Revenue Bonds, Series 2010B (Federally Taxable Build America Bonds – Direct Subsidy)

$70,705,000 in bonds were issued March 3, 2010 to finance the cost of acquisition, construction and installation of certain additions and improvements to the water and wastewater system. The Series 2010B bonds were designated “Build America Bonds” for the purpose of the American Recovery and Reinvestment Act of 2009. As such, the County receives a subsidy payment for the interest payable on the bonds. The interest rates range from 6.318% to 6.443%; final maturity is October 1, 2040. Funding is provided by connection fees and system revenue.

Call Date: 10/1/2020; Prior to 10/1/2020 at Make Whole price

FY	PRINCIPAL	INTEREST[(1)]	TOTAL
2018-19	0	4,553,211	4,553,211
2019-20	0	4,553,211	4,553,211
2020-21	0	4,553,211	4,553,211
2021-22	0	4,553,211	4,553,211
Thereafter	70,705,000	73,111,612	143,816,612
TOTAL	$70,705,000	$91,324,454	$162,029,454

(1) Gross of Direct Subsidy

ENTERPRISE FUND DEBT

Water and Sewer Revenue Refunding Bonds, Series 2015A

$149,270,000 in bonds were issued on May 1, 2015 to advance refund the Series 2006 bonds maturing in the years 2017 through 2036. The Series 2006 bonds were issued to finance the cost of acquisition, construction and installation of certain additions and improvements to the water and wastewater system. The Series 2015A interest rates range from 4.00% to 5.00%; final maturity is October 1, 2036. Funding is provided by connection fees and system revenue.

Call Date: 10/1/2026

FY	PRINCIPAL	INTEREST	TOTAL
2018-19	0	6,454,600	6,454,600
2019-20	2,255,000	6,454,600	8,709,600
2020-21	2,365,000	6,341,850	8,706,850
2021-22	2,485,000	6,223,600	8,708,600
Thereafter	142,165,000	47,802,250	189,967,250
TOTAL	$149,270,000	$73,276,900	$222,546,900

Water and Sewer Revenue Refunding Bonds, Series 2015B

$32,025,000 in bonds were issued on May 1, 2015 to refund the outstanding Water and Sewer Revenue Refunding Bonds, Series 2005. The Series 2005 Bonds were issued to refund the 1999 Water and Sewer Revenue Bonds maturing in the years 2010 through 2022. The Series 2015B interest rate is 5.00% through final maturity on October 1, 2022. Funding is provided by connection fees and system revenue.

Call Date: Non-Callable

FY	PRINCIPAL	INTEREST (1)	TOTAL
2018-19	5,495,000	853,500	6,348,500
2019-20	3,670,000	578,750	4,248,750
2020-21	3,855,000	395,250	4,250,250
2021-22	4,050,000	202,500	4,252,500
TOTAL	$17,070,000	$2,030,000	$19,100,000

TOTAL COUNTY DEBT OUTSTANDING

Issue and Purpose	Fund	Outstanding Principal 10/1/2018	FY 2018/19 Principal Pmt	FY 2018/19 Interest Pmt	Outstanding Principal 9/30/2018
Special Obligation / Revenue Debt					
2014 Special Obligation Bonds (ends 2044)	21235	$25,900,000	$585,000	$1,055,900	$25,315,000
2013A Capital Improvement Revenue Bonds (ends 2026) *(Bank Loan)*	21200	$6,154,000	$701,000	$147,081	$5,453,000
2013B Capital Improvement Revenue Bonds (ends 2026) *(Bank Loan)*	21200	$4,997,000	$575,000	$119,428	$4,422,000
2012 Capital Improvement Revenue Bonds (ends 2027) *(Bank Loan)*	21300	$13,960,000	$1,440,000	$305,724	$12,520,000
2015 Sales Tax Revenue Refunding Bonds (ends 2031) *(Bank Loan)*	22500	$26,085,000	$1,105,000	$652,125	$24,980,000
2005 B Sales Tax Revenue Refunding Bonds (ends 2031)	22500	$29,900,000	$1,660,000	$1,569,750	$28,240,000
Total		**$106,996,000**	**$6,066,000**	**$3,850,008**	**$100,930,000**

Issue and Purpose	Fund	Outstanding Principal 10/1/2018	FY 2018/19 Principal Pmt	FY 2018/19 Interest Pmt	Outstanding Principal 9/30/2018
Enterprise Debt					
2010A Water & Sewer Revenue Bonds (ends 2026)	40100	$2,950,000	$325,000	$107,943	$2,625,000
2010B Water & Sewer Revenue Bonds (ends 2040)	40100	$70,705,000	$0	$4,553,211	$70,705,000
2015A Water & Sewer Revenue Ref. Bonds (ends 2036)	40115	$149,270,000	$0	$6,454,600	$149,270,000
2010B Water & Sewer Revenue Ref. Bonds (ends 2022)	40115	$17,070,000	$5,495,000	$853,500	$11,575,000
Total		**$239,995,000**	**$5,820,000**	**$11,969,254**	**$234,175,000**
Total Bonded Debt		**$346,991,000**	**$11,886,000**	**$15,819,262**	**$335,105,000**

ASSIGNED UNDERLYING RATINGS

The following are Seminole County's assigned ratings for bonds outstanding, excluding bank loans. Seminole County has consistently maintained high quality ratings.

Rating Date	Credit	Moody's[1]	S&P
	Issuer Rating [2]	Aa1	AA
January 2006	Sales Tax Revenue Bonds[3]	Aa2	AA
February 2014	Special Obligation Bonds	Aa2	AA-
April 2015	Water and Sewer Bonds[4]	Aa2	AA

(1) Moody's Global Scale Rating, May 7, 2010.
(2) Rating re-affirmed by Moody's and Standard & Poor's February 2014.
(3) Standard and Poor's upgrade September 2006.
(4) Rating re-affirmed by Moody's and upgraded by Standard & Poor's April 2015.

Rating Definitions

An underlying rating is a published assessment of a particular debt issue's credit quality absent credit enhancement.

Moody's rates bond issues from "Aaa" to "C". Bonds which are rated "Aaa" are judged to be of the highest quality, with minimal credit risk. Moody's applies numerical modifiers 1, 2, and 3 in each rating classification from "Aa" through "Caa". The modifier 1 indicates that the issue ranks in the higher end of the rating category; the modifier 2 indicates a mid-range ranking; and the modifier 3 indicates that the issue ranks in the lower end of the category.

Standard & Poor's rates bond issues from "AAA" to "D". Bonds which are rated "AAA" are considered to have extremely strong financial security characteristics. Standard and Poor's applies modifiers of plus (+) or minus (-) signs following ratings from "AA" to "CCC", which show relative standing within the major rating categories.

The following are rating assignments for high to medium grade securities:

Category	Moody's	S&P
Prime Maximum Quality	Aaa	AAA
High Grade – High Quality	Aa1 Aa2 Aa3	AA+ AA AA-
Upper Medium Grade	A1 A2 A3	A+ A A-
Lower Medium Grade	Baa1 Baa2 Baa3	BBB+ BBB BBB-

(1) Beginning in April 2010, Moody's recalibrated its long-term U.S. Municipal ratings to its global rating scale. The global rating scale is used to rate sovereign, sub-sovereign, financial institution, project finance, structured finance and corporate obligations. This recalibration enhances the comparability of ratings across the Moody's-rated universe. Upon recalibration Moody's will maintain a single global scale rating system. (Source: Moody's Rating Report – Recalibration of Moody's U.S. Municipal Ratings to its Global Rating Scale, March 2010)


SM
SEMINOLE COUNTY
FLORIDA'S NATURAL CHOICE

INTERNAL SERVICE CHARGES

OVERVIEW

Internal Service Charges (ISCs) have been developed in Seminole County Government as a way to identify and allocate the true cost of services provided by various support programs. Each program requires unique analysis to determine the most appropriate method of both estimating the ISC budgets and allocating the charges.

Currently support programs use the direct and indirect methods to allocate internal service charges. In developing the budget for user programs historical use is analyzed to create an estimate for the upcoming fiscal year. In the direct method of allocating actual charges, the support program tracks service provided to the user program and provides this information to allocate the charges. In the indirect method of allocating charge the percentage of use, or percentage of inventory, is used to determine the proportionate share of each user program. The actual expenses incurred by the support program are then allocated to the user programs based on the proportionate share that has been calculated.

The methodology used to develop the internal service charges is in accordance with Generally Accepted Accounting Principles, and will properly allocate both the direct and indirect costs for the following support program services:

- Fleet Maintenance
- Fleet Fuel
- Mailing Services
- Printing Services
- Facilities Maintenance
  - Regular Facility Maintenance
  - Renewal & Replacement
  - Landscaping Maintenance
- Property Management (Leases, Security, Cleaning Contracts, and Retention Services)
- Radio Support & Maintenance
- Information Services
  - Rentals & Leases - Equipment
  - Desktop Support and Maintenance
  - Network Connection
  - Telecommunication Service
  - Geographic Information Systems (GIS)
- Insurance * *FY19 Internal Financial Controls implemented*
- Administrative Fees

INTERNAL SERVICE CHARGES

INTERNAL SERVICES:

Fleet Maintenance

The Fleet Management program maintains a work order system for all equipment serviced. Direct costs are allocated based contractual services received or on work orders assigned to user programs. Fleet Management's actual overhead costs are charged through the indirect method based on the user program's total service received.

Fleet Fuel

The Fleet Management program maintains a fuel system usage report. Direct costs are allocated based on the total number of gallons of fuel received per user program

Mailing Services

Mail Services tracks costs associated with providing postage and courier services to user programs through usage reports. Direct postage and courier service costs are allocated to the user programs. Mailing Services overhead is calculated through the indirect method and based on the user program's total service received.

Printing Services

The Print Center uses a database to track all print services provided to user programs. Each user program will be cost allocated for actual print services received. Printing Services overhead is calculated through the indirect method and based on the user program's total service received.

Facilities Maintenance

Regular Facility Maintenance

Facilities Maintenance tracks all work completed for user programs through a work order system. User programs are cost allocated for actual repair and maintenance performed on their facilities. Costs are made of up of a labor rate, (loaded to include: all salaries and benefits); cost of work order parts; and all associated contracted services.

Facilities Renewal & Replacement Activities

The ISC's for Facilities Renewal & Replacement Activities are developed through an annual approved work plan. Renewal & Replacement Activities currently provides roof, heating, ventilation & air conditioning, flooring and building exterior maintenance/replacement on a scheduled basis. The Facilities Maintenance Program estimates the costs that will be expended on certain facilities with the understanding that a budget transfer may be required within a department if necessary. A large portion of the renewal & replacement activities provided by Facilities Maintenance are for General Government Facilities.

Landscape Maintenance

Countywide Landscaping Maintenance maintains service contracts for county facilities, miscellaneous properties and various general areas throughout the county. Direct costs are allocated to each user program based on the provider services received.

Property Management

The Facilities Maintenance program manages the property leases, security guard, custodial, and various other contracts for countywide user programs. Cost is allocated to each user program for actual leased space, custodial, window cleaning, security guard and other services received. The Document Management program manages records retention for the County. Direct cost is allocated to each user program for total service received.

Radio Support & Maintenance

The Telecommunications program currently manages the radio inventory, service, and support for all County departments, municipalities, Sheriff's Office, and several other outside agencies. Costs are allocated through the indirect method and based on the total actual countywide cost of providing radio service and support by the user program's total number of radios in inventory.

Information Services

Rentals & Leases - Equipment

To ensure technology efficiencies throughout the County, the Information Services Department works in conjunction with the user programs to verify existing equipment, remove expiring rentals/leases, or relocate/remove unused items from inventory. Cost allocations are based on actual billings from the rental/leasing agent for existing or new rental/lease equipment.

Desktop Support and Maintenance

Desktop Support & Maintenance maintains a computer inventory. A physical inventory is taken annually to ensure efficiencies. Costs are allocated based on the total actual countywide cost of providing desktop support and maintenance by the user program's total number of computers in inventory.

Network Connection

Network Connection comprises of various service programs and consists of complex technical support, including provisional and proactive/reactive maintenance. Service program costs are allocated through the indirect method and based on the user program's total number of computers in inventory.

Telecommunications Service

The Information Services Department works in conjunction with the countywide user programs to verify two inventories: Telephone Inventory; alarm, fax, modem, and phones; and Cellular Inventory; cell phone and air cards/MiFi's. The telephone actual provider service costs are allocated based on the total number of extensions in inventory for each user program. The cellular costs are allocated based on the total number of devices in inventory for each user program.

Telecommunications Support and Maintenance

Telecommunications Support and Maintenance provides for all hardware, personnel support, and maintenance related to telephones. The Telephone Inventory is used to determine the number of extensions per user program. Indirect costs are allocated based on the total countywide cost of providing support & maintenance by the user program's total number of extensions in inventory.

Geographic Information Systems (GIS)

Geographic Information Systems (GIS) maintains an inventory of GIS users and has classified them based on their system roles. Power Users are considered: full time GIS positions, use the geoprocessing tools within the software, consistently create maps as part of their job duties, and are custodians (editors) of three or more datasets. GIS service costs are allocated through the indirect method and based on the total number of Power Users in each user program.

Insurance (Property / Liability)

Insurance service provides coverage from losses of property and liability claims. The value of assets insured and claim history is tracked by the Property/Liability Insurance program. Property value is used to calculate direct costs for each user program's percentage of total service provided.

** As part of internal financial controls in FY 2019 Insurance (Property / Liability) will be transferred from Other Charges and recognized under the Operating Expenditure object class.*

Administrative Fees

The General Fund pays for various administrative programs that provide support services for all countywide user programs. The costs of these support programs, which includes Office of Management & Budget, County Manager, Board of County Commissioners, County Attorney, County Finance, Human Resources, Training & Benefits, Administration (Resource Management), Community Information, Business Process Management and Purchasing & Contracts, are allocated to the appropriate funding sources using specific cost drivers. Ratios are established using various combinations of full time employee counts, computer count, budget amounts, actual expenditure amounts, and employee workload. These ratios are applied to the support program's budget to determine the Administrative Fee charge. At the end of the fiscal year, each funding source is charged back their percentage of the actual expenditures for the support services.

Engineering Capitalization Costs

The Capital Projects Delivery Program contains the costs required to administer the Public Works Capital Program. This includes the County's engineers along with the supplies, certifications, and equipment that are directly utilized in managing capital projects. Each project is charged periodically for labor based on staff time allocated to the project, while supplies and other operating expenses are charged annually.

INTERNAL SERVICE CHARGES COST DRIVERS BY FUND

Seminole County uses cost drivers, also known as activity drivers, as a method for calculating internal service program costs (activities), which trace back to either a direct cost object or pool by activity cost. Cost drivers measure the cost of service delivery and tie back to an expected scope of work and associated service levels.

FUND NAME	Positions	*Fleet Maintenance Usage	*Fuel Usage	*Postage Usage	*Printing Usage	*Facilities Maintenance Usage	*Landscaping Charges	Property Management Charges	Radio Inventory	Computer Inventory	Device Lease Cost	Telephone Inventory	Cell Phone Inventory	GIS Users	Network Lease Buy
00100 - GENERAL FUND	509.15	529,871	217,109	398,547	160,737	2,336,086	541,715	1,098,971	2,167	1,381	306,890	3,286	99	4	
00110 - ADULT DRUG COURT GRANT FUND	1.70														
00111 - TECHNOLOGY REPLACEMENT FUND															318,239
10101 - TRANSPORTATION TRUST FUND	176.00	1,062,643	426,556	1,759	3,638	93,681	11,464	9,025	167	240	48,799	125	35	3	
10400 - BUILDING PROGRAM	55.60	37,900	53,580	1,395	3,778			16,421		74	25,604	38	69		
11000 - TOURISM PARKS 1,2,3 CENT FUND	1.00														
11001 - TOURISM SPORTS 4 & 6 CENT FUND	6.50	759		6,003	6,119					12	3,361	7	3		
11200 - FIRE PROTECTION FUND	407.00	1,862,897	342,996	6,677	5,868	387,374	62,177	394	538	487	83,043	215	201		
11207 - FIRE PROTECT FUND-CASSELBERRY	38.50	171,163	18,930			45,539	11,189			30	1,132	16	25		
11400 - COURT SUPP TECH FEE (ARTV)	4.00														
11905 - COMMUNITY SVC BLOCK GRANT	1.00														
11908 - DISASTER PREPAREDNESS	1.50														
11909 - MOSQUITO CONTROL GRANT	1.00														
11920 - NEIGHBOR STABIL PROGRAM GRANT	0.50														
11925 - DCF REINVESTMENT GRANT FUND	0.50														
11926 - CITY OF SANFORD CDBG	1.00														
11930 - RESOURCE MANAGEMENT GRANTS	1.30														
12017 - SHIP AFFORDABLE HOUSING 16/17	0.50														
12302 - TEEN COURT					133										
12500 - EMERGENCY 911 FUND	4.50	558	338	3				19		11	1,035	3		1	
13100 - ECONOMIC DEVELOPMENT	2.50										1,958	5	2		
16000 - MSBU PROGRAM	4.00			2,978	250					6	1,566	5			
32100 - NATURAL LANDS/TRAILS	0.50														
40100 - WATER AND SEWER FUND	140.90	559,845	238,539	7,790	11,496	99,531		159,701	100	286	61,527	150	104	1	
40201 - SOLID WASTE FUND	75.10	1,247,680	960,570	7,293	2,783	77,686	12,787	114,459	73	70	16,180	37	2		
50100 - PROPERTY/CASUALTY INSURANCE FU	2.00	694	282	827	8			467		6	638	5	1		
50200 - WORKERS COMPENSATION FUND	2.00									2	236	1			
50300 - HEALTH INSURANCE FUND	3.05									1					
Grand Total	**1,441.30**	**5,474,010**	**2,258,900**	**433,272**	**194,810**	**3,039,897**	**639,332**	**1,399,457**	**3,045**	**2,606**	**551,967**	**3,893**	**541**	**9**	**318,239**

* Based on historical use analysis

INTERNAL SERVICE CHARGES SUMMARY BY FUND

FUND	FLEET MAINTENANCE	FLEET FUEL	MAILING SERVICES	PRINTING SERVICES	FACILITIES MAINTENANCE	PROPERTY MANAGEMENT	RADIOS	INFORMATION SERVICES	SUBTOTAL	***PROP / LIABILITY INSURANCE	ADMIN FEES	**TOTAL
GENERAL FUND	530,305	218,522	406,219	169,383	2,877,801	1,098,971	1,383,210	3,995,248	**10,679,659**		4,809,965	**15,489,624**
TRANSPORTATION TRUST FUND	1,063,894	429,312	1,766	3,687	105,145	9,024	119,135	722,731	**2,454,694**		1,477,728	**3,932,422**
BUILDING PROGRAM	38,172	54,119	1,413	4,016		16,426		232,741	**346,887**		257,489	**604,376**
FIRE PROTECTION FUND	1,863,676	345,178	6,800	6,042	449,551	394	383,321	1,268,339	**4,323,302**		2,218,030	**6,541,332**
FIRE PROTECT FUND-CASSELBERRY	171,176	19,101			56,728			104,474	**351,478**		199,620	**551,098**
2014 INFRASTRUCTURE SALES TAX								-	**-**			**-**
COMMUNITY DEVELOPMEN BLK GRANT								-	**-**			**-**
HOME PROGRAM GRANT								-	**-**			**-**
CITY OF SANFORD CDBG								-	**-**			**-**
TEEN COURT				133				-	**133**			**133**
EMERGENCY 911 FUND	821	227				19		80,480	**81,548**			**81,548**
ECONOMIC DEVELOPMENT								5,231	**5,231**			**5,231**
MSBU PROGRAM			3,047	253				12,107	**15,407**		52,627	**68,035**
WATER AND SEWER FUND	560,268	240,124	7,949	11,995	99,531	159,699	71,320	777,002	**1,927,888**		1,344,447	**3,272,335**
SOLID WASTE FUND	1,249,008	967,090	7,419	2,928	90,473	114,455	52,034	132,206	**2,615,613**		634,486	**3,250,099**
PROPERTY/CASUALTY INSURANCE FU	821	227	839			470		11,409	**13,767**		36,174	**49,941**
WORKERS COMPENSATION FUND								3,382	**3,382**		35,031	**38,413**
HEALTH INSURANCE FUND								2,774	**2,774**		255,752	**258,525**
TOURISM SPORTS 4 & 6 CENT FUND	410		6,138	6,469				30,653	**43,671**		57,985	**101,656**
TOURISM PARKS 1,2,3 CENT FUND								-	**-**		65,665	**65,665**
EMERGENCY SHELTER GRANTS								-	**-**			**-**
CAPITALIZED ENGINEERING COSTS*									**4,260,061**			**4,260,061**
TOTAL	**5,478,552**	**2,273,900**	**441,591**	**204,907**	**3,679,229**	**1,399,458**	**2,009,020**	**7,378,777**	**27,125,494**	**-**	**11,445,000**	**38,570,494**

*Capitalized Engeering Costs are not Internal Services Charges, but are budgeted here as chargebacks to another funding source.
** Grant labor, reimbursements, and bad debt allowance are not Internal Service Charges, and are not shown on this report. However, they are budgeted within the Internal Service Charge accounts.
As part of internal financial controls in FY19 Bad Debt Expense (Allowance) will be transferred from Other Charges object class and recognized under Operating Expenditure object class.
***As part of internal financial controls in FY19 Insurance (Property / Liability) will be transferred from Other Charges object class and recognized under Operating Expenditure object class.

INTERNAL SERVICE CHARGES SUMMARY BY DEPARTMENT

DEPARTMENT	FLEET MAINTENANCE	FLEET FUEL	MAILING SERVICES	PRINTING SERVICES	FACILITIES MAINTENANCE	PROPERTY MANAGEMENT	RADIOS	INFORMATION SERVICES	SUBTOTAL	***PROP / LIABILITY INSURANCE	ADMIN FEES	**TOTAL
ADMINISTRATION	83,322	42,749	22,433	48,871	30,263	6,979	45,605	930,065	**1,210,287**		379,402	**1,589,689**
CONSTITUTIONAL OFFICERS	17,239	4,093	305,272	74,384	649,396	279,247	1,229,319	641,940	**3,200,890**			**3,200,890**
COURT SUPPORT			28,394	2,352	1,159,004	647,136	5,826	277,735	**2,120,448**			**2,120,448**
LEISURE SERVICES	177,726	59,349	25,303	34,268	956,346	21,678	17,077	887,338	**2,179,085**			**2,179,085**
FIRE DEPARTMENT	2,034,852	364,279	6,800	6,274	506,279	394	398,991	1,529,704	**4,847,573**		2,417,650	**7,265,223**
COMMUNITY SERVICES	41,045	15,917	8,037	7,359	52,546	138,209	11,451	260,080	**534,645**			**534,645**
PUBLIC WORKS	1,262,553	516,857	4,063	5,912	130,519	12,202	160,320	1,035,574	**3,128,000**		1,477,728	**4,605,728**
ES - UTILITIES	560,268	240,124	8,523	11,995	99,531	159,699	71,320	783,003	**1,934,463**		1,978,933	**3,913,396**
ES - SOLID WASTE	1,249,008	967,090	6,845	2,928	90,473	114,455	52,034	126,205	**2,609,038**			**2,609,038**
DEVELOPMENT SERVICES	40,635	54,346	20,092	5,608		17,702	17,077	343,921	**499,382**		257,489	**756,870**
INFORMATION SERVICES	6,157	5,457	486	2,298	1,630			416,036	**432,063**			**432,063**
RESOURCE MANAGEMENT	5,746	3,638	5,343	2,657	3,242	1,757		147,176	**169,559**		4,933,797	**5,103,357**
CAPITALIZED ENGINEERING COSTS*									**4,260,061**			**4,260,061**
TOTAL	**5,478,552**	**2,273,900**	**441,591**	**204,907**	**3,679,229**	**1,399,458**	**2,009,020**	**7,378,777**	**27,125,494**	**-**	**11,445,000**	**38,570,494**

*Capitalized Engeering Costs are not Internal Services Charges, but are budgeted here as chargebacks to another funding source.
** Grant labor, reimbursements, and bad debt allowance are not Internal Service Charges, and are not shown on this report. However, they are budgeted within the Internal Service Charge accounts.
As part of internal financial controls in FY19 Bad Debt Expense (Allowance) will be transferred from Other Charges object class and recognized under Operating Expenditure object class.
***As part of internal financial controls in FY19 Insurance (Property / Liability) will be transferred from Other Charges object class and recognized under Operating Expenditure object class.


SM
SEMINOLE COUNTY
FLORIDA'S NATURAL CHOICE

REVENUES BY FUND / ACCOUNT

FUND NAME - OBJECT ACCOUNT	FY17 ACTUALS	FY18 ADOPTED BUDGET	FY19 PROPOSED BUDGET	VARIANCE	%
00100 GENERAL FUND					
311100 AD VALOREM-CURRENT	134,066,004	143,582,626	154,947,566	11,364,940	8%
311200 AD VALOREM-DELINQUENT	142,387	100,000	125,000	25,000	25%
314100 UTILITY TAX-ELECTRICITY	5,208,433	5,200,000	5,400,000	200,000	4%
314300 UTILITY TAX-WATER	1,396,440	1,300,000	1,420,000	120,000	9%
314400 UTILITY TAX-GAS	3,220	135,000	20,000	(115,000)	-85%
314700 UTILITY TAX-FUEL OIL	109	300	300	0	0%
314800 UTILITY TAX-PROPANE	241,198	100,000	230,000	130,000	130%
315100 COMMUNICATION SERVICE TAX	6,248,718	5,900,000	5,700,000	(200,000)	-3%
316100 PROF/OCCUPATION/LOCAL BUS TAX	448,327	500,000	500,000	0	0%
329115 URBAN CHICKENS PERMIT	300	0	0	0	
329170 ARBOR PERMIT	5,500	10,000	7,000	(3,000)	-30%
329180 DREDGE/FILL PERMIT	750	0	0	0	
329190 ABANDONED PROPERTY REGISTRATIO	193,300	150,000	150,000	0	0%
331100 ELECTION GRANTS	67,904	0	0	0	
331224 SHERIFF-FEDERAL GRANTS	-	0	0	0	
331510 DISASTER RELIEF (FEMA)	493,574	500,000	0	(500,000)	-100%
331721 ERATE TELECOM DISCNT PROG	-	0	0	0	
334221 SHERIFF-STATE GRANTS	-	0	0	0	
334690 OTHER HUMAN SERVICES GRANTS	-	0	0	0	
334691 HRS/CDD CONTRACT	4,326	0	0	0	
334710 AID TO LIBRARIES	159,943	150,000	165,000	15,000	10%
335120 STATE REVENUE SHARING	9,957,329	10,140,000	10,445,000	305,000	3%
335130 INSURANCE AGENTS LICENSE	109,437	135,000	120,000	(15,000)	-11%
335140 MOBILE HOME LICENSES	32,918	33,000	33,000	0	0%
335150 ALCOHOLIC BEVERAGE	126,735	140,000	140,000	0	0%
335160 PARI-MUTUAL DISTRIBUTION	446,500	446,500	446,500	0	0%
335180 HALF-CENT STATE SALES TAX	24,866,111	25,885,960	26,665,000	779,040	3%
337300 NPDES CITIES	-	23,070	27,000	3,930	17%
337900 LOCAL GRANTS & AIDS -LONG RG P	88,000	47,000	47,000	0	0%
341200 ZONING FEES	469,214	400,000	400,000	0	0%
341320 SCHOOL ADMIN FEE	183,357	150,000	150,000	0	0%
341359 ADMIN FEE - MSBU FUNDS	17,220	11,300	11,300	0	0%
341520 SHERIFFS FEES	440,817	530,000	469,000	(61,000)	-12%
341910 ADDRESSING FEES	23,235	15,000	20,000	5,000	33%
342100 REIMBURSEMENT - SHERIFF	3,097,063	3,202,000	3,547,356	345,356	11%
342320 HOUSING OF PRISONERS	2,898,288	2,616,000	2,649,000	33,000	1%
342330 INMATE FEES	330,793	232,000	317,000	85,000	37%
342390 HOUSING OF PRISONER-OTHER	36,752	45,000	35,000	(10,000)	-22%
342430 EMERGENCY MGMT	3,043	5,000	4,000	(1,000)	-20%
342516 AFTER HOURS INSPECTIONS	1,200	0	0	0	
342530 SHERIFF - IRON BRIDGE	219,200	223,584	227,200	3,616	2%
342560 ENGINEERING	700,483	350,000	500,000	150,000	43%
342910 INMPOUND/IMMOBILIZATION	17,375	15,000	10,000	(5,000)	-33%
342920 SUPERVISOR - PAY	28,100	25,000	25,000	0	0%
343900 OTHER PHYSICAL ENV FEES	-	0	0	0	
343901 TOWER COMM FEES	110,149	136,000	120,000	(16,000)	-12%
343902 FIBER WAN FEES	9,506	20,000	20,000	0	0%
343903 REBAND 800 MHZ	-	0	0	0	

REVENUES BY FUND / ACCOUNT

FUND NAME - OBJECT ACCOUNT	FY17 ACTUALS	FY18 ADOPTED BUDGET	FY19 PROPOSED BUDGET	VARIANCE	%
343904 SVC CHGS-OTH PHYSICAL ENVIRON	17,708	53,000	53,000	0	0%
346400 ANIMAL CONTROL	188,627	210,000	210,000	0	0%
347200 PARKS AND REC	1,682,204	2,465,031	2,152,700	(312,331)	-13%
347201 PASSIVE PARKS AND TRAILS	30,773	30,000	30,000	0	0%
347301 MUSEUM FEES	1,426	2,000	2,000	0	0%
348880 SUPERVISION - PROBATION	509,624	500,000	525,000	25,000	5%
348921 COURT INNOVATIONS	99,393	108,750	100,000	(8,750)	-8%
348922 LEGAL AID	99,393	108,750	100,000	(8,750)	-8%
348923 LAW LIBRARY	99,393	108,750	100,000	(8,750)	-8%
348924 JUVENILE ALTERNATIVE PROGRAMS	99,393	108,750	100,000	(8,750)	-8%
348930 STATE COURT FACILITY SURCHARGE	1,407,326	1,300,000	1,350,000	50,000	4%
348993 CRIME PREVENTION	43,767	52,000	46,000	(6,000)	-12%
349100 SERVICE CHARGE-AGENCIES	109,327	75,000	75,000	0	0%
349200 CONCURRENCY REVIEW	20,220	20,000	20,000	0	0%
351500 TRAFFIC CT PARKING FINES	2,310	10,000	2,500	(7,500)	-75%
351700 INTERGOVT RADIO PROGRAM	401,492	450,000	450,000	0	0%
352100 LIBRARY	162,295	139,000	139,000	0	0%
354200 CODE ENFORCEMENT	55,767	150,000	150,000	0	0%
359901 ADULT DIVERSION	267,361	260,000	260,000	0	0%
359902 COMMUNITY SVC INSURANCE	6,995	11,000	4,000	(7,000)	-64%
361100 INTEREST ON INVESTMENTS	519,500	1,200,000	1,500,000	300,000	25%
361132 INTEREST-TAX COLLECTOR	13,021	0	0	0	
361133 INTEREST-SHERIFF	6,295	1,000	35,644	34,644	3464%
362100 RENTS AND ROYALTIES	42,525	52,000	52,000	0	0%
364100 FIXED ASSET SALE PROCEEDS	63,326	50,000	50,000	0	0%
366100 CONTRIBUTIONS & DONATIONS	12,100	0	0	0	
366101 CONTRIBUTIONS PORT AUTHORITY	500,000	700,000	700,000	0	0%
366175 SEMINOLE COUNTY HEROES MEMORIA	100	0	0	0	
367150 PAIN MANAGEMENT-GRWTH MGMT LON	1,200	0	0	0	
369100 TAX DEED SURPLUS	2,204	0	0	0	
369310 INSURANCE PROCEEDS	22,194	0	0	0	
369400 REIMBURSEMENTS	25,942	0	0	0	
369900 MISCELLANEOUS-OTHER	322,779	170,000	170,000	0	0%
369910 COPYING FEES	65,390	52,500	52,500	0	0%
369911 MAPS AND PUBLICATIONS	-	200	200	0	0%
369912 MISCELLANEOUS - SHERIFF	650,983	636,000	720,000	84,000	13%
369920 MISCELLANEOUS-ELECTION	16	4,000	4,000	0	0%
369925 CREDIT CARD FEES	15,809	16,000	16,000	0	0%
369930 REIMBURSEMENTS	109,375	100,000	100,000	0	0%
369940 REIMBURSEMENTS - RADIOS	151,758	115,000	115,000	0	0%
381100 INTERFUND TRANSFER	38,350	193,117	0	(193,117)	-100%
386200 EXCESS FEES-CLERK	325,879	0	0	0	
386300 EXCESS FEES-SHERIFF	165,964	0	0	0	
386400 EXCESS FEES-TAX COLLECTOR	2,910,151	1,850,000	0	(1,850,000)	-100%
386500 EXCESS FEES-PROPERTY APPRAISER	82,839	0	20,000	20,000	
386700 EXCESS FEES SUPERVISOR OF ELECTIONS	214,936	220,000	220,000	0	0%
388110 SALE OF CAPITAL ASSETS	-	0	0	0	
399999 BEGINNING FUND BALANCE	-	51,817,870	58,046,273	6,228,403	12%
00100 GENERAL FUND Total	**204,460,688**	**265,794,058**	**282,764,039**	**16,969,981**	**6%**

REVENUES BY FUND / ACCOUNT

FUND NAME - OBJECT ACCOUNT	FY17 ACTUALS	FY18 ADOPTED BUDGET	FY19 PROPOSED BUDGET	VARIANCE	%
00101 POLICE EDUCATION FUND					
348992 POLICE ED $2 ASSESS	33,897	40,000	40,000	0	0%
348995 CRIM JUSTICE ED $2.50	115,313	110,000	110,000	0	0%
361100 INTEREST ON INVESTMENTS	580	0	0	0	
386300 EXCESS FEES-SHERIFF	34,540	0	0	0	
399999 BEGINNING FUND BALANCE	-	0	0	0	
00101 POLICE EDUCATION FUND Total	**184,329**	**150,000**	**150,000**	**0**	**0%**
00102 TANK INSPECTION FUND					
361100 INTEREST ON INVESTMENTS	-	0	0	0	
364100 FIXED ASSET SALE PROCEEDS	-	0	0	0	
00102 TANK INSPECTION FUND Total	**-**	**0**	**0**	**0**	
00103 NATURAL LAND ENDOWMENT FUND					
334392 OTHER PHYSICAL ENVIRONMENT	15,000	0	0	0	
347201 PASSIVE PARKS AND TRAILS	11,083	25,000	15,000	(10,000)	-40%
347501 YARBOROUGH NATURE CENTER	39,655	15,000	20,000	5,000	33%
361100 INTEREST ON INVESTMENTS	5,791	2,500	2,500	0	0%
362100 RENTS AND ROYALTIES	10,750	12,200	12,200	0	0%
369900 MISCELLANEOUS-OTHER	510	0	0	0	
399999 BEGINNING FUND BALANCE	-	729,029	650,422	(78,607)	-11%
00103 NATURAL LAND ENDOWMENT FUND Total	**82,790**	**783,729**	**700,122**	**(83,607)**	**-11%**
00104 BOATING IMPROVEMENT FUND					
335710 BOATING IMPROVEMENT FEES	87,107	85,000	85,000	0	0%
361100 INTEREST ON INVESTMENTS	3,651	0	0	0	
399999 BEGINNING FUND BALANCE	-	217,969	205,174	(12,795)	-6%
00104 BOATING IMPROVEMENT FUND Total	**90,758**	**302,969**	**290,174**	**(12,795)**	**-4%**
00108 FACILITIES MAINTENANCE FUND					
361100 INTEREST ON INVESTMENTS	6,401	0	0	0	
381100 INTERFUND TRANSFER	850,000	600,000	164,800	(435,200)	-73%
399999 BEGINNING FUND BALANCE	-	24,996	183,988	158,992	636%
00108 FACILITIES MAINTENANCE FUND Total	**856,401**	**624,996**	**348,788**	**(276,208)**	**-44%**
00109 FLEET REPLACEMENT FUND					
361100 INTEREST ON INVESTMENTS	4,523	0	0	0	
381100 INTERFUND TRANSFER	299,531	0	1,918,476	1,918,476	
399999 BEGINNING FUND BALANCE	-	453,581	254,775	(198,806)	-44%
00109 FLEET REPLACEMENT FUND Total	**304,054**	**453,581**	**2,173,251**	**1,719,670**	**379%**
00110 ADULT DRUG COURT GRANT FUND					
331820 ADULT DRUG COURT	328,347	324,996	90,612	(234,384)	-72%
00110 ADULT DRUG COURT GRANT FUND Total	**328,347**	**324,996**	**90,612**	**(234,384)**	**-72%**
00111 TECHNOLOGY REPLACEMENT FUND					
341210 INTERNAL SER FEES-FLEET EQUIP	-	0	0	0	
341920 NETWORK FEES	6,596	13,272	0	(13,272)	-100%

REVENUES BY FUND / ACCOUNT

FUND NAME - OBJECT ACCOUNT	FY17 ACTUALS	FY18 ADOPTED BUDGET	FY19 PROPOSED BUDGET	VARIANCE	%
361100 INTEREST ON INVESTMENTS	3,816	0	0	0	
369900 MISCELLANEOUS-OTHER	4,080	0	0	0	
381100 INTERFUND TRANSFER	502,137	250,000	250,000	0	0%
399999 BEGINNING FUND BALANCE	-	17,854	507,396	489,542	2742%
00111 TECHNOLOGY REPLACEMENT FUND Total	**516,629**	**281,126**	**757,396**	**476,270**	**169%**
00112 BCC PROJECTS					
334220 PUBLIC SAFETY GRANT	-	0	0	0	
361100 INTEREST ON INVESTMENTS	521	0	0	0	
366100 CONTRIBUTIONS & DONATIONS	-	0	0	0	
381100 INTERFUND TRANSFER	-	453,500	663,739	210,239	46%
399999 BEGINNING FUND BALANCE	-	0	0	0	
00112 BCC PROJECTS Total	**521**	**453,500**	**663,739**	**210,239**	**46%**
10101 TRANSPORTATION TRUST FUND					
311100 AD VALOREM-CURRENT	1,573,898	1,670,697	1,775,333	104,636	6%
311200 AD VALOREM-DELINQUENT	1,207	1,500	1,500	0	0%
312410 1/6 CENT LOCAL OPTION GAS TAX	8,044,587	8,226,300	8,391,000	164,700	2%
312415 LOCAL ALTERNATIVE FUEL TAX	-	2,500	2,500	0	0%
331510 DISASTER RELIEF (FEMA)	573,646	450,000	0	(450,000)	-100%
335491 CONSTITUTIONAL GAS TAX	3,841,262	3,885,000	3,963,000	78,000	2%
335492 COUNTY GAS TAX	1,695,454	1,734,000	1,769,000	35,000	2%
335493 MOTOR FUEL TAX	158,267	135,000	135,000	0	0%
342560 ENGINEERING	58,053	36,865	36,865	0	0%
344910 SIGNALS/CHARGES FOR SERVICES	1,046,730	1,080,984	1,106,701	25,717	2%
344920 FIBER CONSTRUCTION AND MAINT	337,264	384,389	394,000	9,611	3%
361100 INTEREST ON INVESTMENTS	34,270	0	0	0	
361132 INTEREST-TAX COLLECTOR	153	0	0	0	
361200 INTEREST-STATE BOARD ADM	1,249	0	0	0	
364100 FIXED ASSET SALE PROCEEDS	17,398	0	0	0	
369310 INSURANCE PROCEEDS	485	0	0	0	
369900 MISCELLANEOUS-OTHER	14,812	40,000	40,000	0	0%
369910 COPYING FEES	-	0	0	0	
369930 REIMBURSEMENTS	6,947	10,000	10,000	0	0%
381100 INTERFUND TRANSFER	-	0	0	0	
386400 EXCESS FEES-TAX COLLECTOR	1,910	0	0	0	
386500 EXCESS FEES-PROPERTY APPRAISER	300	0	0	0	
399999 BEGINNING FUND BALANCE	-	4,190,903	5,575,511	1,384,608	33%
10101 TRANSPORTATION TRUST FUND Total	**17,407,892**	**21,848,138**	**23,200,410**	**1,352,272**	**6%**
10102 NINTH-CENT FUEL TAX FUND					
312300 COUNTY VOTED GAS TAX	2,273,402	2,260,000	2,305,000	45,000	2%
366100 CONTRIBUTIONS & DONATIONS	-	0	0	0	
381100 INTERFUND TRANSFER	4,083,267	4,664,779	4,935,619	270,840	6%
399999 BEGINNING FUND BALANCE	-	0	0	0	
10102 NINTH-CENT FUEL TAX FUND Total	**6,356,669**	**6,924,779**	**7,240,619**	**315,840**	**5%**
10400 BUILDING PROGRAM					
322100 BUILDING PERMITS	2,524,583	2,400,000	3,000,000	600,000	25%

REVENUES BY FUND / ACCOUNT

FUND NAME - OBJECT ACCOUNT	FY17 ACTUALS	FY18 ADOPTED BUDGET	FY19 PROPOSED BUDGET	VARIANCE	%
322102 ELECTRICAL	376,855	350,000	400,000	50,000	14%
322103 PLUMBING	247,415	240,000	240,000	0	0%
322104 MECHANICAL	300,585	275,000	300,000	25,000	9%
322106 WELLS	14,890	9,000	0	(9,000)	-100%
322107 SIGNS	27,739	30,000	30,000	0	0%
322108 GAS	58,416	55,000	55,000	0	0%
342516 AFTER HOURS INSPECTIONS	71,520	65,000	100,000	35,000	54%
342590 REINSPECTIONS	280,435	210,000	250,000	40,000	19%
349210 FLOOD ZONE REVIEW	6,330	6,000	6,000	0	0%
361100 INTEREST ON INVESTMENTS	25,739	40,000	100,000	60,000	150%
364100 FIXED ASSET SALE PROCEEDS	1,788	1,500	1,500	0	0%
367110 COMPETENCY CERTIFICATE	-	0	0	0	
369900 MISCELLANEOUS-OTHER	126,840	120,000	120,000	0	0%
369910 COPYING FEES	5,459	2,500	2,500	0	0%
369925 CREDIT CARD FEES	50,389	40,000	60,000	20,000	50%
381100 INTERFUND TRANSFER	-	0	0	0	
399999 BEGINNING FUND BALANCE	-	3,007,550	3,143,992	136,442	5%
10400 BUILDING PROGRAM Total	**4,118,982**	**6,851,550**	**7,808,992**	**957,442**	**14%**
11000 TOURISM PARKS 1,2,3 CENT FUND					
312120 TOURIST DEVELOPMENT TAX	3,165,596	3,276,000	3,276,000	0	0%
361100 INTEREST ON INVESTMENTS	16,293	0	0	0	
364100 FIXED ASSET SALE PROCEEDS	1,674	0	0	0	
369900 MISCELLANEOUS-OTHER	-	0	0	0	
381100 INTERFUND TRANSFER	-	0	0	0	
399999 BEGINNING FUND BALANCE	-	1,140,153	2,347,291	1,207,138	106%
11000 TOURISM PARKS 1,2,3 CENT FUND Total	**3,183,563**	**4,416,153**	**5,623,291**	**1,207,138**	**27%**
11001 TOURISM SPORTS 4 & 6 CENT FUND					
312120 TOURIST DEVELOPMENT TAX	2,110,298	2,184,000	2,184,000	0	0%
361100 INTEREST ON INVESTMENTS	13,305	0	0	0	
369900 MISCELLANEOUS-OTHER	220	2,500	2,500	0	0%
399999 BEGINNING FUND BALANCE	-	921,002	1,534,582	613,580	67%
11001 TOURISM SPORTS 4 & 6 CENT FUND Total	**2,123,822**	**3,107,502**	**3,721,082**	**613,580**	**20%**
11200 FIRE PROTECTION FUND					
311100 AD VALOREM-CURRENT	43,644,841	55,515,902	58,986,065	3,470,163	6%
311200 AD VALOREM-DELINQUENT	37,457	45,000	35,000	(10,000)	-22%
324130 WINTER SPRINGS FIRE IMPACT FEES	580,172	0	0	0	
331510 DISASTER RELIEF (FEMA)	559,161	300,000	0	(300,000)	-100%
335210 FIREFIGHTERS SUPPLEMENT	59,891	110,000	120,000	10,000	9%
342600 PUBLIC SAFETY - FIRE PERMITS	206,343	90,000	200,000	110,000	122%
342605 FIRE PERMITS-WS	23,100	15,000	15,000	0	0%
342610 AMBULANCE TRANSPORT FEES	5,126,357	6,300,000	5,800,000	(500,000)	-8%
342630 FIRE INSPECTION FEES	6,215	5,000	10,000	5,000	100%
342930 TRAINING CENTER FEE	120,055	100,000	135,000	35,000	35%
361100 INTEREST ON INVESTMENTS	225,737	300,000	800,000	500,000	167%
361132 INTEREST-TAX COLLECTOR	4,502	0	0	0	
364100 FIXED ASSET SALE PROCEEDS	117,856	0	60,000	60,000	

REVENUES BY FUND / ACCOUNT

FUND NAME - OBJECT ACCOUNT	FY17 ACTUALS	FY18 ADOPTED BUDGET	FY19 PROPOSED BUDGET	VARIANCE	%
366100 CONTRIBUTIONS & DONATIONS	100	0	0	0	
369310 INSURANCE PROCEEDS	1,845	0	0	0	
369900 MISCELLANEOUS-OTHER	36,212	75,000	75,000	0	0%
369910 COPYING FEES	1,231	0	0	0	
369930 REIMBURSEMENTS	334	45,000	45,000	0	0%
381100 INTERFUND TRANSFER	146,420	0	0	0	
386400 EXCESS FEES-TAX COLLECTOR	56,617	50,000	50,000	0	0%
386500 EXCESS FEES-PROPERTY APPRAISER	8,886	0	0	0	
399999 BEGINNING FUND BALANCE	-	14,233,937	19,207,945	4,974,008	35%
11200 FIRE PROTECTION FUND Total	**50,963,333**	**77,184,839**	**85,539,010**	**8,354,171**	**11%**
11201 FIRE PROT FUND-REPLACE & RENEW					
361100 INTEREST ON INVESTMENTS	-	0	0	0	
381100 INTERFUND TRANSFER	-	0	0	0	
399999 BEGINNING FUND BALANCE	-	0	0	0	
11201 FIRE PROT FUND-REPLACE & RENEW Total	**-**	**0**	**0**	**0**	
11207 FIRE PROTECT FUND-CASSELBERRY					
311100 AD VALOREM-CURRENT	2,720,251	3,219,322	4,074,255	854,933	27%
311200 AD VALOREM-DELINQUENT	-	0	0	0	
324140 CASSELBERRY FIRE IMPACT FEES	65,501	0	0	0	
335210 FIREFIGHTERS SUPPLEMENT	9,540	19,800	19,800	0	0%
342210 FIRE/EMS SERVICES	449,090	295,600	32,292	(263,308)	-89%
342600 PUBLIC SAFETY - FIRE PERMITS	12,997	35,000	15,000	(20,000)	-57%
342610 AMBULANCE TRANSPORT FEES	579,593	800,000	565,000	(235,000)	-29%
361100 INTEREST ON INVESTMENTS	2,442	0	20,000	20,000	
366207 CASSELBERRY - COMP ABSEN	-	0	0	0	
369900 MISCELLANEOUS-OTHER	300	7,500	1,000	(6,500)	-87%
399999 BEGINNING FUND BALANCE	-	210,000	0	(210,000)	-100%
11207 FIRE PROTECT FUND-CASSELBERRY Total	**3,839,714**	**4,587,222**	**4,727,347**	**140,125**	**3%**
11400 COURT SUPP TECH FEE (ARTV)					
341160 COURT TECH FEE $2	724,660	720,000	715,000	(5,000)	-1%
361100 INTEREST ON INVESTMENTS	5,721	0	0	0	
369900 MISCELLANEOUS-OTHER	-	0	0	0	
381100 INTERFUND TRANSFER	-	0	204,086	204,086	
399999 BEGINNING FUND BALANCE	-	475,624	304,939	(170,685)	-36%
11400 COURT SUPP TECH FEE (ARTV) Total	**730,381**	**1,195,624**	**1,224,025**	**28,401**	**2%**
11500 INFRASTRUCTURE TAX FUND					
361100 INTEREST ON INVESTMENTS	256,187	0	600,000	600,000	
366100 CONTRIBUTIONS & DONATIONS	-	0	0	0	
369400 REIMBURSEMENTS	-	0	0	0	
399999 BEGINNING FUND BALANCE	-	16,345,836	12,159,078	(4,186,758)	-26%
11500 INFRASTRUCTURE TAX FUND Total	**256,187**	**16,345,836**	**12,759,078**	**(3,586,758)**	**-22%**
11541 INFRASTRUCTURE-COUNTY COMMIS					
331490 TRANS REV GRANT	-	0	0	0	
337900 LOCAL GRANTS & AIDS -LONG RG P	-	0	0	0	

REVENUES BY FUND / ACCOUNT

FUND NAME - OBJECT ACCOUNT	FY17 ACTUALS	FY18 ADOPTED BUDGET	FY19 PROPOSED BUDGET	VARIANCE	%
361100 INTEREST ON INVESTMENTS	451,220	0	700,000	700,000	
369400 REIMBURSEMENTS	-	0	0	0	
369900 MISCELLANEOUS-OTHER	-	0	0	0	
369930 REIMBURSEMENTS	-	0	0	0	
381100 INTERFUND TRANSFER	-	0	0	0	
399999 BEGINNING FUND BALANCE	-	4,086,324	3,491,472	(594,852)	-15%
11541 INFRASTRUCTURE-COUNTY COMMIS Total	**451,220**	**4,086,324**	**4,191,472**	**105,148**	**3%**
11560 2014 INFRASTRUCTURE SALES TAX					
312600 DISCRETIONARY SALES SURTAX	39,998,553	41,175,692	42,411,000	1,235,308	3%
361100 INTEREST ON INVESTMENTS	445,901	500,000	1,200,000	700,000	140%
369900 MISCELLANEOUS-OTHER	-	0	0	0	
399999 BEGINNING FUND BALANCE	-	10,802,174	8,072,293	(2,729,881)	-25%
11560 2014 INFRASTRUCTURE SALES TAX Total	**40,444,454**	**52,477,866**	**51,683,293**	**(794,573)**	**-2%**
11641 PUBLIC WORKS-INTERLOCAL AGREEM					
337900 LOCAL GRANTS & AIDS -LONG RG P	260,896	0	0	0	
361100 INTEREST ON INVESTMENTS	145	0	0	0	
366100 CONTRIBUTIONS & DONATIONS	-	0	0	0	
369900 MISCELLANEOUS-OTHER	-	0	0	0	
399999 BEGINNING FUND BALANCE	-	0	0	0	
11641 PUBLIC WORKS-INTERLOCAL AGREEM Total	**261,041**	**0**	**0**	**0**	
11800 EMS TRUST FUND					
334200 EMS TRUST FUND GRANT	4,290	0	0	0	
361100 INTEREST ON INVESTMENTS	-	0	0	0	
364100 FIXED ASSET SALE PROCEEDS	-	0	0	0	
399999 BEGINNING FUND BALANCE	-	0	0	0	
11800 EMS TRUST FUND Total	**4,290**	**0**	**0**	**0**	
11901 COMMUNITY DEVELOPMEN BLK GRANT					
331540 COMMUNITY DEVELPMNT BLK GT	1,707,904	1,665,154	1,906,512	241,358	14%
381100 INTERFUND TRANSFER	59,385	0	0	0	
399999 BEGINNING FUND BALANCE	-	0	0	0	
11901 COMMUNITY DEVELOPMEN BLK GRANT Total	**1,767,289**	**1,665,154**	**1,906,512**	**241,358**	**14%**
11902 HOME PROGRAM GRANT					
331590 HOME PROGRAM CF	395,362	496,754	734,777	238,023	48%
361100 INTEREST ON INVESTMENTS	-	0	0	0	
369900 MISCELLANEOUS-OTHER	-	0	0	0	
399999 BEGINNING FUND BALANCE	-	0	0	0	
11902 HOME PROGRAM GRANT Total	**395,362**	**496,754**	**734,777**	**238,023**	**48%**
11904 EMERGENCY SHELTER GRANTS					
331550 EMERGENCY SHELTER GRANT	145,276	148,985	149,759	774	1%
334690 OTHER HUMAN SERVICES GRANTS	-	0	0	0	
361100 INTEREST ON INVESTMENTS	-	0	0	0	
11904 EMERGENCY SHELTER GRANTS Total	**145,276**	**148,985**	**149,759**	**774**	**1%**

REVENUES BY FUND / ACCOUNT

FUND NAME - OBJECT ACCOUNT	FY17 ACTUALS	FY18 ADOPTED BUDGET	FY19 PROPOSED BUDGET	VARIANCE	%
11905 COMMUNITY SVC BLOCK GRANT					
331690 FEDERAL GRANT HUMAN SERVICES	287,012	43,561	0	(43,561)	-100%
11905 COMMUNITY SVC BLOCK GRANT Total	**287,012**	**43,561**	**0**	**(43,561)**	**-100%**
11908 DISASTER PREPAREDNESS					
331230 EMPG GRANT	147,131	41,056	0	(41,056)	-100%
334220 PUBLIC SAFETY GRANT	90,442	0	0	0	
369900 MISCELLANEOUS-OTHER	-	0	0	0	
11908 DISASTER PREPAREDNESS Total	**237,574**	**41,056**	**0**	**(41,056)**	**-100%**
11909 MOSQUITO CONTROL GRANT					
334697 MOSQUITO CONTROL GRANT	1,235,671	502,468	0	(502,468)	-100%
361100 INTEREST ON INVESTMENTS	-	0	0	0	
369900 MISCELLANEOUS-OTHER	-	0	0	0	
11909 MOSQUITO CONTROL GRANT Total	**1,235,671**	**502,468**	**0**	**(502,468)**	**-100%**
11912 PUBLIC SAFETY GRANTS (STATE)					
334220 PUBLIC SAFETY GRANT	(1,082)	0	0	0	
361100 INTEREST ON INVESTMENTS	-	0	0	0	
369900 MISCELLANEOUS-OTHER	31	0	0	0	
11912 PUBLIC SAFETY GRANTS (STATE) Total	**(1,051)**	**0**	**0**	**0**	
11913 PUBLIC SAFETY GRANTS (OTHER)					
361100 INTEREST ON INVESTMENTS	1	0	0	0	
11913 PUBLIC SAFETY GRANTS (OTHER) Total	**1**	**0**	**0**	**0**	
11915 PUBLIC SAFETY GRANTS (FEDERAL)					
331230 EMPG GRANT	69,544	0	0	0	
11915 PUBLIC SAFETY GRANTS (FEDERAL) Total	**69,544**	**0**	**0**	**0**	
11916 PUBLIC WORKS GRANTS					
331391 OTHER PHYSICAL ENV FED GRANTS	-	0	0	0	
331490 TRANS REV GRANT	543,591	0	0	0	
334360 STORMWATER MANAGEMENT	315,983	0	0	0	
334490 TRANSPORTATION REV GRANT	2,626,395	0	0	0	
369900 MISCELLANEOUS-OTHER	-	0	0	0	
381100 INTERFUND TRANSFER	3,392	0	0	0	
399999 BEGINNING FUND BALANCE	-	0	0	0	
11916 PUBLIC WORKS GRANTS Total	**3,489,361**	**0**	**0**	**0**	
11917 LEISURE SERVICES GRANTS					
331720 FEDERAL RECREATION GRANT	-	0	0	0	
331722 - FEDERAL CULTURE & REC GRANTS	6,005	0	0	0	
334750 ENVIRONMENTAL PROTECTION GRANT	-	0	0	0	
361100 INTEREST ON INVESTMENTS	-	0	0	0	
11917 LEISURE SERVICES GRANTS Total	**6,005**	**0**	**0**	**0**	
11918 GROWTH MANAGEMENT GRANTS					
331599 FED - ECONOMIC ENVIRONMENT	-	0	0	0	

REVENUES BY FUND / ACCOUNT

FUND NAME - OBJECT ACCOUNT	FY17 ACTUALS	FY18 ADOPTED BUDGET	FY19 PROPOSED BUDGET	VARIANCE	%
11918 GROWTH MANAGEMENT GRANTS Total	**-**	**0**	**0**	**0**	
11919 COMMUNITY SVC GRANTS					
331228 SUPERVISED VISITATION	-	0	0	0	
331500 SHELTER PLUS CARE AGREEMENT	-	0	0	0	
331550 EMERGENCY SHELTER GRANT	468,207	479,291	0	(479,291)	-100%
331692 CHILD MENTAL HEALTH INITIATIVE	-	0	0	0	
331890 FED GRANT-OTHR CRT REL REVENUE	-	0	0	0	
381100 INTERFUND TRANSFER	29,404	0	0	0	
399999 BEGINNING FUND BALANCE	-	0	0	0	
11919 COMMUNITY SVC GRANTS Total	**497,612**	**479,291**	**0**	**(479,291)**	**-100%**
11920 NEIGHBOR STABIL PROGRAM GRANT					
331570 NEIGHBORHOOD STABILIZATION	(18,735)	42,295	0	(42,295)	-100%
361100 INTEREST ON INVESTMENTS	6,076	0	0	0	
369900 MISCELLANEOUS-OTHER	70,010	0	0	0	
369950 NSP RESALES/PROGRAM INCOME	-	0	0	0	
369955 NON-CASH NSP PROGRAM INCOME	-	0	0	0	
11920 NEIGHBOR STABIL PROGRAM GRANT Total	**57,351**	**42,295**	**0**	**(42,295)**	**-100%**
11925 DCF REINVESTMENT GRANT FUND					
334690 OTHER HUMAN SERVICES GRANTS	231,061	1,200,000	0	(1,200,000)	-100%
361100 INTEREST ON INVESTMENTS	-	0	0	0	
11925 DCF REINVESTMENT GRANT FUND Total	**231,061**	**1,200,000**	**0**	**(1,200,000)**	**-100%**
11926 CITY OF SANFORD CDBG					
331540 COMMUNITY DEVELPMNT BLK GT	291,840	401,643	448,253	46,610	12%
331590 HOME PROGRAM CF	2,993	0	0	0	
381100 INTERFUND TRANSFER	-	0	0	0	
11926 CITY OF SANFORD CDBG Total	**294,833**	**401,643**	**448,253**	**46,610**	**12%**
11930 RESOURCE MANAGEMENT GRANTS					
331825 VETERANS TREATMENT COURT	59,031	22,535	0	(22,535)	-100%
361100 INTEREST ON INVESTMENTS	-	0	0	0	
11930 RESOURCE MANAGEMENT GRANTS Total	**59,031**	**22,535**	**0**	**(22,535)**	**-100%**
11931 HOMELESSNESS GRANTS					
361100 INTEREST ON INVESTMENTS	-	0	0	0	
366100 CONTRIBUTIONS & DONATIONS	-	0	0	0	
11931 HOMELESSNESS GRANTS Total	**-**	**0**	**0**	**0**	
11932 MISCELLANEOUS GRANTS					
334225 JUVENILE ASSESSMENT CTR GRANT	-	0	0	0	
11932 MISCELLANEOUS GRANTS Total	**-**	**0**	**0**	**0**	
11933 FEDERAL MITIGATION GRANTS					
331510 DISASTER RELIEF (FEMA)	-	0	112,500	112,500	
11933 FEDERAL MITIGATION GRANTS Total	**-**	**0**	**112,500**	**112,500**	

REVENUES BY FUND / ACCOUNT

FUND NAME - OBJECT ACCOUNT	FY17 ACTUALS	FY18 ADOPTED BUDGET	FY19 PROPOSED BUDGET	VARIANCE	%
12010 AFFORDABLE HOUSING 09/10					
369900 MISCELLANEOUS-OTHER	-	0	0	0	
12010 AFFORDABLE HOUSING 09/10 Total	**-**	**0**	**0**	**0**	
12012 AFFORDABLE HOUSING 11/12					
335520 SHIP PROGRAM REVENUE	-	0	0	0	
12012 AFFORDABLE HOUSING 11/12 Total	**-**	**0**	**0**	**0**	
12013 SHIP- AFFORDABLE HOUSING 12/13					
335520 SHIP PROGRAM REVENUE	-	0	0	0	
12013 SHIP- AFFORDABLE HOUSING 12/13 Total	**-**	**0**	**0**	**0**	
12014 AFFORDABLE HOUSING 13/14					
335520 SHIP PROGRAM REVENUE	(146)	0	0	0	
361100 INTEREST ON INVESTMENTS	-	0	0	0	
361120 SHIP MORTGAGE INTEREST	-	0	0	0	
369120 SHIP MORTGAGE PRINCIPAL	-	0	0	0	
369900 MISCELLANEOUS-OTHER	-	0	0	0	
12014 AFFORDABLE HOUSING 13/14 Total	**(146)**	**0**	**0**	**0**	
12015 SHIP AFFORDABLE HOUSING 14/15					
335520 SHIP PROGRAM REVENUE	905,756	0	0	0	
361100 INTEREST ON INVESTMENTS	-	0	0	0	
361120 SHIP MORTGAGE INTEREST	-	0	0	0	
369120 SHIP MORTGAGE PRINCIPAL	-	0	0	0	
12015 SHIP AFFORDABLE HOUSING 14/15 Total	**905,756**	**0**	**0**	**0**	
12016 SHIP AFFORDABLE HOUSING 15/16					
335520 SHIP PROGRAM REVENUE	410,417	0	0	0	
361100 INTEREST ON INVESTMENTS	-	0	0	0	
361120 SHIP MORTGAGE INTEREST	-	0	0	0	
369120 SHIP MORTGAGE PRINCIPAL	-	0	0	0	
369900 MISCELLANEOUS-OTHER	-	0	0	0	
12016 SHIP AFFORDABLE HOUSING 15/16 Total	**410,417**	**0**	**0**	**0**	
12017 SHIP AFFORDABLE HOUSING 16/17					
335520 SHIP PROGRAM REVENUE	326,712	42,600	0	(42,600)	-100%
361100 INTEREST ON INVESTMENTS	-	0	0	0	
361120 SHIP MORTGAGE INTEREST	-	0	0	0	
369120 SHIP MORTGAGE PRINCIPAL	161,304	0	0	0	
369900 MISCELLANEOUS-OTHER	(161,304)	0	0	0	
12017 SHIP AFFORDABLE HOUSING 16/17 Total	**326,712**	**42,600**	**0**	**(42,600)**	**-100%**
12018 SHIP AFFORDABLE HOUSING 17/18					
335520 SHIP PROGRAM REVENUE	-	0	0	0	
361100 INTEREST ON INVESTMENTS	-	0	0	0	
369120 SHIP MORTGAGE PRINCIPAL	-	0	0	0	
369900 MISCELLANEOUS-OTHER	-	0	0	0	
12018 SHIP AFFORDABLE HOUSING 17/18 Total	**-**	**0**	**0**	**0**	

REVENUES BY FUND / ACCOUNT

FUND NAME - OBJECT ACCOUNT	FY17 ACTUALS	FY18 ADOPTED BUDGET	FY19 PROPOSED BUDGET	VARIANCE	%
12019 SHIP AFFORDABLE HOUSING 18/19					
335520 SHIP PROGRAM REVENUE	-	0	696,584	696,584	
12019 SHIP AFFORDABLE HOUSING 18/19 Total	**-**	**0**	**696,584**	**696,584**	
12101 LAW ENFORCEMENT TST-LOCAL					
351910 CONFISCATIONS	45,750	0	0	0	
361100 INTEREST ON INVESTMENTS	19,894	0	0	0	
12101 LAW ENFORCEMENT TST-LOCAL Total	**65,644**	**0**	**0**	**0**	
12102 LAW ENFORCEMENT TST-JUSTICE					
351910 CONFISCATIONS	105,765	0	0	0	
361100 INTEREST ON INVESTMENTS	1,571	0	0	0	
369930 REIMBURSEMENTS	-	0	0	0	
12102 LAW ENFORCEMENT TST-JUSTICE Total	**107,336**	**0**	**0**	**0**	
12103 LAW ENFORCEMENT TST-FEDERAL					
351910 CONFISCATIONS	-	0	0	0	
361100 INTEREST ON INVESTMENTS	362	0	0	0	
12103 LAW ENFORCEMENT TST-FEDERAL Total	**362**	**0**	**0**	**0**	
12200 ARBOR VIOLATION TRUST FUND					
354410 ARBOR VIOLATION	-	8,000	0	(8,000)	-100%
361100 INTEREST ON INVESTMENTS	1,028	0	2,000	2,000	
399999 BEGINNING FUND BALANCE	-	140,669	143,697	3,028	2%
12200 ARBOR VIOLATION TRUST FUND Total	**1,028**	**148,669**	**145,697**	**(2,972)**	**-2%**
12300 ALCOHOL/DRUG ABUSE FUND					
348994 TRAFFIC SURCHG DRUG ABUSE TRUS	83,452	69,000	69,000	0	0%
361100 INTEREST ON INVESTMENTS	423	0	0	0	
386300 EXCESS FEES-SHERIFF	125,214	0	0	0	
399999 BEGINNING FUND BALANCE	-	118,306	118,306	0	0%
12300 ALCOHOL/DRUG ABUSE FUND Total	**209,088**	**187,306**	**187,306**	**0**	**0%**
12302 TEEN COURT					
348991 TEEN COURT $3	126,197	125,000	125,000	0	0%
361100 INTEREST ON INVESTMENTS	668	0	0	0	
386300 EXCESS FEES-SHERIFF	15,679	0	0	0	
399999 BEGINNING FUND BALANCE	-	112,464	70,154	(42,310)	-38%
12302 TEEN COURT Total	**142,544**	**237,464**	**195,154**	**(42,310)**	**-18%**
12500 EMERGENCY 911 FUND					
335220 E911 WIRELESS	1,588,861	1,500,000	1,550,000	50,000	3%
335225 E911 NON WIRELESS	604,374	500,000	500,000	0	0%
342410 E911 TELEPHONE FEES	14,907	0	0	0	
342420 E911 CELLULAR PHONE FEES	-	0	0	0	
361100 INTEREST ON INVESTMENTS	32,378	0	0	0	
369900 MISCELLANEOUS-OTHER	68,248	0	0	0	
399999 BEGINNING FUND BALANCE	-	3,710,710	4,242,938	532,228	14%

REVENUES BY FUND / ACCOUNT

FUND NAME - OBJECT ACCOUNT	FY17 ACTUALS	FY18 ADOPTED BUDGET	FY19 PROPOSED BUDGET	VARIANCE	%
12500 EMERGENCY 911 FUND Total	**2,308,768**	**5,710,710**	**6,292,938**	**582,228**	**10%**
12601 ARTERIAL-IMPACT FEE					
324310 IMPACT FEES RESID TRANSPORTATI	684,386	525,000	607,000	82,000	16%
324320 IMPACT FEES COMM TRANSPORTATI	1,947,231	1,260,000	1,624,000	364,000	29%
361100 INTEREST ON INVESTMENTS	12,392	0	0	0	
363400 TRANSPORTATION IMPACT FEE	-	0	0	0	
381100 INTERFUND TRANSFER	-	0	0	0	
399999 BEGINNING FUND BALANCE	-	(7,485,581)	(6,541,571)	944,010	-13%
12601 ARTERIAL-IMPACT FEE Total	**2,644,010**	**(5,700,581)**	**(4,310,571)**	**1,390,010**	**-24%**
12602 NORTH COLLECTOR-IMPACT FEE					
361100 INTEREST ON INVESTMENTS	7,227	2,000	2,000	0	0%
363400 TRANSPORTATION IMPACT FEE	-	0	0	0	
399999 BEGINNING FUND BALANCE	-	64,305	7,355	(56,950)	-89%
12602 NORTH COLLECTOR-IMPACT FEE Total	**7,227**	**66,305**	**9,355**	**(56,950)**	**-86%**
12603 WEST COLLECTOR-IMPACT FEE					
324310 IMPACT FEES RESID TRANSPORTATI	36,559	25,000	27,000	2,000	8%
324320 IMPACT FEES COMM TRANSPORTATI	440,958	250,000	329,000	79,000	32%
361100 INTEREST ON INVESTMENTS	2,481	0	0	0	
381100 INTERFUND TRANSFER	-	0	0	0	
399999 BEGINNING FUND BALANCE	-	(77,000)	127,998	204,998	-266%
12603 WEST COLLECTOR-IMPACT FEE Total	**479,998**	**198,000**	**483,998**	**285,998**	**144%**
12604 EAST COLLECTOR-IMPACT FEE					
324310 IMPACT FEES RESID TRANSPORTATI	83,513	31,500	60,000	28,500	90%
324320 IMPACT FEES COMM TRANSPORTATI	155,708	73,500	127,000	53,500	73%
361100 INTEREST ON INVESTMENTS	1,451	0	0	0	
399999 BEGINNING FUND BALANCE	-	260,849	401,522	140,673	54%
12604 EAST COLLECTOR-IMPACT FEE Total	**240,673**	**365,849**	**588,522**	**222,673**	**61%**
12605 SOUTH CENTRAL-IMPACT FEE					
324310 IMPACT FEES RESID TRANSPORTATI	136,100	115,500	134,000	18,500	16%
324320 IMPACT FEES COMM TRANSPORTATI	151,435	90,000	124,000	34,000	38%
361100 INTEREST ON INVESTMENTS	1,330	0	0	0	
381100 INTERFUND TRANSFER	-	0	0	0	
399999 BEGINNING FUND BALANCE	-	(1,898,554)	(1,609,688)	288,866	-15%
12605 SOUTH CENTRAL-IMPACT FEE Total	**288,865**	**(1,693,054)**	**(1,351,688)**	**341,366**	**-20%**
12801 FIRE/RESCUE-IMPACT FEE					
324110 IMPACT FEES RESID PUBLIC SAFET	72,188	0	75,000	75,000	
324120 IMPACT FEES COMM PUBLIC SAFET	85,333	0	90,000	90,000	
361100 INTEREST ON INVESTMENTS	24,094	0	2,000	2,000	
363220 FIRE IMPACT FEE	-	0	0	0	
364100 FIXED ASSET SALE PROCEEDS	-	0	0	0	
399999 BEGINNING FUND BALANCE	-	0	30,000	30,000	
12801 FIRE/RESCUE-IMPACT FEE Total	**181,616**	**0**	**197,000**	**197,000**	

REVENUES BY FUND / ACCOUNT

FUND NAME - OBJECT ACCOUNT	FY17 ACTUALS	FY18 ADOPTED BUDGET	FY19 PROPOSED BUDGET	VARIANCE	%
12802 LAW ENFORCEMENT-IMPACT FEE					
361100 INTEREST ON INVESTMENTS	17	0	0	0	
363221 LAW ENFORCEMENT IMPACT FEE	200	0	0	0	
399999 BEGINNING FUND BALANCE	-	0	2,228	2,228	
12802 LAW ENFORCEMENT-IMPACT FEE Total	**217**	**0**	**2,228**	**2,228**	
12804 LIBRARY-IMPACT FEE					
324610 IMPACT FEES RESID CULTURE	65,165	50,000	50,000	0	0%
324620 IMPACT FEES COMM CULTURE	49,086	20,000	39,823	19,823	99%
361100 INTEREST ON INVESTMENTS	896	0	0	0	
363270 CULTURE/RECRTN IMPACT FEE	-	0	0	0	
399999 BEGINNING FUND BALANCE	-	57,823	38,000	(19,823)	-34%
12804 LIBRARY-IMPACT FEE Total	**115,147**	**127,823**	**127,823**	**0**	**0%**
12805 DRAINAGE-IMPACT FEE					
361100 INTEREST ON INVESTMENTS	55	0	0	0	
363230 IMPACT FEE-PHYSICAL ENVMT	-	0	0	0	
399999 BEGINNING FUND BALANCE	-	0	0	0	
12805 DRAINAGE-IMPACT FEE Total	**55**	**0**	**0**	**0**	
13000 STORMWATER FUND					
341359 ADMIN FEE - MSBU FUNDS	-	0	0	0	
343904 SVC CHGS-OTH PHYSICAL ENVIRON	-	0	0	0	
361100 INTEREST ON INVESTMENTS	1,499	0	0	0	
364100 FIXED ASSET SALE PROCEEDS	170	0	0	0	
369900 MISCELLANEOUS-OTHER	-	0	0	0	
399999 BEGINNING FUND BALANCE	-	193,117	0	(193,117)	-100%
13000 STORMWATER FUND Total	**1,669**	**193,117**	**0**	**(193,117)**	**-100%**
13100 ECONOMIC DEVELOPMENT					
337100 ECONOMIC INCENTIVE	252,300	519,250	440,750	(78,500)	-15%
361100 INTEREST ON INVESTMENTS	2,402	0	0	0	
369900 MISCELLANEOUS-OTHER	5,600	0	0	0	
381100 INTERFUND TRANSFER	948,140	1,849,438	1,754,743	(94,695)	-5%
399999 BEGINNING FUND BALANCE	-	0	25,780	25,780	
13100 ECONOMIC DEVELOPMENT Total	**1,208,442**	**2,368,688**	**2,221,273**	**(147,415)**	**-6%**
13300 17/92 REDEVELOPMENT TI FUND					
334499 FDOT LIGHTING AGREEMENT	14,399	23,481	0	(23,481)	-100%
338410 TAX INCREMENTS-CITIES	850,230	950,043	0	(950,043)	-100%
338420 TAX INCREMENTS COUNTY	1,436,669	1,601,461	0	(1,601,461)	-100%
361100 INTEREST ON INVESTMENTS	98,403	30,000	0	(30,000)	-100%
369400 REIMBURSEMENTS	-	0	0	0	
399999 BEGINNING FUND BALANCE	-	9,493,902	0	(9,493,902)	-100%
13300 17/92 REDEVELOPMENT TI FUND Total	**2,399,701**	**12,098,887**	**0**	**(12,098,887)**	**-100%**
15000 MSBU STREET LIGHTING					
325210 SPECIAL ASSESSMENT-SERVICE	2,420,465	2,275,450	2,280,000	4,550	0%
341350 ADMIN FEE - MSBU	6,688	0	0	0	

REVENUES BY FUND / ACCOUNT

FUND NAME - OBJECT ACCOUNT	FY17 ACTUALS	FY18 ADOPTED BUDGET	FY19 PROPOSED BUDGET	VARIANCE	%
361100 INTEREST ON INVESTMENTS	12,269	3,000	8,000	5,000	167%
361132 INTEREST-TAX COLLECTOR	233	0	0	0	
399999 BEGINNING FUND BALANCE	-	861,500	705,000	(156,500)	-18%
15000 MSBU STREET LIGHTING Total	**2,439,655**	**3,139,950**	**2,993,000**	**(146,950)**	**-5%**
15100 MSBU RESIDENTIAL SOLID WASTE					
323700 FRANCHISE FEES- SOLID WASTE	87,418	45,000	45,000	0	0%
325210 SPECIAL ASSESSMENT-SERVICE	14,195,444	14,283,000	14,560,750	277,750	2%
361100 INTEREST ON INVESTMENTS	71,841	20,000	75,000	55,000	275%
361132 INTEREST-TAX COLLECTOR	1,375	0	0	0	
399999 BEGINNING FUND BALANCE	-	5,350,000	5,505,200	155,200	3%
15100 MSBU RESIDENTIAL SOLID WASTE Total	**14,356,077**	**19,698,000**	**20,185,950**	**487,950**	**2%**
16000 MSBU PROGRAM					
325110 SPECIAL ASSESSMENT-CAPITAL	112,598	108,400	83,060	(25,340)	-23%
341350 ADMIN FEE - MSBU	1,900	1,100	1,200	100	9%
341357 ADMIN FEE - SOLID WASTE	285,000	285,000	310,000	25,000	9%
341358 ADMIN FEE - STREET LIGHTING	145,000	140,000	145,000	5,000	4%
341359 ADMIN FEE - MSBU FUNDS	20,000	48,250	44,210	(4,040)	-8%
361100 INTEREST ON INVESTMENTS	9,939	2,500	5,000	2,500	100%
361132 INTEREST-TAX COLLECTOR	44	50	50	0	0%
381100 INTERFUND TRANSFER	26,950	0	0	0	
386400 EXCESS FEES-TAX COLLECTOR	20,229	20,000	15,000	(5,000)	-25%
399999 BEGINNING FUND BALANCE	-	1,606,532	1,501,500	(105,032)	-7%
16000 MSBU PROGRAM Total	**621,661**	**2,211,832**	**2,105,020**	**(106,812)**	**-5%**
16005 MSBU MILLS (LM/AWC)					
325210 SPECIAL ASSESSMENT-SERVICE	64,183	63,000	63,000	0	0%
361100 INTEREST ON INVESTMENTS	2,099	500	1,500	1,000	200%
399999 BEGINNING FUND BALANCE	-	237,965	293,535	55,570	23%
16005 MSBU MILLS (LM/AWC) Total	**66,282**	**301,465**	**358,035**	**56,570**	**19%**
16006 MSBU PICKETT (LM/AWC)					
325210 SPECIAL ASSESSMENT-SERVICE	41,280	41,040	41,215	175	0%
361100 INTEREST ON INVESTMENTS	1,870	200	1,600	1,400	700%
399999 BEGINNING FUND BALANCE	-	174,970	228,790	53,820	31%
16006 MSBU PICKETT (LM/AWC) Total	**43,150**	**216,210**	**271,605**	**55,395**	**26%**
16007 MSBU AMORY (LM/AWC)					
325210 SPECIAL ASSESSMENT-SERVICE	6,375	6,336	6,335	(1)	0%
361100 INTEREST ON INVESTMENTS	197	50	150	100	200%
399999 BEGINNING FUND BALANCE	-	19,817	24,535	4,718	24%
16007 MSBU AMORY (LM/AWC) Total	**6,572**	**26,203**	**31,020**	**4,817**	**18%**
16010 MSBU CEDAR RIDGE (GRNDS MAINT)					
325210 SPECIAL ASSESSMENT-SERVICE	26,341	30,575	26,200	(4,375)	-14%
361100 INTEREST ON INVESTMENTS	427	50	300	250	500%
369900 MISCELLANEOUS-OTHER	400	0	0	0	
381100 INTERFUND TRANSFER	-	0	0	0	

REVENUES BY FUND / ACCOUNT

FUND NAME - OBJECT ACCOUNT	FY17 ACTUALS	FY18 ADOPTED BUDGET	FY19 PROPOSED BUDGET	VARIANCE	%
399999 BEGINNING FUND BALANCE	-	21,500	30,000	8,500	40%
16010 MSBU CEDAR RIDGE (GRNDS MAINT) Total	**27,167**	**52,125**	**56,500**	**4,375**	**8%**
16013 MSBU HOWELL CREEK (LM/AWC)					
325210 SPECIAL ASSESSMENT-SERVICE	1,469	1,465	1,465	0	0%
337900 LOCAL GRANTS & AIDS -LONG RG P	695	0	0	0	
361100 INTEREST ON INVESTMENTS	75	20	55	35	175%
369900 MISCELLANEOUS-OTHER	-	1,685	1,685	0	0%
399999 BEGINNING FUND BALANCE	-	8,460	9,380	920	11%
16013 MSBU HOWELL CREEK (LM/AWC) Total	**2,239**	**11,630**	**12,585**	**955**	**8%**
16020 MSBU HORSESHOE (LM/AWC)					
325210 SPECIAL ASSESSMENT-SERVICE	5,765	7,920	7,920	0	0%
361100 INTEREST ON INVESTMENTS	95	30	30	0	0%
381100 INTERFUND TRANSFER	3,000	0	0	0	
399999 BEGINNING FUND BALANCE	-	1,550	4,915	3,365	217%
16020 MSBU HORSESHOE (LM/AWC) Total	**8,859**	**9,500**	**12,865**	**3,365**	**35%**
16021 MSBU MYRTLE (LM/AWC)					
325210 SPECIAL ASSESSMENT-SERVICE	7,252	7,240	7,240	0	0%
361100 INTEREST ON INVESTMENTS	61	10	50	40	400%
399999 BEGINNING FUND BALANCE	-	3,350	5,935	2,585	77%
16021 MSBU MYRTLE (LM/AWC) Total	**7,313**	**10,600**	**13,225**	**2,625**	**25%**
16023 MSBU SPRING WOOD LAKE (LM/AWC)					
325210 SPECIAL ASSESSMENT-SERVICE	5,223	5,185	5,185	0	0%
361100 INTEREST ON INVESTMENTS	213	50	200	150	300%
369900 MISCELLANEOUS-OTHER	-	0	0	0	
399999 BEGINNING FUND BALANCE	-	20,415	26,400	5,985	29%
16023 MSBU SPRING WOOD LAKE (LM/AWC) Total	**5,436**	**25,650**	**31,785**	**6,135**	**24%**
16024 MSBU LAKE OF THE WOODS(LM/AWC)					
325210 SPECIAL ASSESSMENT-SERVICE	19,183	18,720	18,720	0	0%
361100 INTEREST ON INVESTMENTS	696	150	600	450	300%
399999 BEGINNING FUND BALANCE	-	112,770	76,935	(35,835)	-32%
16024 MSBU LAKE OF THE WOODS(LM/AWC) Total	**19,878**	**131,640**	**96,255**	**(35,385)**	**-27%**
16025 MSBU MIRROR (LM/AWC)					
325210 SPECIAL ASSESSMENT-SERVICE	10,391	10,370	10,370	0	0%
361100 INTEREST ON INVESTMENTS	431	50	250	200	400%
399999 BEGINNING FUND BALANCE	-	48,155	57,350	9,195	19%
16025 MSBU MIRROR (LM/AWC) Total	**10,822**	**58,575**	**67,970**	**9,395**	**16%**
16026 MSBU SPRING (LM/AWC)					
325210 SPECIAL ASSESSMENT-SERVICE	24,575	27,000	27,000	0	0%
361100 INTEREST ON INVESTMENTS	1,414	400	1,200	800	200%
399999 BEGINNING FUND BALANCE	-	170,018	140,125	(29,893)	-18%
16026 MSBU SPRING (LM/AWC) Total	**25,989**	**197,418**	**168,325**	**(29,093)**	**-15%**

REVENUES BY FUND / ACCOUNT

FUND NAME - OBJECT ACCOUNT	FY17 ACTUALS	FY18 ADOPTED BUDGET	FY19 PROPOSED BUDGET	VARIANCE	%
16027 MSBU SPRINGWOOD WTRWY (LM/AWC)					
325210 SPECIAL ASSESSMENT-SERVICE	6,283	3,745	3,745	0	0%
361100 INTEREST ON INVESTMENTS	403	100	350	250	250%
369900 MISCELLANEOUS-OTHER	-	0	0	0	
399999 BEGINNING FUND BALANCE	-	48,380	48,380	0	0%
16027 MSBU SPRINGWOOD WTRWY (LM/AWC) Total	**6,687**	**52,225**	**52,475**	**250**	**0%**
16028 MSBU BURKETT (LM/AWC)					
325210 SPECIAL ASSESSMENT-SERVICE	9,239	6,140	6,140	0	0%
361100 INTEREST ON INVESTMENTS	401	100	300	200	200%
399999 BEGINNING FUND BALANCE	-	46,600	51,520	4,920	11%
16028 MSBU BURKETT (LM/AWC) Total	**9,640**	**52,840**	**57,960**	**5,120**	**10%**
16030 MSBU SWEETWATER COVE (LM/AWC)					
325210 SPECIAL ASSESSMENT-SERVICE	34,404	33,443	33,445	2	0%
361100 INTEREST ON INVESTMENTS	250	75	300	225	300%
399999 BEGINNING FUND BALANCE	-	21,210	29,745	8,535	40%
16030 MSBU SWEETWATER COVE (LM/AWC) Total	**34,654**	**54,728**	**63,490**	**8,762**	**16%**
16031 MSBU LAKE ASHER AWC					
325210 SPECIAL ASSESSMENT-SERVICE	-	5,380	5,380	0	0%
361100 INTEREST ON INVESTMENTS	-	5	5	0	0%
381100 INTERFUND TRANSFER	-	0	500	500	
399999 BEGINNING FUND BALANCE	-	0	1,260	1,260	
16031 MSBU LAKE ASHER AWC Total	**-**	**5,385**	**7,145**	**1,760**	**33%**
16032 MSBU ENGLISH ESTATES (LM/AWC)					
325210 SPECIAL ASSESSMENT-SERVICE	-	3,465	3,460	(5)	0%
361100 INTEREST ON INVESTMENTS	-	5	5	0	0%
399999 BEGINNING FUND BALANCE	-	0	1,495	1,495	
16032 MSBU ENGLISH ESTATES (LM/AWC) Total	**-**	**3,470**	**4,960**	**1,490**	**43%**
16033 MSBU GRACE LAKE (LM/AWC)					
325210 SPECIAL ASSESSMENT-SERVICE	-	13,670	13,670	0	0%
361100 INTEREST ON INVESTMENTS	-	5	5	0	0%
381100 INTERFUND TRANSFER	-	10,000	0	(10,000)	-100%
399999 BEGINNING FUND BALANCE	-	0	3,050	3,050	
16033 MSBU GRACE LAKE (LM/AWC) Total	**-**	**23,675**	**16,725**	**(6,950)**	**-29%**
16035 MSBU BUTTONWOOD POND (LM/AWC)					
325210 SPECIAL ASSESSMENT-SERVICE	3,568	3,565	3,430	(135)	-4%
361100 INTEREST ON INVESTMENTS	42	10	40	30	300%
381100 INTERFUND TRANSFER	-	0	0	0	
399999 BEGINNING FUND BALANCE	-	2,860	5,230	2,370	83%
16035 MSBU BUTTONWOOD POND (LM/AWC) Total	**3,610**	**6,435**	**8,700**	**2,265**	**35%**
16036 MSBU HOWELL LAKE (LM/AWC)					
325210 SPECIAL ASSESSMENT-SERVICE	122,288	121,585	121,585	0	0%
337900 LOCAL GRANTS & AIDS -LONG RG P	-	0	0	0	

REVENUES BY FUND / ACCOUNT

FUND NAME - OBJECT ACCOUNT	FY17 ACTUALS	FY18 ADOPTED BUDGET	FY19 PROPOSED BUDGET	VARIANCE	%
361100 INTEREST ON INVESTMENTS	1,447	300	1,500	1,200	400%
366100 CONTRIBUTIONS & DONATIONS	-	0	0	0	
381100 INTERFUND TRANSFER	-	0	0	0	
399999 BEGINNING FUND BALANCE	-	84,670	112,835	28,165	33%
16036 MSBU HOWELL LAKE (LM/AWC) Total	**123,735**	**206,555**	**235,920**	**29,365**	**14%**
21200 GENERAL REVENUE DEBT					
361100 INTEREST ON INVESTMENTS	194	0	0	0	
381100 INTERFUND TRANSFER	1,539,252	1,548,432	1,542,509	(5,923)	0%
399999 BEGINNING FUND BALANCE	-	0	0	0	
21200 GENERAL REVENUE DEBT Total	**1,539,446**	**1,548,432**	**1,542,509**	**(5,923)**	**0%**
21235 GENERAL REVENUE DEBT - 2014					
361100 INTEREST ON INVESTMENTS	456	0	0	0	
381100 INTERFUND TRANSFER	1,640,144	1,639,200	1,641,450	2,250	0%
399999 BEGINNING FUND BALANCE	-	0	0	0	
21235 GENERAL REVENUE DEBT - 2014 Total	**1,640,600**	**1,639,200**	**1,641,450**	**2,250**	**0%**
21300 COUNTY SHARED REVENUE DEBT					
361100 INTEREST ON INVESTMENTS	212	0	0	0	
381100 INTERFUND TRANSFER	1,741,394	1,741,494	1,745,724	4,230	0%
399999 BEGINNING FUND BALANCE	-	0	0	0	
21300 COUNTY SHARED REVENUE DEBT Total	**1,741,606**	**1,741,494**	**1,745,724**	**4,230**	**0%**
22500 SALES TAX BONDS					
361100 INTEREST ON INVESTMENTS	1,102	0	0	0	
381100 INTERFUND TRANSFER	4,986,373	4,982,275	4,987,575	5,300	0%
385100 PROCEEDS OF REFUNDING BONDS	-	0	0	0	
399999 BEGINNING FUND BALANCE	-	0	0	0	
22500 SALES TAX BONDS Total	**4,987,475**	**4,982,275**	**4,987,575**	**5,300**	**0%**
30600 INFRASTRUCTURE IMP OP FUND					
361100 INTEREST ON INVESTMENTS	5,760	0	0	0	
364100 FIXED ASSET SALE PROCEEDS	-	0	0	0	
381100 INTERFUND TRANSFER	150,000	0	0	0	
399999 BEGINNING FUND BALANCE	-	0	577,136	577,136	
30600 INFRASTRUCTURE IMP OP FUND Total	**155,760**	**0**	**577,136**	**577,136**	
30700 SPORTS COMPLEX/SOLDIERS CREEK					
361100 INTEREST ON INVESTMENTS	6,151	0	0	0	
369900 MISCELLANEOUS-OTHER	583	0	0	0	
381100 INTERFUND TRANSFER	-	0	0	0	
399999 BEGINNING FUND BALANCE	-	0	0	0	
30700 SPORTS COMPLEX/SOLDIERS CREEK Total	**6,734**	**0**	**0**	**0**	
32000 JAIL PROJECT/2005					
361100 INTEREST ON INVESTMENTS	33	0	0	0	
399999 BEGINNING FUND BALANCE	-	0	0	0	
32000 JAIL PROJECT/2005 Total	**33**	**0**	**0**	**0**	

REVENUES BY FUND / ACCOUNT

FUND NAME - OBJECT ACCOUNT	FY17 ACTUALS	FY18 ADOPTED BUDGET	FY19 PROPOSED BUDGET	VARIANCE	%
32100 NATURAL LANDS/TRAILS					
361100 INTEREST ON INVESTMENTS	30,196	0	0	0	
364100 FIXED ASSET SALE PROCEEDS	453,500	0	0	0	
369400 REIMBURSEMENTS	-	0	0	0	
369900 MISCELLANEOUS-OTHER	-	0	0	0	
399999 BEGINNING FUND BALANCE	-	1,288,779	829,836	(458,943)	-36%
32100 NATURAL LANDS/TRAILS Total	**483,696**	**1,288,779**	**829,836**	**(458,943)**	**-36%**
32200 COURTHOUSE PROJECTS FUND					
361100 INTEREST ON INVESTMENTS	3,387	0	0	0	
399999 BEGINNING FUND BALANCE	-	0	248,420	248,420	
32200 COURTHOUSE PROJECTS FUND Total	**3,387**	**0**	**248,420**	**248,420**	
40100 WATER AND SEWER FUND					
331501 TREASURY SUBSIDY	1,483,663	1,279,452	1,293,112	13,660	1%
331510 DISASTER RELIEF (FEMA)	111,832	0	128,960	128,960	
337900 LOCAL GRANTS & AIDS -LONG RG P	237	0	(25,000)	(25,000)	
342515 INSPECTION FEE - ENVIRONMENT	137,550	74,500	85,000	10,500	14%
343310 WATER UTILITY-RESIDENTIAL	22,168,443	22,062,222	23,367,247	1,305,025	6%
343315 PRIVATE COMMERCIAL FIRE LINES	31,098	32,218	32,540	322	1%
343320 WATER UTILITY - BULK	143,928	110,012	150,470	40,458	37%
343330 METER SET CHARGES	224,809	187,042	188,912	1,870	1%
343340 METER RECONNECT CHARGES	463,407	504,019	509,059	5,040	1%
343350 CAPACITY MAINTENANCE-WTR	51,742	44,512	44,957	445	1%
343360 RECYCLED WATER	2,463,531	2,199,644	2,526,822	327,178	15%
343510 SEWER UTILITY-RESIDENTIAL	28,978,485	29,377,142	30,970,185	1,593,043	5%
343520 SEWER UTILITY - BULK	3,883,259	3,571,828	3,678,983	107,155	3%
343550 CAPACITY MAINTENANCE-SWR	54,106	45,822	46,280	458	1%
361100 INTEREST ON INVESTMENTS	599,725	960,049	1,400,000	439,951	46%
364100 FIXED ASSET SALE PROCEEDS	68,278	53,167	237,160	183,993	346%
366100 CONTRIBUTIONS & DONATIONS	2,681,397	0	0	0	
366400 ENTERPRISE CONTRIBUTIONS	-	0	0	0	
369310 INSURANCE PROCEEDS	5,997	11,381	7,725	(3,656)	-32%
369900 MISCELLANEOUS-OTHER	64,424	94,034	95,831	1,797	2%
369925 CREDIT CARD FEES	246,735	200,000	125,000	(75,000)	-38%
381100 INTERFUND TRANSFER	1,598,227	1,400,000	1,400,000	0	0%
399999 BEGINNING FUND BALANCE	-	26,061,110	23,960,317	(2,100,793)	-8%
40100 WATER AND SEWER FUND Total	**65,460,872**	**88,268,154**	**90,223,560**	**1,955,406**	**2%**
40102 CONNECTION FEES-WATER					
361100 INTEREST ON INVESTMENTS	3,642	568	30,000	29,432	5182%
366400 ENTERPRISE CONTRIBUTIONS	1,229,753	616,459	645,721	29,262	5%
369900 MISCELLANEOUS-OTHER	-	0	0	0	
399999 BEGINNING FUND BALANCE	-	126,172	634,526	508,354	403%
40102 CONNECTION FEES-WATER Total	**1,233,395**	**743,199**	**1,310,247**	**567,048**	**76%**
40103 CONNECTION FEES-SEWER					
361100 INTEREST ON INVESTMENTS	17,750	7,634	100,000	92,366	1210%

REVENUES BY FUND / ACCOUNT

FUND NAME - OBJECT ACCOUNT	FY17 ACTUALS	FY18 ADOPTED BUDGET	FY19 PROPOSED BUDGET	VARIANCE	%
366400 ENTERPRISE CONTRIBUTIONS	3,294,654	989,555	1,038,918	49,363	5%
369900 MISCELLANEOUS-OTHER	-	0	0	0	
399999 BEGINNING FUND BALANCE	-	1,697,604	3,746,577	2,048,973	121%
40103 CONNECTION FEES-SEWER Total	**3,312,404**	**2,694,793**	**4,885,495**	**2,190,702**	**81%**
40105 WATER & SEWER BONDS, SERIES 20					
361100 INTEREST ON INVESTMENTS	8,361	301	2,719	2,418	803%
399999 BEGINNING FUND BALANCE	-	4,939	12,433	7,494	152%
40105 WATER & SEWER BONDS, SERIES 20 Total	**8,361**	**5,240**	**15,152**	**9,912**	**189%**
40106 2010 BOND SERIES					
361100 INTEREST ON INVESTMENTS	5,309	87	1,247	1,160	1333%
369900 MISCELLANEOUS-OTHER	-	0	0	0	
399999 BEGINNING FUND BALANCE	-	2,642	14,965	12,323	466%
40106 2010 BOND SERIES Total	**5,309**	**2,729**	**16,212**	**13,483**	**494%**
40107 WATER & SEWER DEBT SERVICE RES					
361100 INTEREST ON INVESTMENTS	-	0	0	0	
399999 BEGINNING FUND BALANCE	-	18,121,674	18,121,674	0	0%
40107 WATER & SEWER DEBT SERVICE RES Total	**-**	**18,121,674**	**18,121,674**	**0**	**0%**
40108 WATER & SEWER CAPITAL IMPROVEM					
361100 INTEREST ON INVESTMENTS	268,348	531,361	500,000	(31,361)	-6%
369400 REIMBURSEMENTS	-	100,000	0	(100,000)	-100%
381100 INTERFUND TRANSFER	14,804,546	15,308,971	19,658,241	4,349,270	28%
399999 BEGINNING FUND BALANCE	-	1,831,855	3,801,946	1,970,091	108%
40108 WATER & SEWER CAPITAL IMPROVEM Total	**15,072,894**	**17,772,187**	**23,960,187**	**6,188,000**	**35%**
40115 WATER & SEWER BOND SER 2015A&B					
385100 PROCEEDS OF REFUNDING BONDS	-	0	0	0	
40115 WATER & SEWER BOND SER 2015A&B Total	**-**	**0**	**0**	**0**	
40201 SOLID WASTE FUND					
331510 DISASTER RELIEF (FEMA)	225,475	0	7,500,000	7,500,000	
334340 GARBAGE/SOLID WASTE	200,000	0	0	0	
341357 ADMIN FEE - SOLID WASTE	270,000	270,000	282,000	12,000	4%
343412 TRANSFER STATION CHARGES	10,761,031	10,672,572	10,919,789	247,217	2%
343414 OSCEOLA LANDFILL CHARGES	2,272,548	1,949,803	2,318,227	368,424	19%
343415 WINTER PARK LANDFILL CHARGES	727,347	799,505	799,505	0	0%
343417 RECYCLING FEES	206,117	100,000	100,000	0	0%
343419 OTHER LANDFILL CHARGES	4,580	6,000	6,000	0	0%
361100 INTEREST ON INVESTMENTS	216,500	109,603	500,000	390,397	356%
361400 INTEREST-TOURIST DEVLPMT	33,141	50,000	35,000	(15,000)	-30%
362100 RENTS AND ROYALTIES	120	100,121	121	(100,000)	-100%
364100 FIXED ASSET SALE PROCEEDS	141,254	192,699	167,272	(25,427)	-13%
365101 METHANE GAS SALES	234,301	192,334	253,895	61,561	32%
369310 INSURANCE PROCEEDS	-	0	0	0	
369900 MISCELLANEOUS-OTHER	36,321	15,532	18,060	2,528	16%
381100 INTERFUND TRANSFER	-	300,000	300,000	0	0%

REVENUES BY FUND / ACCOUNT

FUND NAME - OBJECT ACCOUNT	FY17 ACTUALS	FY18 ADOPTED BUDGET	FY19 PROPOSED BUDGET	VARIANCE	%
399999 BEGINNING FUND BALANCE	-	24,939,039	12,447,016	(12,492,023)	-50%
40201 SOLID WASTE FUND Total	**15,328,735**	**39,697,208**	**35,646,885**	**(4,050,323)**	**-10%**
40204 LANDFILL MANAGEMENT ESCROW					
361100 INTEREST ON INVESTMENTS	136,904	75,841	400,000	324,159	427%
381100 INTERFUND TRANSFER	-	590,396	536,962	(53,434)	-9%
399999 BEGINNING FUND BALANCE	-	19,446,503	20,527,054	1,080,551	6%
40204 LANDFILL MANAGEMENT ESCROW Total	**136,904**	**20,112,740**	**21,464,016**	**1,351,276**	**7%**
50100 PROPERTY/CASUALTY INSURANCE FU					
341210 INTERNAL SER FEES-FLEET EQUIP	2,101,141	2,372,973	2,428,213	55,240	2%
361100 INTEREST ON INVESTMENTS	29,865	15,000	95,000	80,000	533%
369900 MISCELLANEOUS-OTHER	10,489	0	0	0	
369930 REIMBURSEMENTS	5,676	0	0	0	
399999 BEGINNING FUND BALANCE	-	5,162,644	5,299,198	136,554	3%
50100 PROPERTY/CASUALTY INSURANCE FU Total	**2,147,171**	**7,550,617**	**7,822,411**	**271,794**	**4%**
50200 WORKERS COMPENSATION FUND					
341210 INTERNAL SER FEES-FLEET EQUIP	2,205,116	1,996,563	2,827,045	830,482	42%
361100 INTEREST ON INVESTMENTS	32,922	30,000	100,000	70,000	233%
369900 MISCELLANEOUS-OTHER	(26,457)	0	0	0	
369930 REIMBURSEMENTS	103,838	0	0	0	
399999 BEGINNING FUND BALANCE	-	5,201,535	4,788,276	(413,259)	-8%
50200 WORKERS COMPENSATION FUND Total	**2,315,419**	**7,228,098**	**7,715,321**	**487,223**	**7%**
50300 HEALTH INSURANCE FUND					
341220 BOCC INSURANCE EMPLOYER	14,408,352	15,006,842	18,094,413	3,087,571	21%
341230 BOCC INSURANCE EMPLOYEE	2,707,225	2,539,387	2,736,198	196,811	8%
341240 BOCC INSURANCE RETIREE	1,109,083	1,353,951	1,353,951	0	0%
341250 BOCC INSURANCE COBRA	15,559	33,228	33,228	0	0%
341260 TAX COLLECTOR INSURANCE	1,038,690	900,673	1,000,000	99,327	11%
341265 PROPERTY APPRAISER INSURANCE	835,691	768,193	800,000	31,807	4%
341270 SUPERVISOR OF ELECTIONS INSUR	185,496	207,194	180,000	(27,194)	-13%
341280 PORT AUTHORITY INSURANCE	50,358	51,192	51,192	0	0%
341285 CASSELBERRY INS EMPLOYEE PREMS	-	0	0	0	
341290 BOCC HEALTH PROGRAM	60,595	141,600	60,000	(81,600)	-58%
361100 INTEREST ON INVESTMENTS	74,366	10,000	215,000	205,000	2050%
366100 CONTRIBUTIONS & DONATIONS	-	0	80,000	80,000	
369900 MISCELLANEOUS-OTHER	-	125,000	50,000	(75,000)	-60%
369935 REIMBURSEMENTS - REBATES	471,290	200,000	300,000	100,000	50%
399999 BEGINNING FUND BALANCE	-	6,409,522	6,856,986	447,464	7%
50300 HEALTH INSURANCE FUND Total	**20,956,705**	**27,746,782**	**31,810,968**	**4,064,186**	**15%**
60301 BOCC AGENCY FUND					
361100 INTEREST ON INVESTMENTS	245	0	0	0	
366100 CONTRIBUTIONS & DONATIONS	4,150	0	0	0	
366270 MEMORIAL TREE DONATIONS	1,272	0	0	0	
399999 BEGINNING FUND BALANCE	-	0	18,000	18,000	
60301 BOCC AGENCY FUND Total	**5,667**	**0**	**18,000**	**18,000**	

REVENUES BY FUND / ACCOUNT

FUND NAME - OBJECT ACCOUNT	FY17 ACTUALS	FY18 ADOPTED BUDGET	FY19 PROPOSED BUDGET	VARIANCE	%
60302 PUBLIC SAFETY					
361100 INTEREST ON INVESTMENTS	0	0	0	0	
366100 CONTRIBUTIONS & DONATIONS	-	0	0	0	
399999 BEGINNING FUND BALANCE	-	0	0	0	
60302 PUBLIC SAFETY Total	**0**	**0**	**0**	**0**	
60303 LIBRARIES-DESIGNATED					
361100 INTEREST ON INVESTMENTS	308	0	0	0	
366100 CONTRIBUTIONS & DONATIONS	48,013	24,000	50,000	26,000	108%
399999 BEGINNING FUND BALANCE	-	25,000	0	(25,000)	-100%
60303 LIBRARIES-DESIGNATED Total	**48,321**	**49,000**	**50,000**	**1,000**	**2%**
60304 ANIMAL CONTROL					
361100 INTEREST ON INVESTMENTS	858	0	0	0	
366100 CONTRIBUTIONS & DONATIONS	24,445	20,000	20,000	0	0%
399999 BEGINNING FUND BALANCE	-	0	130,925	130,925	
60304 ANIMAL CONTROL Total	**25,304**	**20,000**	**150,925**	**130,925**	**655%**
60305 HISTORICAL COMMISSION					
361100 INTEREST ON INVESTMENTS	182	0	0	0	
366100 CONTRIBUTIONS & DONATIONS	-	0	0	0	
399999 BEGINNING FUND BALANCE	-	22,431	1,000	(21,431)	-96%
60305 HISTORICAL COMMISSION Total	**182**	**22,431**	**1,000**	**(21,431)**	**-96%**
60307 4-H COUNSEL COOP EXTENSION					
361100 INTEREST ON INVESTMENTS	78	0	0	0	
366100 CONTRIBUTIONS & DONATIONS	(35)	0	0	0	
60307 4-H COUNSEL COOP EXTENSION Total	**43**	**0**	**0**	**0**	
60308 ADULT DRUG COURT					
359903 ADULT DRUG COURT	66,478	0	0	0	
361100 INTEREST ON INVESTMENTS	1,104	0	0	0	
60308 ADULT DRUG COURT Total	**67,581**	**0**	**0**	**0**	
60310 EXTENSION SERVICE PROGRAMS					
361100 INTEREST ON INVESTMENTS	148	0	0	0	
366100 CONTRIBUTIONS & DONATIONS	-	0	0	0	
60310 EXTENSION SERVICE PROGRAMS Total	**148**	**0**	**0**	**0**	
60311 SEM CO EXPRESSWAY AUTHORITY					
361100 INTEREST ON INVESTMENTS	0	0	0	0	
399999 BEGINNING FUND BALANCE	-	0	0	0	
60311 SEM CO EXPRESSWAY AUTHORITY Total	**0**	**0**	**0**	**0**	
Grand Total	**512,286,706**	**755,321,456**	**786,130,378**	**30,808,922**	**4%**

BUDGET COMPARISON BY FUND

FUND NAME - ACCOUNT MAJOR	FY17 ACTUALS	FY18 ADOPTED BUDGET	FY19 PROPOSED BUDGET	VARIANCE	%
00100 GENERAL FUND					
CHANGE IN FUND					
SOURCES	**204,460,688**	**213,976,188**	**224,717,766**	**10,741,578**	**5%**
310 TAXES	147,754,837	156,817,926	168,342,866	11,524,940	7%
320 PERMITS FEES & SPECIAL ASM	199,850	160,000	157,000	(3,000)	-2%
330 INTERGOVERNMENTAL REVENUE	36,352,777	37,500,530	38,088,500	587,970	2%
340 CHARGES FOR SERVICES	12,994,367	13,117,915	13,368,556	250,641	2%
350 JUDGEMENTS FINES & FORFEIT	896,220	1,020,000	1,005,500	(14,500)	-1%
360 MISCELLANEOUS REVENUES	2,524,518	3,096,700	3,515,344	418,644	14%
380 OTHER SOURCES	3,738,119	2,263,117	240,000	(2,023,117)	-89%
USES	**204,442,435**	**213,927,509**	**224,652,487**	**10,724,978**	**5%**
510 PERSONNEL SERVICES	30,611,243	35,524,920	36,709,602	1,184,682	3%
530 OPERATING EXPENDITURES	28,997,509	30,571,233	32,410,842	1,839,609	6%
540 INTERNAL SERVICE CHARGES	13,749,397	16,305,452	15,489,624	(815,828)	-5%
550 COST ALLOCATION (CONTRA)	(28,294,779)	(33,321,799)	(34,076,142)	(754,344)	2%
560 CAPITAL OUTLAY	1,595,708	2,670,751	2,464,634	(206,117)	-8%
570 DEBT SERVICE	200	0	0	0	
580 GRANTS & AIDS	8,778,653	9,156,952	8,604,714	(552,238)	-6%
590 INTERFUND TRANSFERS OUT	14,939,006	16,089,918	18,167,271	2,077,353	13%
596 TRANSFERS TO CONSTITUTIONA	134,065,499	136,930,082	144,881,942	7,951,860	6%
CHANGE IN FUND Total	18,253	48,679	65,279	16,600	34%
FUND BALANCE	-	51,817,870	58,046,273	6,228,403	12%
RESERVES	-	51,866,549	58,111,552	6,245,003	12%
00101 POLICE EDUCATION FUND					
CHANGE IN FUND					
SOURCES	**184,329**	**150,000**	**150,000**	**0**	**0%**
340 CHARGES FOR SERVICES	149,209	150,000	150,000	0	0%
360 MISCELLANEOUS REVENUES	580	0	0	0	0%
380 OTHER SOURCES	34,540	0	0	0	0%
USES	**200,000**	**150,000**	**150,000**	**0**	**0%**
530 OPERATING EXPENDITURES	-	0	0	0	
596 TRANSFERS TO CONSTITUTIONA	200,000	150,000	150,000	0	0%
CHANGE IN FUND Total	(15,671)	0	0	0	0%
FUND BALANCE	-	0	0	0	0%
00103 NATURAL LAND ENDOWMENT FUND					
CHANGE IN FUND					
SOURCES	**82,790**	**54,700**	**49,700**	**(5,000)**	**-9%**
330 INTERGOVERNMENTAL REVENUE	15,000	0	0	0	0%
340 CHARGES FOR SERVICES	50,739	40,000	35,000	(5,000)	-13%
360 MISCELLANEOUS REVENUES	17,051	14,700	14,700	0	0%
USES	**104,939**	**183,980**	**276,980**	**93,000**	**51%**
510 PERSONNEL SERVICES	13,919	0	0	0	
530 OPERATING EXPENDITURES	91,020	183,980	183,980	0	0%
540 INTERNAL SERVICE CHARGES	-	0	0	0	

BUDGET COMPARISON BY FUND

FUND NAME - ACCOUNT MAJOR	FY17 ACTUALS	FY18 ADOPTED BUDGET	FY19 PROPOSED BUDGET	VARIANCE	%
560 CAPITAL OUTLAY	-	0	93,000	93,000	
CHANGE IN FUND Total	(22,149)	(129,280)	(227,280)	(98,000)	76%
FUND BALANCE	-	729,029	650,422	(78,607)	-11%
RESERVES	-	599,749	423,142	(176,607)	-29%
00104 BOATING IMPROVEMENT FUND					
CHANGE IN FUND					
SOURCES	**90,758**	**85,000**	**85,000**	**0**	**0%**
330 INTERGOVERNMENTAL REVENUE	87,107	85,000	85,000	0	0%
360 MISCELLANEOUS REVENUES	3,651	0	0	0	0%
USES	**162,272**	**62,000**	**187,500**	**125,500**	**202%**
530 OPERATING EXPENDITURES	-	0	0	0	
540 INTERNAL SERVICE CHARGES	-	0	0	0	
560 CAPITAL OUTLAY	162,272	62,000	187,500	125,500	202%
580 GRANTS & AIDS	-	0	0	0	
CHANGE IN FUND Total	(71,514)	23,000	(102,500)	(125,500)	-546%
FUND BALANCE	-	217,969	205,174	(12,795)	-6%
RESERVES	-	240,969	102,674	(138,295)	-57%
00108 FACILITIES MAINTENANCE FUND					
CHANGE IN FUND					
SOURCES	**856,401**	**600,000**	**164,800**	**(435,200)**	**-73%**
360 MISCELLANEOUS REVENUES	6,401	0	0	0	0%
380 OTHER SOURCES	850,000	600,000	164,800	(435,200)	-73%
USES	**1,240,933**	**552,201**	**231,900**	**(320,301)**	**-58%**
530 OPERATING EXPENDITURES	215,118	552,201	158,100	(394,101)	-71%
550 COST ALLOCATION (CONTRA)	-	0	0	0	
560 CAPITAL OUTLAY	1,025,815	0	73,800	73,800	
CHANGE IN FUND Total	(384,532)	47,799	(67,100)	(114,899)	-240%
FUND BALANCE	-	24,996	183,988	158,992	636%
RESERVES	-	72,795	116,888	44,093	61%
00109 FLEET REPLACEMENT FUND					
CHANGE IN FUND					
SOURCES	**304,054**	**0**	**1,918,476**	**1,918,476**	**0%**
360 MISCELLANEOUS REVENUES	4,523	0	0	0	0%
380 OTHER SOURCES	299,531	0	1,918,476	1,918,476	0%
USES	**644,119**	**211,333**	**1,918,476**	**1,707,143**	**808%**
530 OPERATING EXPENDITURES	2,770	0	0	0	
560 CAPITAL OUTLAY	641,349	211,333	1,918,476	1,707,143	808%
CHANGE IN FUND Total	(340,065)	(211,333)	0	211,333	-100%
FUND BALANCE	-	453,581	254,775	(198,806)	-44%
RESERVES	-	242,248	254,775	12,527	5%
00110 ADULT DRUG COURT GRANT FUND					
CHANGE IN FUND					

BUDGET COMPARISON BY FUND

FUND NAME - ACCOUNT MAJOR	FY17 ACTUALS	FY18 ADOPTED BUDGET	FY19 PROPOSED BUDGET	VARIANCE	%
SOURCES	**328,347**	**324,996**	**90,612**	**(234,384)**	**-72%**
330 INTERGOVERNMENTAL REVENUE	328,347	324,996	90,612	(234,384)	-72%
USES	**327,560**	**324,996**	**90,612**	**(234,384)**	**-72%**
510 PERSONNEL SERVICES	48,465	49,808	90,612	40,804	82%
530 OPERATING EXPENDITURES	272,681	269,013	0	(269,013)	-100%
540 INTERNAL SERVICE CHARGES	6,414	6,175	0	(6,175)	-100%
CHANGE IN FUND Total	787	(0)	(0)	0	-92%
00111 TECHNOLOGY REPLACEMENT FUND					
CHANGE IN FUND					
SOURCES	**516,629**	**263,272**	**250,000**	**(13,272)**	**-5%**
340 CHARGES FOR SERVICES	6,596	13,272	0	(13,272)	-100%
360 MISCELLANEOUS REVENUES	7,896	0	0	0	0%
380 OTHER SOURCES	502,137	250,000	250,000	0	0%
USES	**548,203**	**12,089**	**262**	**(11,827)**	**-98%**
530 OPERATING EXPENDITURES	429,672	484,581	474,514	(10,067)	-2%
540 INTERNAL SERVICE CHARGES	-	0	0	0	
550 COST ALLOCATION (CONTRA)	-	(593,492)	(574,291)	19,201	-3%
560 CAPITAL OUTLAY	118,530	121,000	100,039	(20,961)	-17%
CHANGE IN FUND Total	(31,574)	251,183	249,738	(1,445)	-1%
FUND BALANCE	-	17,854	507,396	489,542	2742%
RESERVES	-	269,037	757,134	488,097	181%
00112 BCC PROJECTS					
CHANGE IN FUND					
SOURCES	**521**	**453,500**	**663,739**	**210,239**	**46%**
330 INTERGOVERNMENTAL REVENUE	-	0	0	0	0%
360 MISCELLANEOUS REVENUES	521	0	0	0	0%
380 OTHER SOURCES	-	453,500	663,739	210,239	46%
USES	**-**	**453,500**	**663,739**	**210,239**	**46%**
530 OPERATING EXPENDITURES	-	155,000	0	(155,000)	-100%
560 CAPITAL OUTLAY	-	298,500	663,739	365,239	122%
590 INTERFUND TRANSFERS OUT	-	0	0	0	
CHANGE IN FUND Total	521	0	0	0	0%
FUND BALANCE	-	0	0	0	0%
10101 TRANSPORTATION TRUST FUND					
CHANGE IN FUND					
SOURCES	**17,407,892**	**17,657,235**	**17,624,899**	**(32,336)**	**0%**
310 TAXES	9,619,692	9,900,997	10,170,333	269,336	3%
330 INTERGOVERNMENTAL REVENUE	6,268,629	6,204,000	5,867,000	(337,000)	-5%
340 CHARGES FOR SERVICES	1,442,047	1,502,238	1,537,566	35,328	2%
360 MISCELLANEOUS REVENUES	75,315	50,000	50,000	0	0%
380 OTHER SOURCES	2,210	0	0	0	0%
USES	**16,216,111**	**18,526,915**	**19,506,328**	**979,413**	**5%**
510 PERSONNEL SERVICES	11,530,869	12,758,481	13,470,113	711,633	6%

BUDGET COMPARISON BY FUND

FUND NAME - ACCOUNT MAJOR	FY17 ACTUALS	FY18 ADOPTED BUDGET	FY19 PROPOSED BUDGET	VARIANCE	%
530 OPERATING EXPENDITURES	3,716,404	4,533,700	4,830,482	296,782	7%
540 INTERNAL SERVICE CHARGES	3,817,801	4,471,353	3,932,422	(538,931)	-12%
550 COST ALLOCATION (CONTRA)	(2,992,829)	(4,090,483)	(4,260,061)	(169,578)	4%
560 CAPITAL OUTLAY	60,865	818,401	1,504,340	685,939	84%
580 GRANTS & AIDS	7,318	7,865	0	(7,865)	-100%
590 INTERFUND TRANSFERS OUT	50,075	0	0	0	
596 TRANSFERS TO CONSTITUTIONA	25,608	27,598	29,032	1,434	5%
CHANGE IN FUND Total	1,191,781	(869,680)	(1,881,429)	(1,011,749)	116%
FUND BALANCE	-	4,190,903	5,575,511	1,384,608	33%
RESERVES	-	3,321,223	3,694,082	372,859	11%

10102 NINTH-CENT FUEL TAX FUND

CHANGE IN FUND					
SOURCES	**6,356,669**	**6,924,779**	**7,240,619**	**315,840**	**5%**
310 TAXES	2,273,402	2,260,000	2,305,000	45,000	2%
360 MISCELLANEOUS REVENUES	-	0	0	0	0%
380 OTHER SOURCES	4,083,267	4,664,779	4,935,619	270,840	6%
USES	**6,536,795**	**6,924,779**	**7,240,619**	**315,840**	**5%**
530 OPERATING EXPENDITURES	-	0	0	0	
580 GRANTS & AIDS	6,536,795	6,924,779	7,240,619	315,840	5%
CHANGE IN FUND Total	(180,126)	0	0	0	0%
FUND BALANCE	-	0	0	0	0%

10400 BUILDING PROGRAM

CHANGE IN FUND					
SOURCES	**4,118,982**	**3,844,000**	**4,665,000**	**821,000**	**21%**
320 PERMITS FEES & SPECIAL ASM	3,550,483	3,359,000	4,025,000	666,000	20%
340 CHARGES FOR SERVICES	358,285	281,000	356,000	75,000	27%
360 MISCELLANEOUS REVENUES	210,213	204,000	284,000	80,000	39%
380 OTHER SOURCES	-	0	0	0	0%
USES	**3,318,687**	**3,889,448**	**5,382,641**	**1,493,193**	**38%**
510 PERSONNEL SERVICES	2,769,838	3,180,874	4,275,984	1,095,110	34%
530 OPERATING EXPENDITURES	94,633	154,996	376,409	221,413	143%
540 INTERNAL SERVICE CHARGES	418,970	472,077	604,376	132,299	28%
560 CAPITAL OUTLAY	20,928	81,501	125,872	44,371	54%
590 INTERFUND TRANSFERS OUT	14,319	0	0	0	
CHANGE IN FUND Total	800,295	(45,448)	(717,641)	(672,193)	1479%
FUND BALANCE	-	3,007,550	3,143,992	136,442	5%
RESERVES	-	2,962,102	2,426,351	(535,751)	-18%

11000 TOURISM PARKS 1,2,3 CENT FUND

CHANGE IN FUND					
SOURCES	**3,183,563**	**3,276,000**	**3,276,000**	**0**	**0%**
310 TAXES	3,165,596	3,276,000	3,276,000	0	0%
360 MISCELLANEOUS REVENUES	17,967	0	0	0	0%
380 OTHER SOURCES	-	0	0	0	0%

BUDGET COMPARISON BY FUND

FUND NAME - ACCOUNT MAJOR	FY17 ACTUALS	FY18 ADOPTED BUDGET	FY19 PROPOSED BUDGET	VARIANCE	%
USES	**6,623,261**	**2,476,215**	**2,771,511**	**295,297**	**12%**
510 PERSONNEL SERVICES	40,808	41,628	43,176	1,549	4%
530 OPERATING EXPENDITURES	85,489	90,387	90,387	0	0%
540 INTERNAL SERVICE CHARGES	8,000	30,000	65,665	35,665	119%
560 CAPITAL OUTLAY	4,471,928	0	0	0	
570 DEBT SERVICE	33,141	50,000	305,833	255,833	512%
580 GRANTS & AIDS	343,750	325,000	325,000	0	0%
590 INTERFUND TRANSFERS OUT	1,640,144	1,939,200	1,941,450	2,250	0%
CHANGE IN FUND Total	(3,439,697)	799,785	504,489	(295,297)	-37%
FUND BALANCE	-	1,140,153	2,347,291	1,207,138	106%
RESERVES	-	1,939,938	2,851,779	911,841	47%

11001 TOURISM SPORTS 4 & 6 CENT FUND

CHANGE IN FUND					
SOURCES	**2,123,822**	**2,186,500**	**2,186,500**	**0**	**0%**
310 TAXES	2,110,298	2,184,000	2,184,000	0	0%
360 MISCELLANEOUS REVENUES	13,525	2,500	2,500	0	0%
USES	**2,714,970**	**2,213,473**	**2,335,131**	**121,658**	**5%**
510 PERSONNEL SERVICES	273,183	480,279	550,876	70,597	15%
530 OPERATING EXPENDITURES	1,286,327	1,663,230	1,682,599	19,369	1%
540 INTERNAL SERVICE CHARGES	66,862	69,964	101,656	31,692	45%
560 CAPITAL OUTLAY	1,087,915	0	0	0	
590 INTERFUND TRANSFERS OUT	683	0	0	0	
CHANGE IN FUND Total	(591,148)	(26,973)	(148,631)	(121,658)	451%
FUND BALANCE	-	921,002	1,534,582	613,580	67%
RESERVES	-	894,029	1,385,951	491,922	55%

11200 FIRE PROTECTION FUND

CHANGE IN FUND					
SOURCES	**50,963,333**	**62,950,902**	**66,331,065**	**3,380,163**	**5%**
310 TAXES	43,682,298	55,560,902	59,021,065	3,460,163	6%
320 PERMITS FEES & SPECIAL ASM	580,172	0	0	0	0%
330 INTERGOVERNMENTAL REVENUE	619,052	410,000	120,000	(290,000)	-71%
340 CHARGES FOR SERVICES	5,482,071	6,510,000	6,160,000	(350,000)	-5%
360 MISCELLANEOUS REVENUES	387,818	420,000	980,000	560,000	133%
380 OTHER SOURCES	211,924	50,000	50,000	0	0%
USES	**53,374,142**	**61,272,129**	**64,302,680**	**3,030,551**	**5%**
510 PERSONNEL SERVICES	42,089,706	45,612,726	47,659,165	2,046,439	4%
530 OPERATING EXPENDITURES	3,591,088	4,687,080	4,980,767	293,687	6%
540 INTERNAL SERVICE CHARGES	5,828,118	6,366,561	6,541,332	174,771	3%
560 CAPITAL OUTLAY	664,317	2,831,049	4,050,766	1,219,717	43%
580 GRANTS & AIDS	338,183	918,048	48,360	(869,688)	-95%
590 INTERFUND TRANSFERS OUT	104,422	0	0	0	
596 TRANSFERS TO CONSTITUTIONA	758,309	856,665	1,022,291	165,625	19%
CHANGE IN FUND Total	(2,410,809)	1,678,773	2,028,385	349,612	21%
FUND BALANCE	-	14,233,937	19,207,945	4,974,008	35%

BUDGET COMPARISON BY FUND

FUND NAME - ACCOUNT MAJOR	FY17 ACTUALS	FY18 ADOPTED BUDGET	FY19 PROPOSED BUDGET	VARIANCE	%
RESERVES	-	15,912,710	21,236,330	5,323,620	33%
11201 FIRE PROT FUND-REPLACE & RENEW					
CHANGE IN FUND					
SOURCES	**-**	**0**	**0**	**0**	**0%**
360 MISCELLANEOUS REVENUES	-	0	0	0	0%
380 OTHER SOURCES	-	0	0	0	0%
USES	**146,420**	**0**	**0**	**0**	
530 OPERATING EXPENDITURES	-	0	0	0	
560 CAPITAL OUTLAY	-	0	0	0	
590 INTERFUND TRANSFERS OUT	146,420	0	0	0	
CHANGE IN FUND Total	(146,420)	0	0	0	0%
FUND BALANCE	-	0	0	0	0%
11207 FIRE PROTECT FUND-CASSELBERRY					
CHANGE IN FUND					
SOURCES	**3,839,714**	**4,377,222**	**4,727,347**	**350,125**	**8%**
310 TAXES	2,720,251	3,219,322	4,074,255	854,933	27%
320 PERMITS FEES & SPECIAL ASM	65,501	0	0	0	0%
330 INTERGOVERNMENTAL REVENUE	9,540	19,800	19,800	0	0%
340 CHARGES FOR SERVICES	1,041,680	1,130,600	612,292	(518,308)	-46%
360 MISCELLANEOUS REVENUES	2,742	7,500	21,000	13,500	180%
USES	**4,106,150**	**4,587,222**	**4,727,347**	**140,125**	**3%**
510 PERSONNEL SERVICES	3,478,109	3,619,478	3,839,362	219,884	6%
530 OPERATING EXPENDITURES	217,749	327,294	277,098	(50,196)	-15%
540 INTERNAL SERVICE CHARGES	410,292	620,450	551,098	(69,352)	-11%
560 CAPITAL OUTLAY	-	20,000	59,789	39,789	199%
CHANGE IN FUND Total	(266,435)	(210,000)	0	210,000	-100%
FUND BALANCE	-	210,000	0	(210,000)	-100%
RESERVES	-	0	0	0	
11400 COURT SUPP TECH FEE (ARTV)					
CHANGE IN FUND					
SOURCES	**730,381**	**720,000**	**919,086**	**199,086**	**28%**
340 CHARGES FOR SERVICES	724,660	720,000	715,000	(5,000)	-1%
360 MISCELLANEOUS REVENUES	5,721	0	0	0	0%
380 OTHER SOURCES	-	0	204,086	204,086	0%
USES	**955,349**	**1,082,776**	**1,111,177**	**28,401**	**3%**
510 PERSONNEL SERVICES	324,347	342,584	359,165	16,581	5%
530 OPERATING EXPENDITURES	567,222	660,412	609,590	(50,822)	-8%
540 INTERNAL SERVICE CHARGES	-	0	0	0	
560 CAPITAL OUTLAY	-	16,000	78,642	62,642	392%
580 GRANTS & AIDS	63,780	63,780	63,780	0	0%
CHANGE IN FUND Total	(224,968)	(362,776)	(192,091)	170,685	-47%
FUND BALANCE	-	475,624	304,939	(170,685)	-36%
RESERVES	-	112,848	112,848	0	0%

BUDGET COMPARISON BY FUND

FUND NAME - ACCOUNT MAJOR	FY17 ACTUALS	FY18 ADOPTED BUDGET	FY19 PROPOSED BUDGET	VARIANCE	%
11500 INFRASTRUCTURE TAX FUND					
CHANGE IN FUND					
SOURCES	**256,187**	**0**	**600,000**	**600,000**	**0%**
360 MISCELLANEOUS REVENUES	256,187	0	600,000	600,000	0%
USES	**6,647,494**	**5,000,000**	**220,000**	**(4,780,000)**	**-96%**
530 OPERATING EXPENDITURES	-	0	220,000	220,000	
540 INTERNAL SERVICE CHARGES	-	0	0	0	
560 CAPITAL OUTLAY	4,346,464	5,000,000	0	(5,000,000)	-100%
580 GRANTS & AIDS	2,301,031	0	0	0	
590 INTERFUND TRANSFERS OUT	-	0	0	0	
CHANGE IN FUND Total	(6,391,308)	(5,000,000)	380,000	5,380,000	-108%
FUND BALANCE	-	16,345,836	12,159,078	(4,186,758)	-26%
RESERVES	-	11,345,836	12,539,078	1,193,242	11%
11541 INFRASTRUCTURE-COUNTY COMMIS					
CHANGE IN FUND					
SOURCES	**451,220**	**0**	**700,000**	**700,000**	**0%**
330 INTERGOVERNMENTAL REVENUE	-	0	0	0	0%
360 MISCELLANEOUS REVENUES	451,220	0	700,000	700,000	0%
380 OTHER SOURCES	-	0	0	0	0%
USES	**14,761,022**	**1,213,100**	**539,640**	**(673,460)**	**-56%**
530 OPERATING EXPENDITURES	175,642	63,100	64,640	1,540	2%
540 INTERNAL SERVICE CHARGES	-	0	0	0	
560 CAPITAL OUTLAY	11,860,124	1,150,000	475,000	(675,000)	-59%
580 GRANTS & AIDS	2,721,864	0	0	0	
590 INTERFUND TRANSFERS OUT	3,392	0	0	0	
CHANGE IN FUND Total	(14,309,802)	(1,213,100)	160,360	1,373,460	-113%
FUND BALANCE	-	4,086,324	3,491,472	(594,852)	-15%
RESERVES	-	2,873,224	3,651,832	778,608	27%
11560 2014 INFRASTRUCTURE SALES TAX					
CHANGE IN FUND					
SOURCES	**40,444,454**	**41,675,692**	**43,611,000**	**1,935,308**	**5%**
310 TAXES	39,998,553	41,175,692	42,411,000	1,235,308	3%
360 MISCELLANEOUS REVENUES	445,901	500,000	1,200,000	700,000	140%
USES	**25,593,109**	**46,676,296**	**38,748,461**	**(7,927,835)**	**-17%**
530 OPERATING EXPENDITURES	665,475	897,000	50,000	(847,000)	-94%
540 INTERNAL SERVICE CHARGES	-	4,090,483	4,260,061	169,578	4%
560 CAPITAL OUTLAY	19,088,808	40,938,813	26,738,400	(14,200,413)	-35%
580 GRANTS & AIDS	5,838,827	750,000	7,700,000	6,950,000	927%
CHANGE IN FUND Total	14,851,345	(5,000,604)	4,862,539	9,863,143	-197%
FUND BALANCE	-	10,802,174	8,072,293	(2,729,881)	-25%
RESERVES	-	5,801,570	12,934,832	7,133,262	123%
11641 PUBLIC WORKS-INTERLOCAL AGREEM					

BUDGET COMPARISON BY FUND

FUND NAME - ACCOUNT MAJOR	FY17 ACTUALS	FY18 ADOPTED BUDGET	FY19 PROPOSED BUDGET	VARIANCE	%
CHANGE IN FUND					
SOURCES	**261,041**	**0**	**0**	**0**	**0%**
330 INTERGOVERNMENTAL REVENUE	260,896	0	0	0	0%
360 MISCELLANEOUS REVENUES	145	0	0	0	0%
USES	**260,896**	**0**	**0**	**0**	
530 OPERATING EXPENDITURES	28,335	0	0	0	
560 CAPITAL OUTLAY	232,561	0	0	0	
590 INTERFUND TRANSFERS OUT	-	0	0	0	
CHANGE IN FUND Total	145	0	0	0	0%
FUND BALANCE	-	0	0	0	0%

11800 EMS TRUST FUND

CHANGE IN FUND					
SOURCES	**4,290**	**0**	**0**	**0**	**0%**
330 INTERGOVERNMENTAL REVENUE	4,290	0	0	0	0%
360 MISCELLANEOUS REVENUES	-	0	0	0	0%
USES	**4,290**	**0**	**0**	**0**	
530 OPERATING EXPENDITURES	4,290	0	0	0	
560 CAPITAL OUTLAY	-	0	0	0	
CHANGE IN FUND Total	-	0	0	0	0%
FUND BALANCE	-	0	0	0	0%

11901 COMMUNITY DEVELOPMEN BLK GRANT

CHANGE IN FUND					
SOURCES	**1,767,289**	**1,665,154**	**1,906,512**	**241,358**	**14%**
330 INTERGOVERNMENTAL REVENUE	1,707,904	1,665,154	1,906,512	241,358	14%
380 OTHER SOURCES	59,385	0	0	0	0%
USES	**1,734,849**	**1,665,154**	**1,906,512**	**241,358**	**14%**
510 PERSONNEL SERVICES	-	0	0	0	
530 OPERATING EXPENDITURES	96,147	94,715	101,302	6,587	7%
540 INTERNAL SERVICE CHARGES	230,303	239,577	280,000	40,423	17%
560 CAPITAL OUTLAY	-	0	0	0	
580 GRANTS & AIDS	1,408,400	1,330,862	1,525,210	194,348	15%
CHANGE IN FUND Total	32,439	0	0	0	0%
FUND BALANCE	-	0	0	0	0%

11902 HOME PROGRAM GRANT

CHANGE IN FUND					
SOURCES	**395,362**	**496,754**	**734,777**	**238,023**	**48%**
330 INTERGOVERNMENTAL REVENUE	395,362	496,754	734,777	238,023	48%
360 MISCELLANEOUS REVENUES	-	0	0	0	0%
USES	**433,712**	**496,754**	**734,777**	**238,023**	**48%**
530 OPERATING EXPENDITURES	14,445	29,675	21,477	(8,198)	-28%
540 INTERNAL SERVICE CHARGES	19,999	20,000	52,000	32,000	160%
580 GRANTS & AIDS	360,918	447,079	661,300	214,221	48%
590 INTERFUND TRANSFERS OUT	38,350	0	0	0	

BUDGET COMPARISON BY FUND

FUND NAME - ACCOUNT MAJOR	FY17 ACTUALS	FY18 ADOPTED BUDGET	FY19 PROPOSED BUDGET	VARIANCE	%
CHANGE IN FUND Total	(38,350)	0	0	0	0%
FUND BALANCE	-	0	0	0	0%
11904 EMERGENCY SHELTER GRANTS					
CHANGE IN FUND					
SOURCES	**145,276**	**148,985**	**149,759**	**774**	**1%**
330 INTERGOVERNMENTAL REVENUE	145,276	148,985	149,759	774	1%
360 MISCELLANEOUS REVENUES	-	0	0	0	0%
USES	**145,276**	**148,985**	**149,759**	**774**	**1%**
530 OPERATING EXPENDITURES	8,601	0	3,231	3,231	
540 INTERNAL SERVICE CHARGES	10,144	0	8,000	8,000	
580 GRANTS & AIDS	126,531	148,985	138,528	(10,457)	-7%
CHANGE IN FUND Total	-	0	0	0	0%
11905 COMMUNITY SVC BLOCK GRANT					
CHANGE IN FUND					
SOURCES	**287,012**	**43,561**	**0**	**(43,561)**	**-100%**
330 INTERGOVERNMENTAL REVENUE	287,012	43,561	0	(43,561)	-100%
USES	**287,012**	**43,561**	**0**	**(43,560)**	**-100%**
510 PERSONNEL SERVICES	43,244	43,410	0	(43,410)	-100%
530 OPERATING EXPENDITURES	82,853	0	0	0	
540 INTERNAL SERVICE CHARGES	(0)	151	0	(151)	-100%
580 GRANTS & AIDS	160,916	0	0	0	
CHANGE IN FUND Total	(0)	0	(0)	(0)	######
11908 DISASTER PREPAREDNESS					
CHANGE IN FUND					
SOURCES	**237,574**	**41,056**	**0**	**(41,056)**	**-100%**
330 INTERGOVERNMENTAL REVENUE	237,574	41,056	0	(41,056)	-100%
360 MISCELLANEOUS REVENUES	-	0	0	0	0%
USES	**237,574**	**41,056**	**(0)**	**(41,056)**	**-100%**
510 PERSONNEL SERVICES	56,022	41,056	(0)	(41,056)	-100%
530 OPERATING EXPENDITURES	151,648	0	0	0	
560 CAPITAL OUTLAY	29,904	0	0	0	
CHANGE IN FUND Total	(0)	0	0	(0)	-100%
11909 MOSQUITO CONTROL GRANT					
CHANGE IN FUND					
SOURCES	**1,235,671**	**502,468**	**0**	**(502,468)**	**-100%**
330 INTERGOVERNMENTAL REVENUE	1,235,671	502,468	0	(502,468)	-100%
360 MISCELLANEOUS REVENUES	-	0	0	0	0%
USES	**1,235,670**	**502,468**	**0**	**(502,468)**	**-100%**
510 PERSONNEL SERVICES	552,985	422,915	0	(422,915)	-100%
530 OPERATING EXPENDITURES	469,983	51,622	0	(51,622)	-100%
560 CAPITAL OUTLAY	212,702	27,931	0	(27,931)	-100%
CHANGE IN FUND Total	1	0	0	(0)	-100%

BUDGET COMPARISON BY FUND

FUND NAME - ACCOUNT MAJOR	FY17 ACTUALS	FY18 ADOPTED BUDGET	FY19 PROPOSED BUDGET	VARIANCE	%
11915 PUBLIC SAFETY GRANTS (FEDERAL)					
CHANGE IN FUND					
SOURCES	**69,544**	**0**	**0**	**0**	**0%**
330 INTERGOVERNMENTAL REVENUE	69,544	0	0	0	0%
USES	**69,539**	**0**	**0**	**0**	
530 OPERATING EXPENDITURES	36,937	0	0	0	
560 CAPITAL OUTLAY	32,602	0	0	0	
CHANGE IN FUND Total	5	0	0	0	0%
11916 PUBLIC WORKS GRANTS					
CHANGE IN FUND					
SOURCES	**3,489,361**	**0**	**0**	**0**	**0%**
330 INTERGOVERNMENTAL REVENUE	3,485,969	0	0	0	0%
360 MISCELLANEOUS REVENUES	-	0	0	0	0%
380 OTHER SOURCES	3,392	0	0	0	0%
USES	**3,485,969**	**0**	**0**	**0**	
530 OPERATING EXPENDITURES	13,455	0	0	0	
560 CAPITAL OUTLAY	3,472,515	0	0	0	
580 GRANTS & AIDS	-	0	0	0	
CHANGE IN FUND Total	3,392	0	0	0	0%
FUND BALANCE	-	0	0	0	0%
11917 LEISURE SERVICES GRANTS					
CHANGE IN FUND					
SOURCES	**6,005**	**0**	**0**	**0**	**0%**
330 INTERGOVERNMENTAL REVENUE	6,005	0	0	0	0%
360 MISCELLANEOUS REVENUES	-	0	0	0	0%
USES	**6,005**	**0**	**0**	**0**	
530 OPERATING EXPENDITURES	6,005	0	0	0	
560 CAPITAL OUTLAY	-	0	0	0	
CHANGE IN FUND Total	-	0	0	0	0%
11919 COMMUNITY SVC GRANTS					
CHANGE IN FUND					
SOURCES	**497,612**	**479,291**	**0**	**(479,291)**	**-100%**
330 INTERGOVERNMENTAL REVENUE	468,207	479,291	0	(479,291)	-100%
380 OTHER SOURCES	29,404	0	0	0	0%
USES	**468,207**	**479,291**	**0**	**(479,291)**	**-100%**
510 PERSONNEL SERVICES	54,606	62,907	0	(62,907)	-100%
530 OPERATING EXPENDITURES	24,526	13,700	0	(13,700)	-100%
540 INTERNAL SERVICE CHARGES	0	43	0	(43)	-100%
580 GRANTS & AIDS	389,075	402,641	0	(402,641)	-100%
CHANGE IN FUND Total	29,404	(0)	0	0	-100%
FUND BALANCE	-	0	0	0	0%

BUDGET COMPARISON BY FUND

FUND NAME - ACCOUNT MAJOR	FY17 ACTUALS	FY18 ADOPTED BUDGET	FY19 PROPOSED BUDGET	VARIANCE	%
11920 NEIGHBOR STABIL PROGRAM GRANT					
CHANGE IN FUND					
SOURCES	**57,351**	**42,295**	**0**	**(42,295)**	**-100%**
330 INTERGOVERNMENTAL REVENUE	(18,735)	42,295	0	(42,295)	-100%
360 MISCELLANEOUS REVENUES	76,086	0	0	0	0%
USES	**57,351**	**42,295**	**0**	**(42,295)**	**-100%**
510 PERSONNEL SERVICES	47,170	42,145	0	(42,144)	-100%
530 OPERATING EXPENDITURES	10,181	0	0	0	
540 INTERNAL SERVICE CHARGES	(0)	151	0	(151)	-100%
580 GRANTS & AIDS	-	0	0	0	
CHANGE IN FUND Total	0	(0)	(0)	(0)	######
11925 DCF REINVESTMENT GRANT FUND					
CHANGE IN FUND					
SOURCES	**231,061**	**1,200,000**	**0**	**(1,200,000)**	**-100%**
330 INTERGOVERNMENTAL REVENUE	231,061	1,200,000	0	(1,200,000)	-100%
360 MISCELLANEOUS REVENUES	-	0	0	0	0%
USES	**231,061**	**1,200,000**	**0**	**(1,200,000)**	**-100%**
510 PERSONNEL SERVICES	250	0	0	0	
530 OPERATING EXPENDITURES	211,097	995,567	0	(995,567)	-100%
540 INTERNAL SERVICE CHARGES	19,714	204,433	0	(204,433)	-100%
CHANGE IN FUND Total	-	0	0	0	0%
11926 CITY OF SANFORD CDBG					
CHANGE IN FUND					
SOURCES	**294,833**	**401,643**	**448,253**	**46,610**	**12%**
330 INTERGOVERNMENTAL REVENUE	294,833	401,643	448,253	46,610	12%
380 OTHER SOURCES	-	0	0	0	0%
USES	**294,364**	**401,643**	**448,253**	**46,610**	**12%**
510 PERSONNEL SERVICES	57,483	60,171	62,824	2,653	4%
530 OPERATING EXPENDITURES	13,172	9,329	16,826	7,497	80%
540 INTERNAL SERVICE CHARGES	12,001	12,000	10,000	(2,000)	-17%
580 GRANTS & AIDS	211,709	320,143	358,603	38,460	12%
CHANGE IN FUND Total	469	0	0	(0)	0%
11930 RESOURCE MANAGEMENT GRANTS					
CHANGE IN FUND					
SOURCES	**59,031**	**22,535**	**0**	**(22,535)**	**-100%**
330 INTERGOVERNMENTAL REVENUE	59,031	22,535	0	(22,535)	-100%
360 MISCELLANEOUS REVENUES	-	0	0	0	0%
USES	**59,031**	**22,535**	**0**	**(22,535)**	**-100%**
510 PERSONNEL SERVICES	21,753	22,535	0	(22,535)	-100%
530 OPERATING EXPENDITURES	37,277	0	0	0	
540 INTERNAL SERVICE CHARGES	-	0	0	0	
CHANGE IN FUND Total	(0)	0	(0)	(0)	######

BUDGET COMPARISON BY FUND

FUND NAME - ACCOUNT MAJOR	FY17 ACTUALS	FY18 ADOPTED BUDGET	FY19 PROPOSED BUDGET	VARIANCE	%
11933 FEDERAL MITIGATION GRANTS					
CHANGE IN FUND					
SOURCES	**-**	**0**	**112,500**	**112,500**	**0%**
330 INTERGOVERNMENTAL REVENUE	-	0	112,500	112,500	0%
USES	**-**	**0**	**112,500**	**112,500**	
560 CAPITAL OUTLAY	-	0	112,500	112,500	
CHANGE IN FUND Total	-	0	0	0	0%
12015 SHIP AFFORDABLE HOUSING 14/15					
CHANGE IN FUND					
SOURCES	**905,756**	**0**	**0**	**0**	**0%**
330 INTERGOVERNMENTAL REVENUE	905,756	0	0	0	0%
360 MISCELLANEOUS REVENUES	-	0	0	0	0%
USES	**905,756**	**0**	**0**	**0**	
510 PERSONNEL SERVICES	-	0	0	0	
530 OPERATING EXPENDITURES	1,638	0	0	0	
540 INTERNAL SERVICE CHARGES	34,142	0	0	0	
580 GRANTS & AIDS	869,976	0	0	0	
CHANGE IN FUND Total	-	0	0	0	0%
12016 SHIP AFFORDABLE HOUSING 15/16					
CHANGE IN FUND					
SOURCES	**410,417**	**0**	**0**	**0**	**0%**
330 INTERGOVERNMENTAL REVENUE	410,417	0	0	0	0%
360 MISCELLANEOUS REVENUES	-	0	0	0	0%
USES	**407,743**	**0**	**0**	**0**	
530 OPERATING EXPENDITURES	43,775	0	0	0	
540 INTERNAL SERVICE CHARGES	61,540	0	0	0	
580 GRANTS & AIDS	302,428	0	0	0	
CHANGE IN FUND Total	2,674	0	0	0	0%
12017 SHIP AFFORDABLE HOUSING 16/17					
CHANGE IN FUND					
SOURCES	**326,712**	**42,600**	**0**	**(42,600)**	**-100%**
330 INTERGOVERNMENTAL REVENUE	326,712	42,600	0	(42,600)	-100%
360 MISCELLANEOUS REVENUES	-	0	0	0	0%
USES	**326,712**	**42,600**	**0**	**(42,600)**	**-100%**
510 PERSONNEL SERVICES	32,056	42,145	0	(42,144)	-100%
530 OPERATING EXPENDITURES	17,864	0	0	0	
540 INTERNAL SERVICE CHARGES	90,333	455	0	(455)	-100%
580 GRANTS & AIDS	186,459	0	0	0	
CHANGE IN FUND Total	-	(0)	(0)	(0)	######
12019 SHIP AFFORDABLE HOUSING 18/19					
CHANGE IN FUND					

BUDGET COMPARISON BY FUND

FUND NAME - ACCOUNT MAJOR	FY17 ACTUALS	FY18 ADOPTED BUDGET	FY19 PROPOSED BUDGET	VARIANCE	%
SOURCES	**-**	**0**	**696,584**	**696,584**	**0%**
330 INTERGOVERNMENTAL REVENUE	-	0	696,584	696,584	0%
USES	**-**	**0**	**696,584**	**696,584**	
510 PERSONNEL SERVICES	-	0	45,014	45,014	
530 OPERATING EXPENDITURES	-	0	24,644	24,644	
580 GRANTS & AIDS	-	0	626,926	626,926	
CHANGE IN FUND Total	-	0	0	0	0%

12200 ARBOR VIOLATION TRUST FUND

CHANGE IN FUND					
SOURCES	**1,028**	**8,000**	**2,000**	**(6,000)**	**-75%**
350 JUDGEMENTS FINES & FORFEIT	-	8,000	0	(8,000)	-100%
360 MISCELLANEOUS REVENUES	1,028	0	2,000	2,000	0%
USES	**-**	**148,669**	**145,697**	**(2,972)**	**-2%**
530 OPERATING EXPENDITURES	-	148,669	145,697	(2,972)	-2%
CHANGE IN FUND Total	1,028	(140,669)	(143,697)	(3,028)	2%
FUND BALANCE	-	140,669	143,697	3,028	2%

12300 ALCOHOL/DRUG ABUSE FUND

CHANGE IN FUND					
SOURCES	**209,088**	**69,000**	**69,000**	**0**	**0%**
340 CHARGES FOR SERVICES	83,452	69,000	69,000	0	0%
360 MISCELLANEOUS REVENUES	423	0	0	0	0%
380 OTHER SOURCES	125,214	0	0	0	0%
USES	**148,169**	**187,306**	**187,306**	**0**	**0%**
530 OPERATING EXPENDITURES	-	0	0	0	
580 GRANTS & AIDS	-	0	0	0	
596 TRANSFERS TO CONSTITUTIONA	148,169	187,306	187,306	0	0%
CHANGE IN FUND Total	60,919	(118,306)	(118,306)	0	0%
FUND BALANCE	-	118,306	118,306	0	0%

12302 TEEN COURT

CHANGE IN FUND					
SOURCES	**142,544**	**125,000**	**125,000**	**0**	**0%**
340 CHARGES FOR SERVICES	126,197	125,000	125,000	0	0%
360 MISCELLANEOUS REVENUES	668	0	0	0	0%
380 OTHER SOURCES	15,679	0	0	0	0%
USES	**160,883**	**167,755**	**167,451**	**(304)**	**0%**
510 PERSONNEL SERVICES	-	0	0	0	
530 OPERATING EXPENDITURES	-	0	0	0	
540 INTERNAL SERVICE CHARGES	-	437	133	(304)	-70%
580 GRANTS & AIDS	-	0	0	0	
596 TRANSFERS TO CONSTITUTIONA	160,883	167,318	167,318	0	0%
CHANGE IN FUND Total	(18,339)	(42,755)	(42,451)	304	-1%
FUND BALANCE	-	112,464	70,154	(42,310)	-38%
RESERVES	-	69,709	27,703	(42,006)	-60%

BUDGET COMPARISON BY FUND

FUND NAME - ACCOUNT MAJOR	FY17 ACTUALS	FY18 ADOPTED BUDGET	FY19 PROPOSED BUDGET	VARIANCE	%
12500 EMERGENCY 911 FUND					
CHANGE IN FUND					
SOURCES	**2,308,768**	**2,000,000**	**2,050,000**	**50,000**	**3%**
330 INTERGOVERNMENTAL REVENUE	2,193,235	2,000,000	2,050,000	50,000	3%
340 CHARGES FOR SERVICES	14,907	0	0	0	0%
360 MISCELLANEOUS REVENUES	100,626	0	0	0	0%
USES	**2,304,888**	**2,003,014**	**2,170,621**	**167,607**	**8%**
510 PERSONNEL SERVICES	307,653	313,671	328,952	15,281	5%
530 OPERATING EXPENDITURES	786,114	1,017,437	1,015,733	(1,704)	0%
540 INTERNAL SERVICE CHARGES	65	79,018	81,548	2,530	3%
560 CAPITAL OUTLAY	655,510	48,500	200,000	151,500	312%
580 GRANTS & AIDS	129,010	119,388	119,388	0	0%
590 INTERFUND TRANSFERS OUT	1,536	0	0	0	
596 TRANSFERS TO CONSTITUTIONA	425,000	425,000	425,000	0	0%
CHANGE IN FUND Total	3,880	(3,014)	(120,621)	(117,607)	3902%
FUND BALANCE	-	3,710,710	4,242,938	532,228	14%
RESERVES	-	3,707,696	4,122,317	414,621	11%
12601 ARTERIAL-IMPACT FEE					
CHANGE IN FUND					
SOURCES	**2,644,010**	**1,785,000**	**2,231,000**	**446,000**	**25%**
320 PERMITS FEES & SPECIAL ASM	2,631,618	1,785,000	2,231,000	446,000	25%
360 MISCELLANEOUS REVENUES	12,392	0	0	0	0%
380 OTHER SOURCES	-	0	0	0	0%
USES	**282**	**0**	**0**	**0**	
560 CAPITAL OUTLAY	282	0	0	0	
CHANGE IN FUND Total	2,643,728	1,785,000	2,231,000	446,000	25%
FUND BALANCE	-	(7,485,581)	(6,541,571)	944,010	-13%
RESERVES	-	(5,700,581)	(4,310,571)	1,390,010	-24%
12602 NORTH COLLECTOR-IMPACT FEE					
CHANGE IN FUND					
SOURCES	**7,227**	**2,000**	**2,000**	**0**	**0%**
360 MISCELLANEOUS REVENUES	7,227	2,000	2,000	0	0%
USES	**211,741**	**64,176**	**0**	**(64,176)**	**-100%**
530 OPERATING EXPENDITURES	-	0	0	0	
560 CAPITAL OUTLAY	211,741	64,176	0	(64,176)	-100%
CHANGE IN FUND Total	(204,514)	(62,176)	2,000	64,176	-103%
FUND BALANCE	-	64,305	7,355	(56,950)	-89%
RESERVES	-	2,129	9,355	7,226	339%
12603 WEST COLLECTOR-IMPACT FEE					
CHANGE IN FUND					
SOURCES	**479,998**	**275,000**	**356,000**	**81,000**	**29%**
320 PERMITS FEES & SPECIAL ASM	477,517	275,000	356,000	81,000	29%

BUDGET COMPARISON BY FUND

FUND NAME - ACCOUNT MAJOR	FY17 ACTUALS	FY18 ADOPTED BUDGET	FY19 PROPOSED BUDGET	VARIANCE	%
360 MISCELLANEOUS REVENUES	2,481	0	0	0	0%
380 OTHER SOURCES	-	0	0	0	0%
CHANGE IN FUND Total	479,998	275,000	356,000	81,000	29%
FUND BALANCE	-	(77,000)	127,998	204,998	-266%
RESERVES	-	198,000	483,998	285,998	144%
12604 EAST COLLECTOR-IMPACT FEE					
CHANGE IN FUND					
SOURCES	**240,673**	**105,000**	**187,000**	**82,000**	**78%**
320 PERMITS FEES & SPECIAL ASM	239,222	105,000	187,000	82,000	78%
360 MISCELLANEOUS REVENUES	1,451	0	0	0	0%
USES	**-**	**0**	**345,000**	**345,000**	
560 CAPITAL OUTLAY	-	0	345,000	345,000	
CHANGE IN FUND Total	240,673	105,000	(158,000)	(263,000)	-250%
FUND BALANCE	-	260,849	401,522	140,673	54%
RESERVES	-	365,849	243,522	(122,327)	-33%
12605 SOUTH CENTRAL-IMPACT FEE					
CHANGE IN FUND					
SOURCES	**288,865**	**205,500**	**258,000**	**52,500**	**26%**
320 PERMITS FEES & SPECIAL ASM	287,536	205,500	258,000	52,500	26%
360 MISCELLANEOUS REVENUES	1,330	0	0	0	0%
380 OTHER SOURCES	-	0	0	0	0%
CHANGE IN FUND Total	288,865	205,500	258,000	52,500	26%
FUND BALANCE	-	(1,898,554)	(1,609,688)	288,866	-15%
RESERVES	-	(1,693,054)	(1,351,688)	341,366	-20%
12801 FIRE/RESCUE-IMPACT FEE					
CHANGE IN FUND					
SOURCES	**181,616**	**0**	**167,000**	**167,000**	**0%**
320 PERMITS FEES & SPECIAL ASM	157,522	0	165,000	165,000	0%
360 MISCELLANEOUS REVENUES	24,094	0	2,000	2,000	0%
USES	**98,508**	**0**	**0**	**0**	
530 OPERATING EXPENDITURES	-	0	0	0	
560 CAPITAL OUTLAY	98,508	0	0	0	
CHANGE IN FUND Total	83,108	0	167,000	167,000	0%
FUND BALANCE	-	0	30,000	30,000	0%
RESERVES	-	0	197,000	197,000	
12802 LAW ENFORCEMENT-IMPACT FEE					
CHANGE IN FUND					
SOURCES	**217**	**0**	**0**	**0**	**0%**
360 MISCELLANEOUS REVENUES	217	0	0	0	0%
USES	**-**	**0**	**0**	**0**	
530 OPERATING EXPENDITURES	-	0	0	0	
CHANGE IN FUND Total	217	0	0	0	0%

BUDGET COMPARISON BY FUND

FUND NAME - ACCOUNT MAJOR	FY17 ACTUALS	FY18 ADOPTED BUDGET	FY19 PROPOSED BUDGET	VARIANCE	%
FUND BALANCE	-	0	2,228	2,228	0%
RESERVES	-	0	2,228	2,228	
12804 LIBRARY-IMPACT FEE					
CHANGE IN FUND					
SOURCES	**115,147**	**70,000**	**89,823**	**19,823**	**28%**
320 PERMITS FEES & SPECIAL ASM	114,251	70,000	89,823	19,823	28%
360 MISCELLANEOUS REVENUES	896	0	0	0	0%
USES	**109,464**	**127,823**	**127,823**	**0**	**0%**
560 CAPITAL OUTLAY	109,464	127,823	127,823	0	0%
CHANGE IN FUND Total	5,682	(57,823)	(38,000)	19,823	-34%
FUND BALANCE	-	57,823	38,000	(19,823)	-34%
RESERVES	-	0	0	0	
13000 STORMWATER FUND					
CHANGE IN FUND					
SOURCES	**1,669**	**0**	**0**	**0**	**0%**
340 CHARGES FOR SERVICES	-	0	0	0	0%
360 MISCELLANEOUS REVENUES	1,669	0	0	0	0%
USES	**-**	**193,117**	**0**	**(193,117)**	**-100%**
530 OPERATING EXPENDITURES	-	0	0	0	
540 INTERNAL SERVICE CHARGES	-	0	0	0	
560 CAPITAL OUTLAY	-	0	0	0	
590 INTERFUND TRANSFERS OUT	-	193,117	0	(193,117)	-100%
CHANGE IN FUND Total	1,669	(193,117)	0	193,117	-100%
FUND BALANCE	-	193,117	0	(193,117)	-100%
RESERVES	-	0	0	0	
13100 ECONOMIC DEVELOPMENT					
CHANGE IN FUND					
SOURCES	**1,208,442**	**2,368,688**	**2,195,493**	**(173,195)**	**-7%**
330 INTERGOVERNMENTAL REVENUE	252,300	519,250	440,750	(78,500)	-15%
360 MISCELLANEOUS REVENUES	8,002	0	0	0	0%
380 OTHER SOURCES	948,140	1,849,438	1,754,743	(94,695)	-5%
USES	**1,879,968**	**2,368,688**	**2,221,273**	**(147,415)**	**-6%**
510 PERSONNEL SERVICES	292,468	258,503	254,369	(4,134)	-2%
530 OPERATING EXPENDITURES	971,977	1,024,723	1,026,805	2,082	0%
540 INTERNAL SERVICE CHARGES	1,541	13,402	5,231	(8,171)	-61%
580 GRANTS & AIDS	613,982	1,072,060	934,868	(137,192)	-13%
CHANGE IN FUND Total	(671,526)	0	(25,780)	(25,780)	######
FUND BALANCE	-	0	25,780	25,780	0%
RESERVES	-	0	0	0	
13300 17/92 REDEVELOPMENT TI FUND					
CHANGE IN FUND					
SOURCES	**2,399,701**	**2,604,985**	**0**	**(2,604,985)**	**-100%**

BUDGET COMPARISON BY FUND

FUND NAME - ACCOUNT MAJOR	FY17 ACTUALS	FY18 ADOPTED BUDGET	FY19 PROPOSED BUDGET	VARIANCE	%
330 INTERGOVERNMENTAL REVENUE	2,301,298	2,574,985	0	(2,574,985)	-100%
360 MISCELLANEOUS REVENUES	98,403	30,000	0	(30,000)	-100%
USES	**2,147,104**	**478,458**	**0**	**(478,458)**	**-100%**
510 PERSONNEL SERVICES	107,171	140,699	0	(140,699)	-100%
530 OPERATING EXPENDITURES	251,788	109,575	0	(109,575)	-100%
540 INTERNAL SERVICE CHARGES	-	0	0	0	
560 CAPITAL OUTLAY	-	0	0	0	
580 GRANTS & AIDS	1,787,741	228,184	0	(228,184)	-100%
590 INTERFUND TRANSFERS OUT	404	0	0	0	
CHANGE IN FUND Total	252,597	2,126,527	0	(2,126,527)	-100%
FUND BALANCE	-	9,493,902	0	(9,493,902)	-100%
RESERVES	-	11,620,429	0	(11,620,429)	-100%
15000 MSBU STREET LIGHTING					
CHANGE IN FUND					
SOURCES	**2,439,655**	**2,278,450**	**2,288,000**	**9,550**	**0%**
320 PERMITS FEES & SPECIAL ASM	2,420,465	2,275,450	2,280,000	4,550	0%
340 CHARGES FOR SERVICES	6,688	0	0	0	0%
360 MISCELLANEOUS REVENUES	12,502	3,000	8,000	5,000	167%
USES	**2,400,494**	**2,639,950**	**2,543,000**	**(96,950)**	**-4%**
530 OPERATING EXPENDITURES	2,400,494	2,639,950	2,543,000	(96,950)	-4%
CHANGE IN FUND Total	39,162	(361,500)	(255,000)	106,500	-29%
FUND BALANCE	-	861,500	705,000	(156,500)	-18%
RESERVES	-	500,000	450,000	(50,000)	-10%
15100 MSBU RESIDENTIAL SOLID WASTE					
CHANGE IN FUND					
SOURCES	**14,356,077**	**14,348,000**	**14,680,750**	**332,750**	**2%**
320 PERMITS FEES & SPECIAL ASM	14,282,862	14,328,000	14,605,750	277,750	2%
360 MISCELLANEOUS REVENUES	73,216	20,000	75,000	55,000	275%
USES	**13,903,125**	**14,803,000**	**15,188,600**	**385,600**	**3%**
530 OPERATING EXPENDITURES	13,903,125	14,803,000	15,188,600	385,600	3%
CHANGE IN FUND Total	452,952	(455,000)	(507,850)	(52,850)	12%
FUND BALANCE	-	5,350,000	5,505,200	155,200	3%
RESERVES	-	4,895,000	4,997,350	102,350	2%
16000 MSBU PROGRAM					
CHANGE IN FUND					
SOURCES	**621,661**	**605,300**	**603,520**	**(1,780)**	**0%**
320 PERMITS FEES & SPECIAL ASM	112,598	108,400	83,060	(25,340)	-23%
340 CHARGES FOR SERVICES	451,900	474,350	500,410	26,060	5%
360 MISCELLANEOUS REVENUES	9,984	2,550	5,050	2,500	98%
380 OTHER SOURCES	47,179	20,000	15,000	(5,000)	-25%
USES	**476,960**	**735,855**	**644,778**	**(91,077)**	**-12%**
510 PERSONNEL SERVICES	291,145	317,867	332,018	14,152	4%
530 OPERATING EXPENDITURES	147,153	364,200	244,225	(119,975)	-33%

BUDGET COMPARISON BY FUND

FUND NAME - ACCOUNT MAJOR	FY17 ACTUALS	FY18 ADOPTED BUDGET	FY19 PROPOSED BUDGET	VARIANCE	%
540 INTERNAL SERVICE CHARGES	34,602	43,788	68,035	24,246	55%
590 INTERFUND TRANSFERS OUT	4,060	10,000	500	(9,500)	-95%
CHANGE IN FUND Total	144,702	(130,555)	(41,258)	89,297	-68%
FUND BALANCE	-	1,606,532	1,501,500	(105,032)	-7%
RESERVES	-	1,475,977	1,460,242	(15,735)	-1%
16005 MSBU MILLS (LM/AWC)					
CHANGE IN FUND					
SOURCES	**66,282**	**63,500**	**64,500**	**1,000**	**2%**
320 PERMITS FEES & SPECIAL ASM	64,183	63,000	63,000	0	0%
360 MISCELLANEOUS REVENUES	2,099	500	1,500	1,000	200%
USES	**6,952**	**301,465**	**358,035**	**56,570**	**19%**
530 OPERATING EXPENDITURES	6,952	301,465	358,035	56,570	19%
CHANGE IN FUND Total	59,330	(237,965)	(293,535)	(55,570)	23%
FUND BALANCE	-	237,965	293,535	55,570	23%
16006 MSBU PICKETT (LM/AWC)					
CHANGE IN FUND					
SOURCES	**43,150**	**41,240**	**42,815**	**1,575**	**4%**
320 PERMITS FEES & SPECIAL ASM	41,280	41,040	41,215	175	0%
360 MISCELLANEOUS REVENUES	1,870	200	1,600	1,400	700%
USES	**2,506**	**216,210**	**271,605**	**55,395**	**26%**
530 OPERATING EXPENDITURES	2,506	216,210	271,605	55,395	26%
CHANGE IN FUND Total	40,644	(174,970)	(228,790)	(53,820)	31%
FUND BALANCE	-	174,970	228,790	53,820	31%
16007 MSBU AMORY (LM/AWC)					
CHANGE IN FUND					
SOURCES	**6,572**	**6,386**	**6,485**	**99**	**2%**
320 PERMITS FEES & SPECIAL ASM	6,375	6,336	6,335	(1)	0%
360 MISCELLANEOUS REVENUES	197	50	150	100	200%
USES	**2,254**	**26,203**	**31,020**	**4,817**	**18%**
530 OPERATING EXPENDITURES	2,254	26,203	31,020	4,817	18%
CHANGE IN FUND Total	4,319	(19,817)	(24,535)	(4,718)	24%
FUND BALANCE	-	19,817	24,535	4,718	24%
16010 MSBU CEDAR RIDGE (GRNDS MAINT)					
CHANGE IN FUND					
SOURCES	**27,167**	**30,625**	**26,500**	**(4,125)**	**-13%**
320 PERMITS FEES & SPECIAL ASM	26,341	30,575	26,200	(4,375)	-14%
360 MISCELLANEOUS REVENUES	827	50	300	250	500%
380 OTHER SOURCES	-	0	0	0	0%
USES	**20,575**	**52,125**	**56,500**	**4,375**	**8%**
530 OPERATING EXPENDITURES	20,575	52,125	56,500	4,375	8%
CHANGE IN FUND Total	6,592	(21,500)	(30,000)	(8,500)	40%
FUND BALANCE	-	21,500	30,000	8,500	40%

BUDGET COMPARISON BY FUND

FUND NAME - ACCOUNT MAJOR	FY17 ACTUALS	FY18 ADOPTED BUDGET	FY19 PROPOSED BUDGET	VARIANCE	%
16013 MSBU HOWELL CREEK (LM/AWC)					
CHANGE IN FUND					
SOURCES	**2,239**	**3,170**	**3,205**	**35**	**1%**
320 PERMITS FEES & SPECIAL ASM	1,469	1,465	1,465	0	0%
330 INTERGOVERNMENTAL REVENUE	695	0	0	0	0%
360 MISCELLANEOUS REVENUES	75	1,705	1,740	35	2%
USES	**1,356**	**11,630**	**12,585**	**955**	**8%**
530 OPERATING EXPENDITURES	1,356	11,630	12,585	955	8%
CHANGE IN FUND Total	883	(8,460)	(9,380)	(920)	11%
FUND BALANCE	-	8,460	9,380	920	11%
16020 MSBU HORSESHOE (LM/AWC)					
CHANGE IN FUND					
SOURCES	**8,859**	**7,950**	**7,950**	**0**	**0%**
320 PERMITS FEES & SPECIAL ASM	5,765	7,920	7,920	0	0%
360 MISCELLANEOUS REVENUES	95	30	30	0	0%
380 OTHER SOURCES	3,000	0	0	0	0%
USES	**24,174**	**9,500**	**12,865**	**3,365**	**35%**
530 OPERATING EXPENDITURES	24,174	9,500	12,865	3,365	35%
CHANGE IN FUND Total	(15,315)	(1,550)	(4,915)	(3,365)	217%
FUND BALANCE	-	1,550	4,915	3,365	217%
16021 MSBU MYRTLE (LM/AWC)					
CHANGE IN FUND					
SOURCES	**7,313**	**7,250**	**7,290**	**40**	**1%**
320 PERMITS FEES & SPECIAL ASM	7,252	7,240	7,240	0	0%
360 MISCELLANEOUS REVENUES	61	10	50	40	400%
USES	**4,770**	**10,600**	**13,225**	**2,625**	**25%**
530 OPERATING EXPENDITURES	4,770	10,600	13,225	2,625	25%
CHANGE IN FUND Total	2,543	(3,350)	(5,935)	(2,585)	77%
FUND BALANCE	-	3,350	5,935	2,585	77%
16023 MSBU SPRING WOOD LAKE (LM/AWC)					
CHANGE IN FUND					
SOURCES	**5,436**	**5,235**	**5,385**	**150**	**3%**
320 PERMITS FEES & SPECIAL ASM	5,223	5,185	5,185	0	0%
360 MISCELLANEOUS REVENUES	213	50	200	150	300%
USES	**1,792**	**25,650**	**31,785**	**6,135**	**24%**
530 OPERATING EXPENDITURES	1,792	25,650	31,785	6,135	24%
CHANGE IN FUND Total	3,645	(20,415)	(26,400)	(5,985)	29%
FUND BALANCE	-	20,415	26,400	5,985	29%
16024 MSBU LAKE OF THE WOODS(LM/AWC)					
CHANGE IN FUND					

BUDGET COMPARISON BY FUND

FUND NAME - ACCOUNT MAJOR	FY17 ACTUALS	FY18 ADOPTED BUDGET	FY19 PROPOSED BUDGET	VARIANCE	%
SOURCES	**19,878**	**18,870**	**19,320**	**450**	**2%**
320 PERMITS FEES & SPECIAL ASM	19,183	18,720	18,720	0	0%
360 MISCELLANEOUS REVENUES	696	150	600	450	300%
USES	**2,820**	**131,640**	**96,255**	**(35,385)**	**-27%**
530 OPERATING EXPENDITURES	2,820	131,640	96,255	(35,385)	-27%
CHANGE IN FUND Total	17,058	(112,770)	(76,935)	35,835	-32%
FUND BALANCE	-	112,770	76,935	(35,835)	-32%

16025 MSBU MIRROR (LM/AWC)

CHANGE IN FUND					
SOURCES	**10,822**	**10,420**	**10,620**	**200**	**2%**
320 PERMITS FEES & SPECIAL ASM	10,391	10,370	10,370	0	0%
360 MISCELLANEOUS REVENUES	431	50	250	200	400%
USES	**1,969**	**58,575**	**67,970**	**9,395**	**16%**
530 OPERATING EXPENDITURES	1,969	58,575	67,970	9,395	16%
CHANGE IN FUND Total	8,853	(48,155)	(57,350)	(9,195)	19%
FUND BALANCE	-	48,155	57,350	9,195	19%

16026 MSBU SPRING (LM/AWC)

CHANGE IN FUND					
SOURCES	**25,989**	**27,400**	**28,200**	**800**	**3%**
320 PERMITS FEES & SPECIAL ASM	24,575	27,000	27,000	0	0%
360 MISCELLANEOUS REVENUES	1,414	400	1,200	800	200%
USES	**4,485**	**197,418**	**168,325**	**(29,093)**	**-15%**
530 OPERATING EXPENDITURES	4,485	197,418	168,325	(29,093)	-15%
CHANGE IN FUND Total	21,504	(170,018)	(140,125)	29,893	-18%
FUND BALANCE	-	170,018	140,125	(29,893)	-18%

16027 MSBU SPRINGWOOD WTRWY (LM/AWC)

CHANGE IN FUND					
SOURCES	**6,687**	**3,845**	**4,095**	**250**	**7%**
320 PERMITS FEES & SPECIAL ASM	6,283	3,745	3,745	0	0%
360 MISCELLANEOUS REVENUES	403	100	350	250	250%
USES	**3,372**	**52,225**	**52,475**	**250**	**0%**
530 OPERATING EXPENDITURES	3,372	52,225	52,475	250	0%
CHANGE IN FUND Total	3,314	(48,380)	(48,380)	0	0%
FUND BALANCE	-	48,380	48,380	0	0%

16028 MSBU BURKETT (LM/AWC)

CHANGE IN FUND					
SOURCES	**9,640**	**6,240**	**6,440**	**200**	**3%**
320 PERMITS FEES & SPECIAL ASM	9,239	6,140	6,140	0	0%
360 MISCELLANEOUS REVENUES	401	100	300	200	200%
USES	**1,848**	**52,840**	**57,960**	**5,120**	**10%**
530 OPERATING EXPENDITURES	1,848	52,840	57,960	5,120	10%
CHANGE IN FUND Total	7,792	(46,600)	(51,520)	(4,920)	11%

BUDGET COMPARISON BY FUND

FUND NAME - ACCOUNT MAJOR	FY17 ACTUALS	FY18 ADOPTED BUDGET	FY19 PROPOSED BUDGET	VARIANCE	%
FUND BALANCE	-	46,600	51,520	4,920	11%
16030 MSBU SWEETWATER COVE (LM/AWC)					
CHANGE IN FUND					
SOURCES	**34,654**	**33,518**	**33,745**	**227**	**1%**
320 PERMITS FEES & SPECIAL ASM	34,404	33,443	33,445	2	0%
360 MISCELLANEOUS REVENUES	250	75	300	225	300%
USES	**14,534**	**54,728**	**63,490**	**8,762**	**16%**
530 OPERATING EXPENDITURES	14,534	54,728	63,490	8,762	16%
CHANGE IN FUND Total	20,121	(21,210)	(29,745)	(8,535)	40%
FUND BALANCE	-	21,210	29,745	8,535	40%
16031 MSBU LAKE ASHER AWC					
CHANGE IN FUND					
SOURCES	**-**	**5,385**	**5,885**	**500**	**9%**
320 PERMITS FEES & SPECIAL ASM	-	5,380	5,380	0	0%
360 MISCELLANEOUS REVENUES	-	5	5	0	0%
380 OTHER SOURCES	-	0	500	500	0%
USES	**-**	**5,385**	**7,145**	**1,760**	**33%**
530 OPERATING EXPENDITURES	-	5,385	7,145	1,760	33%
CHANGE IN FUND Total	-	0	(1,260)	(1,260)	0%
FUND BALANCE	-	0	1,260	1,260	0%
16032 MSBU ENGLISH ESTATES (LM/AWC)					
CHANGE IN FUND					
SOURCES	**-**	**3,470**	**3,465**	**(5)**	**0%**
320 PERMITS FEES & SPECIAL ASM	-	3,465	3,460	(5)	0%
360 MISCELLANEOUS REVENUES	-	5	5	0	0%
USES	**-**	**3,470**	**4,960**	**1,490**	**43%**
530 OPERATING EXPENDITURES	-	3,470	4,960	1,490	43%
CHANGE IN FUND Total	-	0	(1,495)	(1,495)	0%
FUND BALANCE	-	0	1,495	1,495	0%
16033 MSBU GRACE LAKE (LM/AWC)					
CHANGE IN FUND					
SOURCES	**-**	**23,675**	**13,675**	**(10,000)**	**-42%**
320 PERMITS FEES & SPECIAL ASM	-	13,670	13,670	0	0%
360 MISCELLANEOUS REVENUES	-	5	5	0	0%
380 OTHER SOURCES	-	10,000	0	(10,000)	-100%
USES	**-**	**23,675**	**16,725**	**(6,950)**	**-29%**
530 OPERATING EXPENDITURES	-	23,675	16,725	(6,950)	-29%
CHANGE IN FUND Total	-	0	(3,050)	(3,050)	0%
FUND BALANCE	-	0	3,050	3,050	0%
16035 MSBU BUTTONWOOD POND (LM/AWC)					

BUDGET COMPARISON BY FUND

FUND NAME - ACCOUNT MAJOR	FY17 ACTUALS	FY18 ADOPTED BUDGET	FY19 PROPOSED BUDGET	VARIANCE	%
CHANGE IN FUND					
SOURCES	**3,610**	**3,575**	**3,470**	**(105)**	**-3%**
320 PERMITS FEES & SPECIAL ASM	3,568	3,565	3,430	(135)	-4%
360 MISCELLANEOUS REVENUES	42	10	40	30	300%
380 OTHER SOURCES	-	0	0	0	0%
USES	**1,276**	**6,435**	**8,700**	**2,265**	**35%**
530 OPERATING EXPENDITURES	1,276	6,435	8,700	2,265	35%
CHANGE IN FUND Total	2,334	(2,860)	(5,230)	(2,370)	83%
FUND BALANCE	-	2,860	5,230	2,370	83%

16036 MSBU HOWELL LAKE (LM/AWC)

CHANGE IN FUND					
SOURCES	**123,735**	**121,885**	**123,085**	**1,200**	**1%**
320 PERMITS FEES & SPECIAL ASM	122,288	121,585	121,585	0	0%
330 INTERGOVERNMENTAL REVENUE	-	0	0	0	0%
360 MISCELLANEOUS REVENUES	1,447	300	1,500	1,200	400%
380 OTHER SOURCES	-	0	0	0	0%
USES	**49,932**	**206,555**	**235,920**	**29,365**	**14%**
530 OPERATING EXPENDITURES	22,982	206,555	235,920	29,365	14%
590 INTERFUND TRANSFERS OUT	26,950	0	0	0	
CHANGE IN FUND Total	73,804	(84,670)	(112,835)	(28,165)	33%
FUND BALANCE	-	84,670	112,835	28,165	33%

21200 GENERAL REVENUE DEBT

CHANGE IN FUND					
SOURCES	**1,539,446**	**1,548,432**	**1,542,509**	**(5,923)**	**0%**
360 MISCELLANEOUS REVENUES	194	0	0	0	0%
380 OTHER SOURCES	1,539,252	1,548,432	1,542,509	(5,923)	0%
USES	**1,539,446**	**1,548,432**	**1,542,509**	**(5,923)**	**0%**
530 OPERATING EXPENDITURES	-	0	0	0	
570 DEBT SERVICE	1,539,446	1,548,432	1,542,509	(5,923)	0%
CHANGE IN FUND Total	0	0	0	0	0%
FUND BALANCE	-	0	0	0	0%

21235 GENERAL REVENUE DEBT - 2014

CHANGE IN FUND					
SOURCES	**1,640,600**	**1,639,200**	**1,641,450**	**2,250**	**0%**
360 MISCELLANEOUS REVENUES	456	0	0	0	0%
380 OTHER SOURCES	1,640,144	1,639,200	1,641,450	2,250	0%
USES	**1,640,600**	**1,639,200**	**1,641,450**	**2,250**	**0%**
530 OPERATING EXPENDITURES	-	0	0	0	
570 DEBT SERVICE	1,640,600	1,639,200	1,641,450	2,250	0%
CHANGE IN FUND Total	-	0	0	0	0%
FUND BALANCE	-	0	0	0	0%

21300 COUNTY SHARED REVENUE DEBT

BUDGET COMPARISON BY FUND

FUND NAME - ACCOUNT MAJOR	FY17 ACTUALS	FY18 ADOPTED BUDGET	FY19 PROPOSED BUDGET	VARIANCE	%
CHANGE IN FUND					
SOURCES	**1,741,606**	**1,741,494**	**1,745,724**	**4,230**	**0%**
360 MISCELLANEOUS REVENUES	212	0	0	0	0%
380 OTHER SOURCES	1,741,394	1,741,494	1,745,724	4,230	0%
USES	**1,741,606**	**1,741,494**	**1,745,724**	**4,230**	**0%**
530 OPERATING EXPENDITURES	-	0	0	0	
570 DEBT SERVICE	1,741,606	1,741,494	1,745,724	4,230	0%
CHANGE IN FUND Total	-	0	0	0	0%
FUND BALANCE	-	0	0	0	0%

22500 SALES TAX BONDS

CHANGE IN FUND					
SOURCES	**4,987,475**	**4,982,275**	**4,987,575**	**5,300**	**0%**
360 MISCELLANEOUS REVENUES	1,102	0	0	0	0%
380 OTHER SOURCES	4,986,373	4,982,275	4,987,575	5,300	0%
USES	**4,987,275**	**4,982,275**	**4,987,575**	**5,300**	**0%**
570 DEBT SERVICE	4,987,275	4,982,275	4,987,575	5,300	0%
590 INTERFUND TRANSFERS OUT	-	0	0	0	
CHANGE IN FUND Total	200	0	0	0	0%
FUND BALANCE	-	0	0	0	0%
RESERVES	-	0	0	0	

30600 INFRASTRUCTURE IMP OP FUND

CHANGE IN FUND					
SOURCES	**155,760**	**0**	**0**	**0**	**0%**
360 MISCELLANEOUS REVENUES	5,760	0	0	0	0%
380 OTHER SOURCES	150,000	0	0	0	0%
USES	**-**	**0**	**0**	**0**	
540 INTERNAL SERVICE CHARGES	-	0	0	0	
560 CAPITAL OUTLAY	-	0	0	0	
CHANGE IN FUND Total	155,760	0	0	0	0%
FUND BALANCE	-	0	577,136	577,136	0%
RESERVES	-	0	577,136	577,136	

30700 SPORTS COMPLEX/SOLDIERS CREEK

CHANGE IN FUND					
SOURCES	**6,734**	**0**	**0**	**0**	**0%**
360 MISCELLANEOUS REVENUES	6,734	0	0	0	0%
380 OTHER SOURCES	-	0	0	0	0%
USES	**1,823,099**	**0**	**0**	**0**	
510 PERSONNEL SERVICES	0	0	0	0	
530 OPERATING EXPENDITURES	61,297	0	0	0	
560 CAPITAL OUTLAY	1,761,802	0	0	0	
590 INTERFUND TRANSFERS OUT	-	0	0	0	
CHANGE IN FUND Total	(1,816,365)	0	0	0	0%
FUND BALANCE	-	0	0	0	0%

BUDGET COMPARISON BY FUND

FUND NAME - ACCOUNT MAJOR	FY17 ACTUALS	FY18 ADOPTED BUDGET	FY19 PROPOSED BUDGET	VARIANCE	%
RESERVES	-	0	0	0	
32000 JAIL PROJECT/2005					
CHANGE IN FUND					
SOURCES	**33**	**0**	**0**	**0**	**0%**
360 MISCELLANEOUS REVENUES	33	0	0	0	0%
USES	**-**	**0**	**0**	**0**	
530 OPERATING EXPENDITURES	-	0	0	0	
560 CAPITAL OUTLAY	-	0	0	0	
CHANGE IN FUND Total	33	0	0	0	0%
FUND BALANCE	-	0	0	0	0%
32100 NATURAL LANDS/TRAILS					
CHANGE IN FUND					
SOURCES	**483,696**	**0**	**0**	**0**	**0%**
360 MISCELLANEOUS REVENUES	483,696	0	0	0	0%
USES	**276,661**	**811,762**	**46,945**	**(764,817)**	**-94%**
510 PERSONNEL SERVICES	38,270	55,955	36,945	(19,010)	-34%
530 OPERATING EXPENDITURES	2,802	10,000	10,000	0	0%
540 INTERNAL SERVICE CHARGES	-	0	0	0	
560 CAPITAL OUTLAY	235,589	745,807	0	(745,807)	-100%
CHANGE IN FUND Total	207,034	(811,762)	(46,945)	764,817	-94%
FUND BALANCE	-	1,288,779	829,836	(458,943)	-36%
RESERVES	-	477,017	782,891	305,874	64%
32200 COURTHOUSE PROJECTS FUND					
CHANGE IN FUND					
SOURCES	**3,387**	**0**	**0**	**0**	**0%**
360 MISCELLANEOUS REVENUES	3,387	0	0	0	0%
USES	**-**	**0**	**248,420**	**248,420**	
530 OPERATING EXPENDITURES	-	0	0	0	
560 CAPITAL OUTLAY	-	0	248,420	248,420	
CHANGE IN FUND Total	3,387	0	(248,420)	(248,420)	0%
FUND BALANCE	-	0	248,420	248,420	0%
RESERVES	-	0	0	0	
40100 WATER AND SEWER FUND					
CHANGE IN FUND					
SOURCES	**65,460,872**	**62,207,044**	**66,263,243**	**4,056,199**	**7%**
330 INTERGOVERNMENTAL REVENUE	1,595,732	1,279,452	1,397,072	117,620	9%
340 CHARGES FOR SERVICES	58,600,356	58,208,961	61,600,455	3,391,494	6%
360 MISCELLANEOUS REVENUES	3,666,556	1,318,631	1,865,716	547,085	41%
380 OTHER SOURCES	1,598,227	1,400,000	1,400,000	0	0%
USES	**77,223,630**	**69,044,627**	**72,333,866**	**3,289,239**	**5%**
510 PERSONNEL SERVICES	8,538,820	9,386,178	9,975,910	589,732	6%
530 OPERATING EXPENDITURES	35,554,707	17,853,838	19,609,719	1,755,881	10%

BUDGET COMPARISON BY FUND

FUND NAME - ACCOUNT MAJOR	FY17 ACTUALS	FY18 ADOPTED BUDGET	FY19 PROPOSED BUDGET	VARIANCE	%
540 INTERNAL SERVICE CHARGES	5,379,151	3,968,387	3,272,335	(696,052)	-18%
560 CAPITAL OUTLAY	3,650,459	4,733,900	2,025,406	(2,708,494)	-57%
570 DEBT SERVICE	9,233,602	17,793,353	17,792,254	(1,099)	0%
590 INTERFUND TRANSFERS OUT	14,866,891	15,308,971	19,658,241	4,349,270	28%
596 TRANSFERS TO CONSTITUTIONA	-	0	0	0	
CHANGE IN FUND Total	(11,762,758)	(6,837,583)	(6,070,623)	766,960	-11%
FUND BALANCE	-	26,061,110	23,960,317	(2,100,793)	-8%
RESERVES	-	19,223,527	17,889,694	(1,333,833)	-7%
40102 CONNECTION FEES-WATER					
CHANGE IN FUND					
SOURCES	**1,233,395**	**617,027**	**675,721**	**58,694**	**10%**
360 MISCELLANEOUS REVENUES	1,233,395	617,027	675,721	58,694	10%
USES	**615,927**	**505,000**	**505,000**	**0**	**0%**
530 OPERATING EXPENDITURES	-	0	5,000	5,000	
540 INTERNAL SERVICE CHARGES	3,000	5,000	0	(5,000)	-100%
560 CAPITAL OUTLAY	-	0	0	0	
570 DEBT SERVICE	-	0	0	0	
590 INTERFUND TRANSFERS OUT	612,927	500,000	500,000	0	0%
CHANGE IN FUND Total	617,468	112,027	170,721	58,694	52%
FUND BALANCE	-	126,172	634,526	508,354	403%
RESERVES	-	238,199	805,247	567,048	238%
40103 CONNECTION FEES-SEWER					
CHANGE IN FUND					
SOURCES	**3,312,404**	**997,189**	**1,138,918**	**141,729**	**14%**
360 MISCELLANEOUS REVENUES	3,312,404	997,189	1,138,918	141,729	14%
USES	**985,300**	**910,000**	**3,980,000**	**3,070,000**	**337%**
530 OPERATING EXPENDITURES	-	0	10,000	10,000	
540 INTERNAL SERVICE CHARGES	-	10,000	0	(10,000)	-100%
560 CAPITAL OUTLAY	-	0	3,070,000	3,070,000	
570 DEBT SERVICE	-	0	0	0	
590 INTERFUND TRANSFERS OUT	985,300	900,000	900,000	0	0%
CHANGE IN FUND Total	2,327,104	87,189	(2,841,082)	(2,928,271)	######
FUND BALANCE	-	1,697,604	3,746,577	2,048,973	121%
RESERVES	-	1,784,793	905,495	(879,298)	-49%
40105 WATER & SEWER BONDS, SERIES 20					
CHANGE IN FUND					
SOURCES	**8,361**	**301**	**2,719**	**2,418**	**803%**
360 MISCELLANEOUS REVENUES	8,361	301	2,719	2,418	803%
USES	**745,712**	**0**	**0**	**0**	
560 CAPITAL OUTLAY	745,712	0	0	0	
CHANGE IN FUND Total	(737,351)	301	2,719	2,418	803%
FUND BALANCE	-	4,939	12,433	7,494	152%
RESERVES	-	5,240	15,152	9,912	189%

BUDGET COMPARISON BY FUND

FUND NAME - ACCOUNT MAJOR	FY17 ACTUALS	FY18 ADOPTED BUDGET	FY19 PROPOSED BUDGET	VARIANCE	%
40106 2010 BOND SERIES					
CHANGE IN FUND					
SOURCES	**5,309**	**87**	**1,247**	**1,160**	**1333%**
360 MISCELLANEOUS REVENUES	5,309	87	1,247	1,160	1333%
USES	**12,466**	**0**	**0**	**0**	
560 CAPITAL OUTLAY	12,466	0	0	0	
CHANGE IN FUND Total	(7,158)	87	1,247	1,160	1333%
FUND BALANCE	-	2,642	14,965	12,323	466%
RESERVES	-	2,729	16,212	13,483	494%
40107 WATER & SEWER DEBT SERVICE RES					
CHANGE IN FUND					
SOURCES	**-**	**0**	**0**	**0**	**0%**
360 MISCELLANEOUS REVENUES	-	0	0	0	0%
CHANGE IN FUND Total	-	0	0	0	0%
FUND BALANCE	-	18,121,674	18,121,674	0	0%
RESERVES	-	18,121,674	18,121,674	0	0%
40108 WATER & SEWER CAPITAL IMPROVEM					
CHANGE IN FUND					
SOURCES	**15,072,894**	**15,940,332**	**20,158,241**	**4,217,909**	**26%**
360 MISCELLANEOUS REVENUES	268,348	631,361	500,000	(131,361)	-21%
380 OTHER SOURCES	14,804,546	15,308,971	19,658,241	4,349,270	28%
USES	**5,314,277**	**14,715,000**	**20,903,000**	**6,188,000**	**42%**
530 OPERATING EXPENDITURES	1,606,443	4,155,000	3,185,000	(970,000)	-23%
540 INTERNAL SERVICE CHARGES	-	0	0	0	
560 CAPITAL OUTLAY	3,707,835	10,560,000	17,718,000	7,158,000	68%
580 GRANTS & AIDS	-	0	0	0	
CHANGE IN FUND Total	9,758,616	1,225,332	(744,759)	(1,970,091)	-161%
FUND BALANCE	-	1,831,855	3,801,946	1,970,091	108%
RESERVES	-	3,057,187	3,057,187	0	0%
40115 WATER & SEWER BOND SER 2015A&B					
CHANGE IN FUND					
SOURCES	**-**	**0**	**0**	**0**	**0%**
380 OTHER SOURCES	-	0	0	0	0%
USES	**(1,798,927)**	**0**	**0**	**0**	
540 INTERNAL SERVICE CHARGES	(1,798,927)	0	0	0	
570 DEBT SERVICE	-	0	0	0	
CHANGE IN FUND Total	1,798,927	0	0	0	0%
40201 SOLID WASTE FUND					
CHANGE IN FUND					
SOURCES	**15,328,735**	**14,758,169**	**23,199,869**	**8,441,700**	**57%**

BUDGET COMPARISON BY FUND

FUND NAME - ACCOUNT MAJOR	FY17 ACTUALS	FY18 ADOPTED BUDGET	FY19 PROPOSED BUDGET	VARIANCE	%
330 INTERGOVERNMENTAL REVENUE	425,475	0	7,500,000	7,500,000	0%
340 CHARGES FOR SERVICES	14,241,623	13,797,880	14,425,521	627,641	5%
360 MISCELLANEOUS REVENUES	661,637	660,289	974,348	314,059	48%
380 OTHER SOURCES	-	300,000	300,000	0	0%
USES	**16,740,661**	**12,912,891**	**14,505,209**	**1,592,318**	**12%**
510 PERSONNEL SERVICES	4,009,534	4,331,334	4,800,307	468,972	11%
530 OPERATING EXPENDITURES	6,634,929	2,516,610	2,651,819	135,209	5%
540 INTERNAL SERVICE CHARGES	3,648,186	3,579,551	3,250,099	(329,452)	-9%
560 CAPITAL OUTLAY	2,434,410	1,895,000	3,266,022	1,371,022	72%
580 GRANTS & AIDS	-	0	0	0	
590 INTERFUND TRANSFERS OUT	13,602	590,396	536,962	(53,434)	-9%
CHANGE IN FUND Total	(1,411,926)	1,845,278	8,694,660	6,849,382	371%
FUND BALANCE	-	24,939,039	12,447,016	(12,492,023)	-50%
RESERVES	-	26,784,317	21,141,676	(5,642,641)	-21%

40204 LANDFILL MANAGEMENT ESCROW

CHANGE IN FUND					
SOURCES	**136,904**	**666,237**	**936,962**	**270,725**	**41%**
360 MISCELLANEOUS REVENUES	136,904	75,841	400,000	324,159	427%
380 OTHER SOURCES	-	590,396	536,962	(53,434)	-9%
CHANGE IN FUND Total	136,904	666,237	936,962	270,725	41%
FUND BALANCE	-	19,446,503	20,527,054	1,080,551	6%
RESERVES	-	20,112,740	21,464,016	1,351,276	7%

50100 PROPERTY/CASUALTY INSURANCE FU

CHANGE IN FUND					
SOURCES	**2,147,171**	**2,387,973**	**2,523,213**	**135,240**	**6%**
340 CHARGES FOR SERVICES	2,101,141	2,372,973	2,428,213	55,240	2%
360 MISCELLANEOUS REVENUES	46,030	15,000	95,000	80,000	533%
USES	**2,319,261**	**2,423,954**	**2,430,068**	**6,114**	**0%**
510 PERSONNEL SERVICES	101,070	155,651	149,044	(6,607)	-4%
530 OPERATING EXPENDITURES	2,172,623	2,219,070	2,231,083	12,013	1%
540 INTERNAL SERVICE CHARGES	44,525	49,233	49,941	708	1%
590 INTERFUND TRANSFERS OUT	1,042	0	0	0	
CHANGE IN FUND Total	(172,090)	(35,981)	93,145	129,126	-359%
FUND BALANCE	-	5,162,644	5,299,198	136,554	3%
RESERVES	-	5,126,663	5,392,343	265,680	5%

50200 WORKERS COMPENSATION FUND

CHANGE IN FUND					
SOURCES	**2,315,419**	**2,026,563**	**2,927,045**	**900,482**	**44%**
340 CHARGES FOR SERVICES	2,205,116	1,996,563	2,827,045	830,482	42%
360 MISCELLANEOUS REVENUES	110,303	30,000	100,000	70,000	233%
USES	**2,202,848**	**2,505,544**	**2,675,208**	**169,663**	**7%**
510 PERSONNEL SERVICES	151,354	155,651	149,044	(6,607)	-4%
530 OPERATING EXPENDITURES	2,030,102	2,326,500	2,487,750	161,250	7%

BUDGET COMPARISON BY FUND

FUND NAME - ACCOUNT MAJOR	FY17 ACTUALS	FY18 ADOPTED BUDGET	FY19 PROPOSED BUDGET	VARIANCE	%
540 INTERNAL SERVICE CHARGES	21,002	23,393	38,413	15,021	64%
590 INTERFUND TRANSFERS OUT	389	0	0	0	
CHANGE IN FUND Total	112,571	(478,981)	251,837	730,819	-153%
FUND BALANCE	-	5,201,535	4,788,276	(413,259)	-8%
RESERVES	-	4,722,554	5,040,113	317,559	7%
50300 HEALTH INSURANCE FUND					
CHANGE IN FUND					
SOURCES	**20,956,705**	**21,337,260**	**24,953,982**	**3,616,722**	**17%**
340 CHARGES FOR SERVICES	20,411,049	21,002,260	24,308,982	3,306,722	16%
360 MISCELLANEOUS REVENUES	545,656	335,000	645,000	310,000	93%
USES	**19,834,260**	**21,388,572**	**24,539,663**	**3,151,092**	**15%**
510 PERSONNEL SERVICES	179,795	274,566	287,992	13,426	5%
530 OPERATING EXPENDITURES	19,469,420	20,901,209	23,993,146	3,091,937	15%
540 INTERNAL SERVICE CHARGES	185,045	212,797	258,525	45,728	21%
560 CAPITAL OUTLAY	-	0	0	0	
590 INTERFUND TRANSFERS OUT	-	0	0	0	
CHANGE IN FUND Total	1,122,445	(51,312)	414,319	465,630	-907%
FUND BALANCE	-	6,409,522	6,856,986	447,464	7%
RESERVES	-	6,358,210	7,271,305	913,095	14%
60301 BOCC AGENCY FUND					
CHANGE IN FUND					
SOURCES	**5,667**	**0**	**0**	**0**	**0%**
360 MISCELLANEOUS REVENUES	5,667	0	0	0	0%
USES	**290**	**0**	**18,000**	**18,000**	
530 OPERATING EXPENDITURES	290	0	18,000	18,000	
CHANGE IN FUND Total	5,377	0	(18,000)	(18,000)	0%
FUND BALANCE	-	0	18,000	18,000	0%
60303 LIBRARIES-DESIGNATED					
CHANGE IN FUND					
SOURCES	**48,321**	**24,000**	**50,000**	**26,000**	**108%**
360 MISCELLANEOUS REVENUES	48,321	24,000	50,000	26,000	108%
USES	**70,616**	**49,000**	**50,000**	**1,000**	**2%**
530 OPERATING EXPENDITURES	37,864	49,000	50,000	1,000	2%
540 INTERNAL SERVICE CHARGES	-	0	0	0	
560 CAPITAL OUTLAY	32,752	0	0	0	
CHANGE IN FUND Total	(22,296)	(25,000)	0	25,000	-100%
FUND BALANCE	-	25,000	0	(25,000)	-100%
60304 ANIMAL CONTROL					
CHANGE IN FUND					
SOURCES	**25,304**	**20,000**	**20,000**	**0**	**0%**
360 MISCELLANEOUS REVENUES	25,304	20,000	20,000	0	0%
USES	**14,802**	**20,000**	**150,925**	**130,925**	**655%**

BUDGET COMPARISON BY FUND

FUND NAME - ACCOUNT MAJOR	FY17 ACTUALS	FY18 ADOPTED BUDGET	FY19 PROPOSED BUDGET	VARIANCE	%
530 OPERATING EXPENDITURES	14,802	20,000	150,925	130,925	655%
560 CAPITAL OUTLAY	-	0	0	0	
CHANGE IN FUND Total	10,501	0	(130,925)	(130,925)	0%
FUND BALANCE	-	0	130,925	130,925	0%
60305 HISTORICAL COMMISSION					
CHANGE IN FUND					
SOURCES	**182**	**0**	**0**	**0**	**0%**
360 MISCELLANEOUS REVENUES	182	0	0	0	0%
USES	**-**	**22,431**	**1,000**	**(21,431)**	**-96%**
530 OPERATING EXPENDITURES	-	22,431	1,000	(21,431)	-96%
CHANGE IN FUND Total	182	(22,431)	(1,000)	21,431	-96%
FUND BALANCE	-	22,431	1,000	(21,431)	-96%
60307 4-H COUNSEL COOP EXTENSION					
CHANGE IN FUND					
SOURCES	**43**	**0**	**0**	**0**	**0%**
360 MISCELLANEOUS REVENUES	43	0	0	0	0%
USES	**24,431**	**0**	**0**	**0**	
530 OPERATING EXPENDITURES	12,519	0	0	0	
560 CAPITAL OUTLAY	-	0	0	0	
580 GRANTS & AIDS	11,911	0	0	0	
CHANGE IN FUND Total	(24,387)	0	0	0	0%
60308 ADULT DRUG COURT					
CHANGE IN FUND					
SOURCES	**67,581**	**0**	**0**	**0**	**0%**
350 JUDGEMENTS FINES & FORFEIT	66,478	0	0	0	0%
360 MISCELLANEOUS REVENUES	1,104	0	0	0	0%
USES	**46,640**	**0**	**0**	**0**	
530 OPERATING EXPENDITURES	46,640	0	0	0	
CHANGE IN FUND Total	20,942	0	0	0	0%
60310 EXTENSION SERVICE PROGRAMS					
CHANGE IN FUND					
SOURCES	**148**	**0**	**0**	**0**	**0%**
360 MISCELLANEOUS REVENUES	148	0	0	0	0%
USES	**8,613**	**0**	**0**	**0**	
530 OPERATING EXPENDITURES	8,613	0	0	0	
540 INTERNAL SERVICE CHARGES	-	0	0	0	
560 CAPITAL OUTLAY	-	0	0	0	
CHANGE IN FUND Total	(8,465)	0	0	0	0%

BUDGET DOCUMENT

01 ADMINISTRATION DEPARTMENT

17-92 COMMUNITY REDEVELOPMENT
ANIMAL SERVICES
BENEFITS
BOARD OF COUNTY COMMISSIONERS
COUNTY ATTORNEY
COUNTY MANAGER
E-911
ECONOMIC DEV & COMMUNITY RELATIONS
EMERGENCY MANAGEMENT
HUMAN RESOURCES
OFFICE OF ORGANIZATIONAL EXCELLENCE
TELECOMMUNICATIONS

ADMINISTRATION

EXCLUDES INTERNAL SERVICE CHARGES AND CONTRAS	FY17 ACTUALS	FY18 ADOPTED BUDGET	FY19 PROPOSED BUDGET	VARIANCE	%
01 BASE BUDGETS					
01 17-92 COMMUNITY REDEVELOPME	1,552,222	478,458	0	(478,458)	-100%
01 ANIMAL SERVICES	1,884,340	2,101,654	2,159,167	57,513	3%
01 BENEFITS	19,599,430	21,140,775	24,263,638	3,122,863	15%
01 BOARD OF COUNTY COMMISSIONE	1,041,291	1,117,292	1,155,464	38,172	3%
01 COUNTY ATTORNEY	1,351,221	1,737,919	1,548,339	(189,581)	-11%
01 COUNTY MANAGER	1,052,020	1,116,049	1,157,901	41,852	4%
01 E-911	1,839,399	2,071,261	2,095,303	24,042	1%
01 ECONOMIC DEV & COMMUNITY RE	4,309,979	5,364,930	5,665,902	300,973	6%
01 EMERGENCY MANAGEMENT	591,863	393,033	424,057	31,024	8%
01 HUMAN RESOURCES	837,449	840,510	892,614	52,103	6%
01 OFFICE OF ORGANIZATIONAL EX	133,744	245,541	149,238	(96,302)	-39%
01 TELECOMMUNICATIONS	2,322,466	2,687,326	2,778,539	91,213	3%
01 BASE BUDGETS Total	**36,515,425**	**39,294,747**	**42,290,162**	**2,995,415**	**8%**
02 FLEET					
01 ANIMAL SERVICES	-	32,611	172,644	140,033	429%
01 E-911	-	0	19,415	19,415	
01 EMERGENCY MANAGEMENT	-	25,754	12,192	(13,562)	-53%
01 TELECOMMUNICATIONS	-	22,100	0	(22,100)	-100%
02 FLEET Total	**-**	**80,465**	**204,251**	**123,786**	**154%**
03 EQUIPMENT					
01 E-911	-	0	0	0	
01 ECONOMIC DEV & COMMUNITY RE	36,925	0	0	0	
01 HUMAN RESOURCES	5,374	0	0	0	
03 EQUIPMENT Total	**42,299**	**0**	**0**	**0**	
04 FACILITIES PROJECTS					
01 ANIMAL SERVICES	-	50,000	0	(50,000)	-100%
04 FACILITIES PROJECTS Total	**-**	**50,000**	**0**	**(50,000)**	**-100%**
05 PROJECTS					
01 17-92 COMMUNITY REDEVELOPME	594,478	0	0	0	
01 ANIMAL SERVICES	-	0	0	0	
01 BENEFITS	49,785	35,000	17,500	(17,500)	-50%
01 COUNTY MANAGER	-	0	0	0	
01 E-911	646,870	48,500	0	(48,500)	-100%
01 ECONOMIC DEV & COMMUNITY RE	40,863	0	0	0	
01 EMERGENCY MANAGEMENT	119,615	0	0	0	
01 TELECOMMUNICATIONS	158,908	0	160,000	160,000	
05 PROJECTS Total	**1,610,518**	**83,500**	**177,500**	**94,000**	**113%**
06 GRANTS					
01 ANIMAL SERVICES	14,802	20,000	150,925	130,925	655%
01 ECONOMIC DEV & COMMUNITY RE	1,160	0	0	0	
01 EMERGENCY MANAGEMENT	276,888	41,056	0	(41,056)	-100%
06 GRANTS Total	**292,850**	**61,056**	**150,925**	**89,869**	**147%**

ADMINISTRATION

EXCLUDES INTERNAL SERVICE CHARGES AND CONTRAS	FY17 ACTUALS	FY18 ADOPTED BUDGET	FY19 PROPOSED BUDGET	VARIANCE	%
Grand Total	**38,461,093**	**39,569,767**	**42,822,838**	**3,253,071**	**8%**

ADMINISTRATION

EXCLUDES INTERNAL SERVICE CHARGES AND CONTRAS	FY17 ACTUALS	FY18 ADOPTED BUDGET	FY19 PROPOSED BUDGET	VARIANCE	%
01 17-92 COMMUNITY REDEVELOPME					
510 PERSONNEL SERVICES					
510120 REGULAR SALARIES	77,276	100,589	0	(100,589)	-100%
510150 SPECIAL PAY	990	990	0	(990)	-100%
510210 SOCIAL SECURITY MATCHING	5,731	7,672	0	(7,672)	-100%
510220 RETIREMENT CONTRIBUTIONS	10,526	13,058	0	(13,058)	-100%
510230 HEALTH AND LIFE INSURANCE	12,423	18,119	0	(18,119)	-100%
510240 WORKERS COMPENSATION	224	271	0	(271)	-100%
510 PERSONNEL SERVICES Total	**107,171**	**140,699**	**0**	**(140,699)**	**-100%**
530 OPERATING EXPENDITURES					
530310 PROFESSIONAL SERVICES	225,542	0	0	0	
530400 TRAVEL AND PER DIEM	-	0	0	0	
530401 TRAVEL - TRAINING RELATED	-	800	0	(800)	-100%
530420 TRANSPORTATION	-	0	0	0	
530430 UTILITIES - ELECTRICITY	9,533	15,000	0	(15,000)	-100%
530460 REPAIRS AND MAINTENANCE	15,846	92,000	0	(92,000)	-100%
530470 PRINTING AND BINDING	-	0	0	0	
530480 PROMOTIONAL ACTIVITIES	-	0	0	0	
530490 OTHER CHARGES/OBLIGATIONS	118	300	0	(300)	-100%
530510 OFFICE SUPPLIES	70	250	0	(250)	-100%
530520 OPERATING SUPPLIES	135	250	0	(250)	-100%
530540 BOOKS, DUES PUBLICATIONS	545	575	0	(575)	-100%
530550 TRAINING	-	400	0	(400)	-100%
530 OPERATING EXPENDITURES Total	**251,788**	**109,575**	**0**	**(109,575)**	**-100%**
560 CAPITAL OUTLAY					
560650 CONSTRUCTION IN PROGRESS	-	0	0	0	
560680 DESIGN	-	0	0	0	
560 CAPITAL OUTLAY Total	**-**	**0**	**0**	**0**	
580 GRANTS & AIDS					
580811 AID TO GOVERNMENTAL AGENCIES	717,120	228,184	0	(228,184)	-100%
580821 AID TO PRIVATE ORGANIZATIONS	1,070,621	0	0	0	
580 GRANTS & AIDS Total	**1,787,741**	**228,184**	**0**	**(228,184)**	**-100%**
590 INTERFUND TRANSFERS OUT					
590910 INTERFUND TRANSFER	-	0	0	0	
590 INTERFUND TRANSFERS OUT Total	**-**	**0**	**0**	**0**	
01 17-92 COMMUNITY REDEVELOPME Total	**2,146,700**	**478,458**	**0**	**(478,458)**	**-100%**

ADMINISTRATION

EXCLUDES INTERNAL SERVICE CHARGES AND CONTRAS	FY17 ACTUALS	FY18 ADOPTED BUDGET	FY19 PROPOSED BUDGET	VARIANCE	%
01 ANIMAL SERVICES					
510 PERSONNEL SERVICES					
510120 REGULAR SALARIES	1,014,715	1,096,791	1,133,180	36,389	3%
510140 OVERTIME	90,497	72,562	72,562	0	0%
510150 SPECIAL PAY	1,950	2,400	1,200	(1,200)	-50%
510210 SOCIAL SECURITY MATCHING	81,344	88,758	95,187	6,429	7%
510220 RETIREMENT CONTRIBUTIONS	87,066	94,072	105,205	11,133	12%
510230 HEALTH AND LIFE INSURANCE	291,234	315,458	386,397	70,939	22%
510240 WORKERS COMPENSATION	13,495	16,301	18,207	1,906	12%
510 PERSONNEL SERVICES Total	**1,580,301**	**1,686,342**	**1,811,937**	**125,595**	**7%**
530 OPERATING EXPENDITURES					
530310 PROFESSIONAL SERVICES	100,744	174,400	33,600	(140,800)	-81%
530340 OTHER SERVICES	-	1,700	1,700	0	0%
530400 TRAVEL AND PER DIEM	1,295	1,750	1,000	(750)	-43%
530401 TRAVEL - TRAINING RELATED	2,618	2,100	2,100	0	0%
530439 UTILITIES - OTHER	16,937	20,500	19,600	(900)	-4%
530450 INSURANCE PREMIUMS	-	0	41,976	41,976	
530460 REPAIRS AND MAINTENANCE	9,061	10,620	10,620	0	0%
530470 PRINTING AND BINDING	1,863	2,000	3,000	1,000	50%
530480 PROMOTIONAL ACTIVITIES	1,120	1,500	1,500	0	0%
530490 OTHER CHARGES/OBLIGATIONS	14,258	13,100	11,100	(2,000)	-15%
530499 OPERATING CONTINGENCY	-	20,000	150,925	130,925	655%
530510 OFFICE SUPPLIES	2,979	3,000	3,000	0	0%
530520 OPERATING SUPPLIES	145,590	156,850	188,700	31,850	20%
530522 TECHNOLOGY SUPPLIES AND SOFTW	18,704	21,792	23,334	1,542	7%
530540 BOOKS, DUES PUBLICATIONS	599	950	950	0	0%
530550 TRAINING	3,075	5,050	5,050	0	0%
530 OPERATING EXPENDITURES Total	**318,842**	**435,312**	**498,155**	**62,843**	**14%**
560 CAPITAL OUTLAY					
560620 BUILDINGS	-	50,000	0	(50,000)	-100%
560630 IMPROVEMENTS OTH THAN BLD	-	0	0	0	
560642 EQUIPMENT >$4999	-	32,611	172,644	140,033	429%
560650 CONSTRUCTION IN PROGRESS	-	0	0	0	
560 CAPITAL OUTLAY Total	**-**	**82,611**	**172,644**	**90,033**	**109%**
01 ANIMAL SERVICES Total	**1,899,143**	**2,204,265**	**2,482,736**	**278,471**	**13%**

ADMINISTRATION

EXCLUDES INTERNAL SERVICE CHARGES AND CONTRAS	FY17 ACTUALS	FY18 ADOPTED BUDGET	FY19 PROPOSED BUDGET	VARIANCE	%
01 BENEFITS					
510 PERSONNEL SERVICES					
510120 REGULAR SALARIES	102,845	191,350	201,707	10,357	5%
510140 OVERTIME	540	0	0	0	
510150 SPECIAL PAY	511	825	825	0	0%
510210 SOCIAL SECURITY MATCHING	7,263	14,537	15,278	740	5%
510220 RETIREMENT CONTRIBUTIONS	11,384	18,478	20,896	2,418	13%
510230 HEALTH AND LIFE INSURANCE	57,010	48,862	48,827	(36)	0%
510240 WORKERS COMPENSATION	242	513	459	(54)	-10%
510 PERSONNEL SERVICES Total	**179,795**	**274,566**	**287,992**	**13,426**	**5%**
530 OPERATING EXPENDITURES					
530310 PROFESSIONAL SERVICES	85,250	106,960	107,460	500	0%
530340 OTHER SERVICES	769,430	865,391	862,841	(2,550)	0%
530400 TRAVEL AND PER DIEM	-	1,050	1,050	0	0%
530420 TRANSPORTATION	(633)	0	0	0	
530440 RENTAL AND LEASES	-	404	404	0	0%
530450 INSURANCE PREMIUMS	997,291	1,255,452	1,256,939	1,487	0%
530451 BCC INSURANCE CLAIMS	14,726,730	14,883,063	17,280,000	2,396,937	16%
530452 NON-BCC INSURANCE CLAIMS	2,873,530	3,616,937	4,320,000	703,063	19%
530460 REPAIRS AND MAINTENANCE	-	10,000	10,000	0	0%
530490 OTHER CHARGES/OBLIGATIONS	6,851	127,452	127,452	0	0%
530510 OFFICE SUPPLIES	59	250	250	0	0%
530520 OPERATING SUPPLIES	4,016	7,350	7,350	0	0%
530521 EQUIPMENT $1000-$4999	6,500	25,000	17,500	(7,500)	-30%
530540 BOOKS, DUES PUBLICATIONS	395	500	500	0	0%
530550 TRAINING	-	1,400	1,400	0	0%
530 OPERATING EXPENDITURES Total	**19,469,420**	**20,901,209**	**23,993,146**	**3,091,937**	**15%**
560 CAPITAL OUTLAY					
560642 EQUIPMENT >$4999	-	0	0	0	
560 CAPITAL OUTLAY Total	**-**	**0**	**0**	**0**	
590 INTERFUND TRANSFERS OUT					
590910 INTERFUND TRANSFER	-	0	0	0	
590 INTERFUND TRANSFERS OUT Total	**-**	**0**	**0**	**0**	
01 BENEFITS Total	**19,649,215**	**21,175,775**	**24,281,138**	**3,105,363**	**15%**

ADMINISTRATION

EXCLUDES INTERNAL SERVICE CHARGES AND CONTRAS	FY17 ACTUALS	FY18 ADOPTED BUDGET	FY19 PROPOSED BUDGET	VARIANCE	%
01 BOARD OF COUNTY COMMISSIONE					
510 PERSONNEL SERVICES					
510110 EXECUTIVE SALARIES	401,597	409,603	422,638	13,036	3%
510120 REGULAR SALARIES	287,722	306,748	306,719	(29)	0%
510140 OVERTIME	20	0	0	0	
510150 SPECIAL PAY	600	600	600	0	0%
510210 SOCIAL SECURITY MATCHING	50,700	54,258	54,600	342	1%
510220 RETIREMENT CONTRIBUTIONS	182,388	195,803	207,530	11,727	6%
510230 HEALTH AND LIFE INSURANCE	112,294	126,315	139,685	13,370	11%
510240 WORKERS COMPENSATION	1,382	1,915	1,642	(273)	-14%
510 PERSONNEL SERVICES Total	**1,036,704**	**1,095,242**	**1,133,414**	**38,172**	**3%**
530 OPERATING EXPENDITURES					
530310 PROFESSIONAL SERVICES	-	0	0	0	
530400 TRAVEL AND PER DIEM	1,613	9,500	9,500	0	0%
530470 PRINTING AND BINDING	-	125	125	0	0%
530490 OTHER CHARGES/OBLIGATIONS	-	425	425	0	0%
530510 OFFICE SUPPLIES	1,436	1,500	1,500	0	0%
530520 OPERATING SUPPLIES	-	500	500	0	0%
530540 BOOKS, DUES PUBLICATIONS	1,539	10,000	10,000	0	0%
530550 TRAINING	-	0	0	0	
530 OPERATING EXPENDITURES Total	**4,588**	**22,050**	**22,050**	**0**	**0%**
01 BOARD OF COUNTY COMMISSIONE Total	**1,041,291**	**1,117,292**	**1,155,464**	**38,172**	**3%**

ADMINISTRATION

EXCLUDES INTERNAL SERVICE CHARGES AND CONTRAS	FY17 ACTUALS	FY18 ADOPTED BUDGET	FY19 PROPOSED BUDGET	VARIANCE	%
01 COUNTY ATTORNEY					
510 PERSONNEL SERVICES					
510120 REGULAR SALARIES	912,742	1,189,522	988,016	(201,506)	-17%
510130 OTHER PERSONAL SERVICES	-	0	0	0	
510140 OVERTIME	1,263	0	0	0	
510150 SPECIAL PAY	-	0	2,400	2,400	
510210 SOCIAL SECURITY MATCHING	61,309	90,296	93,927	3,632	4%
510220 RETIREMENT CONTRIBUTIONS	123,680	150,369	163,184	12,815	9%
510230 HEALTH AND LIFE INSURANCE	138,631	182,310	175,937	(6,373)	-3%
510240 WORKERS COMPENSATION	1,850	2,636	2,087	(548)	-21%
510 PERSONNEL SERVICES Total	**1,239,475**	**1,615,132**	**1,425,552**	**(189,581)**	**-12%**
530 OPERATING EXPENDITURES					
530310 PROFESSIONAL SERVICES	47,378	45,204	45,204	0	0%
530330 COURT REPORTER SERVICES	-	3,000	3,000	0	0%
530400 TRAVEL AND PER DIEM	29	2,200	2,200	0	0%
530401 TRAVEL - TRAINING RELATED	4,161	4,000	4,000	0	0%
530420 TRANSPORTATION	70	200	200	0	0%
530460 REPAIRS AND MAINTENANCE	-	500	500	0	0%
530470 PRINTING AND BINDING	3,546	7,200	7,200	0	0%
530490 OTHER CHARGES/OBLIGATIONS	47	200	200	0	0%
530510 OFFICE SUPPLIES	10,665	4,000	4,000	0	0%
530520 OPERATING SUPPLIES	466	500	500	0	0%
530540 BOOKS, DUES PUBLICATIONS	41,107	49,183	49,183	0	0%
530550 TRAINING	4,276	6,600	6,600	0	0%
530 OPERATING EXPENDITURES Total	**111,746**	**122,787**	**122,787**	**0**	**0%**
01 COUNTY ATTORNEY Total	**1,351,221**	**1,737,919**	**1,548,339**	**(189,581)**	**-11%**

ADMINISTRATION

EXCLUDES INTERNAL SERVICE CHARGES AND CONTRAS	FY17 ACTUALS	FY18 ADOPTED BUDGET	FY19 PROPOSED BUDGET	VARIANCE	%
01 COUNTY MANAGER					
510 PERSONNEL SERVICES					
510120 REGULAR SALARIES	616,624	637,772	656,904	19,132	3%
510140 OVERTIME	1,864	0	0	0	
510150 SPECIAL PAY	10,980	7,200	7,200	0	0%
510210 SOCIAL SECURITY MATCHING	40,893	48,306	49,756	1,449	3%
510220 RETIREMENT CONTRIBUTIONS	114,180	120,097	130,841	10,744	9%
510230 HEALTH AND LIFE INSURANCE	72,054	87,966	98,703	10,736	12%
510240 WORKERS COMPENSATION	1,305	1,705	1,496	(209)	-12%
510 PERSONNEL SERVICES Total	**857,900**	**903,046**	**944,898**	**41,852**	**5%**
530 OPERATING EXPENDITURES					
530310 PROFESSIONAL SERVICES	-	0	0	0	
530340 OTHER SERVICES	132,000	140,000	140,000	0	0%
530400 TRAVEL AND PER DIEM	655	2,250	2,250	0	0%
530470 PRINTING AND BINDING	-	0	0	0	
530490 OTHER CHARGES/OBLIGATIONS	1,194	2,500	2,500	0	0%
530510 OFFICE SUPPLIES	200	1,000	1,000	0	0%
530520 OPERATING SUPPLIES	873	1,000	1,000	0	0%
530540 BOOKS, DUES PUBLICATIONS	59,198	66,253	66,253	0	0%
530 OPERATING EXPENDITURES Total	**194,119**	**213,003**	**213,003**	**0**	**0%**
560 CAPITAL OUTLAY					
560610 LAND	-	0	0	0	
560630 IMPROVEMENTS OTH THAN BLD	-	0	0	0	
560 CAPITAL OUTLAY Total	**-**	**0**	**0**	**0**	
580 GRANTS & AIDS					
580811 AID TO GOVERNMENTAL AGENCIES	-	0	0	0	
580 GRANTS & AIDS Total	**-**	**0**	**0**	**0**	
01 COUNTY MANAGER Total	**1,052,020**	**1,116,049**	**1,157,901**	**41,852**	**4%**

ADMINISTRATION

EXCLUDES INTERNAL SERVICE CHARGES AND CONTRAS	FY17 ACTUALS	FY18 ADOPTED BUDGET	FY19 PROPOSED BUDGET	VARIANCE	%
01 E-911					
510 PERSONNEL SERVICES					
510120 REGULAR SALARIES	340,541	364,620	368,313	3,693	1%
510140 OVERTIME	16,686	1,560	1,560	(0)	0%
510150 SPECIAL PAY	-	0	0	0	
510210 SOCIAL SECURITY MATCHING	26,122	25,854	28,016	2,163	8%
510220 RETIREMENT CONTRIBUTIONS	30,705	29,690	33,543	3,853	13%
510230 HEALTH AND LIFE INSURANCE	79,987	85,105	101,212	16,107	19%
510240 WORKERS COMPENSATION	3,854	912	842	(70)	-8%
510 PERSONNEL SERVICES Total	**497,895**	**507,741**	**533,487**	**25,746**	**5%**
530 OPERATING EXPENDITURES					
530310 PROFESSIONAL SERVICES	-	6,000	0	(6,000)	-100%
530400 TRAVEL AND PER DIEM	1,720	100	100	0	0%
530401 TRAVEL - TRAINING RELATED	716	7,280	9,080	1,800	25%
530410 COMMUNICATIONS	547,431	770,245	772,245	2,000	0%
530450 INSURANCE PREMIUMS	-	0	256	256	
530460 REPAIRS AND MAINTENANCE	213,686	201,428	201,428	0	0%
530480 PROMOTIONAL ACTIVITIES	-	5,000	5,000	0	0%
530490 OTHER CHARGES/OBLIGATIONS	50	0	0	0	
530510 OFFICE SUPPLIES	336	1,145	1,145	0	0%
530520 OPERATING SUPPLIES	676	1,800	1,800	0	0%
530521 EQUIPMENT $1000-$4999	-	0	0	0	
530522 TECHNOLOGY SUPPLIES AND SOFTW	14,952	18,004	18,004	0	0%
530540 BOOKS, DUES PUBLICATIONS	548	1,080	1,320	240	22%
530550 TRAINING	7,380	7,050	7,050	0	0%
530 OPERATING EXPENDITURES Total	**787,495**	**1,019,132**	**1,017,428**	**(1,704)**	**0%**
560 CAPITAL OUTLAY					
560642 EQUIPMENT >$4999	-	48,500	19,415	(29,085)	-60%
560650 CONSTRUCTION IN PROGRESS	646,870	0	0	0	
560 CAPITAL OUTLAY Total	**646,870**	**48,500**	**19,415**	**(29,085)**	**-60%**
580 GRANTS & AIDS					
580811 AID TO GOVERNMENTAL AGENCIES	129,010	119,388	119,388	0	0%
580 GRANTS & AIDS Total	**129,010**	**119,388**	**119,388**	**0**	**0%**
596 TRANSFERS TO CONSTITUTIONA					
590963 SHERIFF TRANSFER	425,000	425,000	425,000	0	0%
596 TRANSFERS TO CONSTITUTIONA Total	**425,000**	**425,000**	**425,000**	**0**	**0%**
01 E-911 Total	**2,486,269**	**2,119,761**	**2,114,718**	**(5,043)**	**0%**

ADMINISTRATION

EXCLUDES INTERNAL SERVICE CHARGES AND CONTRAS	FY17 ACTUALS	FY18 ADOPTED BUDGET	FY19 PROPOSED BUDGET	VARIANCE	%
01 ECONOMIC DEV & COMMUNITY RE					
510 PERSONNEL SERVICES					
510120 REGULAR SALARIES	776,959	913,644	971,709	58,066	6%
510140 OVERTIME	12,783	0	0	0	
510150 SPECIAL PAY	3,460	3,510	4,500	990	28%
510210 SOCIAL SECURITY MATCHING	57,807	69,278	73,656	4,377	6%
510220 RETIREMENT CONTRIBUTIONS	76,278	88,152	102,349	14,197	16%
510230 HEALTH AND LIFE INSURANCE	154,398	187,773	200,610	12,837	7%
510240 WORKERS COMPENSATION	2,710	2,445	2,214	(231)	-9%
510 PERSONNEL SERVICES Total	**1,084,396**	**1,264,802**	**1,355,038**	**90,237**	**7%**
530 OPERATING EXPENDITURES					
530310 PROFESSIONAL SERVICES	897,353	1,594,590	1,640,490	45,900	3%
530340 OTHER SERVICES	892,505	228,060	275,400	47,340	21%
530400 TRAVEL AND PER DIEM	5,400	9,000	12,060	3,060	34%
530401 TRAVEL - TRAINING RELATED	413	16,500	16,500	0	0%
530402 TRAVEL - TRAINING NON-EMPLOYEE	16,777	0	0	0	
530420 TRANSPORTATION	-	0	0	0	
530430 UTILITIES - ELECTRICITY	1,399	1,600	0	(1,600)	-100%
530440 RENTAL AND LEASES	94,192	100,735	147,514	46,779	46%
530450 INSURANCE PREMIUMS	-	0	2,529	2,529	
530460 REPAIRS AND MAINTENANCE	14,521	9,950	10,000	50	1%
530470 PRINTING AND BINDING	16,961	20,500	16,000	(4,500)	-22%
530480 PROMOTIONAL ACTIVITIES	337,485	611,013	555,500	(55,513)	-9%
530490 OTHER CHARGES/OBLIGATIONS	-	0	0	0	
530510 OFFICE SUPPLIES	1,255	9,475	2,875	(6,600)	-70%
530520 OPERATING SUPPLIES	7,898	2,000	1,500	(500)	-25%
530521 EQUIPMENT $1000-$4999	10,416	10,150	15,000	4,850	48%
530522 TECHNOLOGY SUPPLIES AND SOFTW	8,619	1,700	0	(1,700)	-100%
530540 BOOKS, DUES PUBLICATIONS	16,102	25,795	25,795	0	0%
530550 TRAINING	395	12,000	24,000	12,000	100%
530 OPERATING EXPENDITURES Total	**2,321,692**	**2,653,068**	**2,745,163**	**92,095**	**3%**
560 CAPITAL OUTLAY					
560640 EQUIPMENT	-	0	0	0	
560642 EQUIPMENT >$4999	25,107	0	0	0	
560 CAPITAL OUTLAY Total	**25,107**	**0**	**0**	**0**	
570 DEBT SERVICE					
570710 PRINCIPAL	-	0	270,833	270,833	
570720 INTEREST	-	50,000	35,000	(15,000)	-30%
570 DEBT SERVICE Total	**-**	**50,000**	**305,833**	**255,833**	**512%**
580 GRANTS & AIDS					
580811 AID TO GOVERNMENTAL AGENCIES	100,000	0	0	0	
580821 AID TO PRIVATE ORGANIZATIONS	857,732	1,397,060	1,259,868	(137,192)	-10%
580 GRANTS & AIDS Total	**957,732**	**1,397,060**	**1,259,868**	**(137,192)**	**-10%**
01 ECONOMIC DEV & COMMUNITY RE Total	**4,388,927**	**5,364,930**	**5,665,902**	**300,973**	**6%**

ADMINISTRATION

EXCLUDES INTERNAL SERVICE CHARGES AND CONTRAS	FY17 ACTUALS	FY18 ADOPTED BUDGET	FY19 PROPOSED BUDGET	VARIANCE	%
01 EMERGENCY MANAGEMENT					
510 PERSONNEL SERVICES					
510120 REGULAR SALARIES	353,948	300,457	276,528	(23,929)	-8%
510125 PART-TIME PERSONNEL	50,962	0	0	0	
510130 OTHER PERSONAL SERVICES	-	0	0	0	
510140 OVERTIME	18,520	3,605	3,605	0	0%
510150 SPECIAL PAY	150	1,200	0	(1,200)	-100%
510210 SOCIAL SECURITY MATCHING	23,898	24,943	24,489	(454)	-2%
510220 RETIREMENT CONTRIBUTIONS	23,443	25,538	26,072	534	2%
510230 HEALTH AND LIFE INSURANCE	39,269	47,466	57,619	10,153	21%
510240 WORKERS COMPENSATION	4,043	880	1,540	660	75%
510 PERSONNEL SERVICES Total	**514,234**	**404,089**	**389,853**	**(14,236)**	**-4%**
530 OPERATING EXPENDITURES					
530310 PROFESSIONAL SERVICES	7,888	0	0	0	
530340 OTHER SERVICES	43,340	0	0	0	
530400 TRAVEL AND PER DIEM	2,956	0	0	0	
530401 TRAVEL - TRAINING RELATED	7,057	0	0	0	
530410 COMMUNICATIONS	17,720	6,000	6,000	0	0%
530430 UTILITIES - ELECTRICITY	-	0	0	0	
530440 RENTAL AND LEASES	600	0	0	0	
530450 INSURANCE PREMIUMS	-	0	4,204	4,204	
530460 REPAIRS AND MAINTENANCE	-	0	0	0	
530470 PRINTING AND BINDING	1,849	0	0	0	
530480 PROMOTIONAL ACTIVITIES	11,094	0	0	0	
530490 OTHER CHARGES/OBLIGATIONS	276	0	0	0	
530499 OPERATING CONTINGENCY	-	0	0	0	
530510 OFFICE SUPPLIES	7,317	0	0	0	
530520 OPERATING SUPPLIES	137,488	14,000	2,500	(11,500)	-82%
530521 EQUIPMENT $1000-$4999	14,097	0	0	0	
530522 TECHNOLOGY SUPPLIES AND SOFTW	17,877	0	11,500	11,500	
530540 BOOKS, DUES PUBLICATIONS	2,809	0	0	0	
530550 TRAINING	30,206	10,000	10,000	0	0%
530 OPERATING EXPENDITURES Total	**302,572**	**30,000**	**34,204**	**4,204**	**14%**
560 CAPITAL OUTLAY					
560620 BUILDINGS	-	0	0	0	
560642 EQUIPMENT >$4999	-	25,754	12,192	(13,562)	-53%
560646 CAPITAL SOFTWARE>$4,999	22,042	0	0	0	
560650 CONSTRUCTION IN PROGRESS	149,518	0	0	0	
560 CAPITAL OUTLAY Total	**171,560**	**25,754**	**12,192**	**(13,562)**	**-53%**
580 GRANTS & AIDS					
580811 AID TO GOVERNMENTAL AGENCIES	-	0	0	0	
580 GRANTS & AIDS Total	**-**	**0**	**0**	**0**	
01 EMERGENCY MANAGEMENT Total	**988,366**	**459,843**	**436,249**	**(23,594)**	**-5%**

ADMINISTRATION

EXCLUDES INTERNAL SERVICE CHARGES AND CONTRAS	FY17 ACTUALS	FY18 ADOPTED BUDGET	FY19 PROPOSED BUDGET	VARIANCE	%
01 HUMAN RESOURCES					
510 PERSONNEL SERVICES					
510120 REGULAR SALARIES	489,967	457,877	483,330	25,453	6%
510125 PART-TIME PERSONNEL	-	0	0	0	
510130 OTHER PERSONAL SERVICES	-	0	0	0	
510140 OVERTIME	8,158	0	0	0	
510150 SPECIAL PAY	1,533	2,475	2,475	0	0%
510210 SOCIAL SECURITY MATCHING	36,142	34,689	36,617	1,928	6%
510220 RETIREMENT CONTRIBUTIONS	47,843	45,292	51,795	6,503	14%
510230 HEALTH AND LIFE INSURANCE	108,312	109,886	124,329	14,444	13%
510240 WORKERS COMPENSATION	999	1,224	1,101	(123)	-10%
510 PERSONNEL SERVICES Total	**692,954**	**651,444**	**699,648**	**48,203**	**7%**
530 OPERATING EXPENDITURES					
530310 PROFESSIONAL SERVICES	39,873	30,000	38,000	8,000	27%
530340 OTHER SERVICES	42,314	17,000	18,500	1,500	9%
530400 TRAVEL AND PER DIEM	1,102	1,650	1,500	(150)	-9%
530401 TRAVEL - TRAINING RELATED	-	900	400	(500)	-56%
530420 TRANSPORTATION	-	0	0	0	
530460 REPAIRS AND MAINTENANCE	5,415	7,220	7,220	0	0%
530490 OTHER CHARGES/OBLIGATIONS	25,699	30,800	30,800	0	0%
530510 OFFICE SUPPLIES	1,482	3,000	3,000	0	0%
530520 OPERATING SUPPLIES	4,102	4,000	4,000	0	0%
530521 EQUIPMENT $1000-$4999	4,472	0	0	0	
530522 TECHNOLOGY SUPPLIES AND SOFTW	21,181	27,746	27,746	0	0%
530540 BOOKS, DUES PUBLICATIONS	1,657	1,750	1,300	(450)	-26%
530550 TRAINING	2,573	65,000	60,500	(4,500)	-7%
530 OPERATING EXPENDITURES Total	**149,869**	**189,066**	**192,966**	**3,900**	**2%**
01 HUMAN RESOURCES Total	**842,824**	**840,510**	**892,614**	**52,103**	**6%**

ADMINISTRATION

EXCLUDES INTERNAL SERVICE CHARGES AND CONTRAS	FY17 ACTUALS	FY18 ADOPTED BUDGET	FY19 PROPOSED BUDGET	VARIANCE	%
01 OFFICE OF ORGANIZATIONAL EX					
510 PERSONNEL SERVICES					
510120 REGULAR SALARIES	93,096	182,299	81,539	(100,760)	-55%
510140 OVERTIME	3,679	0	0	0	
510150 SPECIAL PAY	1,042	600	600	0	0%
510210 SOCIAL SECURITY MATCHING	6,968	13,869	13,808	(60)	0%
510220 RETIREMENT CONTRIBUTIONS	11,307	14,358	14,909	551	4%
510230 HEALTH AND LIFE INSURANCE	16,951	31,066	35,107	4,041	13%
510240 WORKERS COMPENSATION	214	489	415	(74)	-15%
510 PERSONNEL SERVICES Total	**133,258**	**242,681**	**146,378**	**(96,302)**	**-40%**
530 OPERATING EXPENDITURES					
530400 TRAVEL AND PER DIEM	-	250	250	0	0%
530510 OFFICE SUPPLIES	-	400	400	0	0%
530520 OPERATING SUPPLIES	-	0	0	0	
530540 BOOKS, DUES PUBLICATIONS	486	1,070	1,070	0	0%
530550 TRAINING	-	1,140	1,140	0	0%
530 OPERATING EXPENDITURES Total	**486**	**2,860**	**2,860**	**0**	**0%**
01 OFFICE OF ORGANIZATIONAL EX Total	**133,744**	**245,541**	**149,238**	**(96,302)**	**-39%**

ADMINISTRATION

EXCLUDES INTERNAL SERVICE CHARGES AND CONTRAS	FY17 ACTUALS	FY18 ADOPTED BUDGET	FY19 PROPOSED BUDGET	VARIANCE	%
01 TELECOMMUNICATIONS					
510 PERSONNEL SERVICES					
510120 REGULAR SALARIES	516,095	542,975	559,264	16,289	3%
510140 OVERTIME	43,418	20,095	20,095	0	0%
510150 SPECIAL PAY	1,200	1,200	1,200	0	0%
510210 SOCIAL SECURITY MATCHING	41,221	42,664	43,897	1,234	3%
510220 RETIREMENT CONTRIBUTIONS	43,025	44,169	47,398	3,228	7%
510230 HEALTH AND LIFE INSURANCE	102,994	123,495	153,793	30,298	25%
510240 WORKERS COMPENSATION	9,494	13,122	12,696	(426)	-3%
510 PERSONNEL SERVICES Total	**757,448**	**787,720**	**838,343**	**50,623**	**6%**
530 OPERATING EXPENDITURES					
530310 PROFESSIONAL SERVICES	5,500	0	0	0	
530400 TRAVEL AND PER DIEM	1,365	1,000	2,000	1,000	100%
530401 TRAVEL - TRAINING RELATED	743	8,500	8,500	0	0%
530410 COMMUNICATIONS	1,284	1,740	1,740	0	0%
530420 TRANSPORTATION	500	2,000	2,000	0	0%
530450 INSURANCE PREMIUMS	-	0	10,141	10,141	
530460 REPAIRS AND MAINTENANCE	1,648,514	1,807,656	1,838,105	30,449	2%
530510 OFFICE SUPPLIES	697	750	750	0	0%
530520 OPERATING SUPPLIES	25,870	67,000	66,000	(1,000)	-1%
530521 EQUIPMENT $1000-$4999	2,400	0	0	0	
530522 TECHNOLOGY SUPPLIES AND SOFTW	108	0	0	0	
530540 BOOKS, DUES PUBLICATIONS	773	2,960	2,960	0	0%
530550 TRAINING	3,130	8,000	8,000	0	0%
530 OPERATING EXPENDITURES Total	**1,690,884**	**1,899,606**	**1,940,196**	**40,590**	**2%**
560 CAPITAL OUTLAY					
560620 BUILDINGS	-	0	160,000	160,000	
560630 IMPROVEMENTS OTH THAN BLD	-	0	0	0	
560642 EQUIPMENT >$4999	-	22,100	0	(22,100)	-100%
560646 CAPITAL SOFTWARE>$4,999	-	0	0	0	
560650 CONSTRUCTION IN PROGRESS	33,042	0	0	0	
560 CAPITAL OUTLAY Total	**33,042**	**22,100**	**160,000**	**137,900**	**624%**
01 TELECOMMUNICATIONS Total	**2,481,373**	**2,709,426**	**2,938,539**	**229,113**	**8%**

ADMINISTRATION DEPT EM-02

01 TELECOMMUNICATIONS - 00100 GENERAL FUND

CRITICAL INFRASTRUCTURE PROJECT

Priority:		**2**	**of**	**3**		
Justification:		(Limit to 1 Page)				

We are requesting this increase to the existing CIP as a result of a phased approach to the overall project. This will be Phase III of the project.

Structures to be updated are as follows:
- Civil Courthouse
- Juvenile Detention Center
- Central Florida Regional
- Florida Hospital Altamonte Springs
- South Seminole Community Hospital
- County Services Building
- Fire Training Center

Background: Under Presidential Policy Directive 21 and the NIPP 2013 plan which governs Critical Infrastructure and more specifically the Communications Sector to ensure our First Responder can carry-out their mission critical two-way voice communications when inside specific structures in the County. NIPP 2013 is being issued in response to Presidential Policy Directive-21 on Critical Infrastructure Security and Resilience and was developed through a collaborative process involving stakeholders from all 16 critical infrastructure sectors, all 50 states, and from all levels of government and industry. Accordingly, FCC 47 CFR 90.219 and NFPA 72 apply directly to this project scope and justification.

Additional Staff Required (List FTEs in Justification):	**#**	
Additional Equipment or Vehicle Needs (List in Justification):	○ **YES**	◉ **NO**

FIVE YEAR FINANCIAL IMPACT

FISCAL YEAR	EXPENDITURE INCREASES	EXPENDITURE SAVINGS	REVENUES	NET	NOTES
FY 2018/19	160,000			160,000	
FY 2019/20	100,000			100,000	
FY 2020/21				-	
FY 2021/22				-	
FY 2022/23				-	
			TOTAL	**260,000**	

ADMINISTRATION DEPT ED-01

01 17-92 COMMUNITY REDEVELOPMENT - 13300 17/92 REDEVELOPMENT TI FUND

CRA PROJECTS

Priority:		**1**	**of**	**1**		
Justification:						

- The 17-92 CRA consisting of the County and Cities of Casselberry, Lake May, Winter Springs and Sanford sunset on December 31, 2017
- Annual savings to the County General fund is $1.3M; Fire Fund $390K; and Transportation Trust $7,800
- On March 28, 2018, a preliminary refund of uncommitted trust fund reserves totaling $11,435,426 was proportionately returned to the County and participating cities based on tax increment payments made into the CRA during the term of the trust fund. Final refunds will be forthcoming based on FY 2017/18 year end balances and project close-outs.
- Outstanding CRA Board approved projects include:

CRA Project:	FY18 Budget	Agreement Term Date
Sanford Beautification Park Dr to 1st St	$ 1,991,916	12/8/2018
Winter Springs FL Avenue Streetscape	451,786	9/2/2018
LM Gateway Streetscape 17/92 and Weldon	355,471	5/19/2019
County - Sunland Park Improvements	225,000	8/23/2019
County-Spartan Road Left Turn Lane	424,610	Jun-18
County-Reagan Center	740,000	
Reagan Center - 20% or $148K has been paid for completed demolition.		
The remaining $592K is contingent upon increases in ad valorem taxes		
paid each year associated with new vertical construction (2020-2027).		

- With the dissolution of the CRA Board, the County assumes all indebtedness and financial oversight of the 17-92 CRA Trust Fund through its close-out
- Median maintenance, arterial street lighting, and the CRA's Lynx transit contribution of $228,184 for advanced headways along the 17-92 corridor are being assumed within vaious County budgets. Streetlighting includes an FDOT lighting agreement of about $25K.
- The FY 2018/19 CRA Budget will include only carryforward projects and adjustments for tax increment refunds

*	**Additional Staff Required (List FTEs in Justification):**	**#**	
	Additional Equipment or Vehicle Needs (List in Justification):	○ **YES**	◉ **NO**

FIVE YEAR FINANCIAL IMPACT

FISCAL YEAR	EXPENDITURE INCREASES	EXPENDITURE SAVINGS	REVENUES	NET	NOTES
FY 2018/19				-	
FY 2019/20				-	
FY 2020/21				-	
FY 2021/22				-	
FY 2022/23				-	
			TOTAL	**-**	

ADMINISTRATION DEPT HR-01

01 BENEFITS - 50300 HEALTH INSURANCE FUND

HEALTH INSURANCE CLAIMS INCREASES

Priority:		**1**	**of**	**1**		
Justification:		(Limit to 1 Page)				

HEALTH INSURANCE CHARGES TO COUNTYWIDE FUNDS

	FY16 ACTUALS	FY17 ACTUALS	FY18 CURRENT BUDGET	FY19 REQUESTED BUDGET	FY19 REQUESTED TO FY18 ADOPTED	% CHANGE FY 19 REQUESTED TO FY 18 ADOPTED
01 GENERAL FUNDS	4,384,398	4,349,169	5,325,759	6,082,301	756,542	14%
04 TRANSPORTATION FUNDS	1,804,385	1,739,246	2,129,517	2,401,678	272,161	13%
06 FIRE DISTRICT FUNDS	6,169,073	6,217,605	6,257,793	7,129,441	871,649	14%
07 BUILDING FUNDS	433,120	475,912	569,335	731,186	161,851	28%
08 TOURISM FUNDS	50,481	62,008	88,619	103,819	15,200	17%
09 COURT RELATED FUNDS	64,801	53,103	57,470	65,235	7,765	14%
11 GRANT FUNDS	43,072	122,442	152,553	71,636	(59,385)	-53%
14 EMERGENCY 911 FUNDS	40,686	42,264	44,368	55,086	10,719	24%
15 CRA FUNDS	17,408	12,423	18,119	-	(18,119)	-100%
16 MSBU FUNDS	27,844	35,199	41,163	46,322	5,159	13%
18 CAPITAL FUNDS	20,011	13,974	11,057	4,704	(6,353)	-57%
19 WATER & SEWER FUNDS	1,371,396	1,356,548	1,619,205	1,840,907	221,702	14%
20 SOLID WASTE FUNDS	722,069	710,805	813,010	1,006,262	193,252	24%
22 INTERNAL SERVICE FUNDS	75,599	97,546	111,715	104,257	(7,458)	-7%
Grand Total	**15,224,344**	**15,288,244**	**17,239,683**	**19,642,834**	**2,424,684**	**14%**

HEALTH INSURANCE CLAIMS

	FY16 ACTUALS	FY17 ACTUALS	FY18 CURRENT BUDGET	FY19 REQUESTED BUDGET	FY19 REQUESTED TO FY18 ADOPTED	% CHANGE FY 19 REQUESTED TO FY 18 ADOPTED
⊟ 50300 HEALTH INSURANCE FUND						
530452 OTHER ENTITY INSURANCE CLAI	3,116,876	2,873,530	3,616,937	4,320,000	703,063	19%
530451 SELF INSURANCE CLAIMS	13,362,038	14,726,730	14,883,063	17,280,000	2,396,937	16%
50300 HEALTH INSURANCE FUND Total	16,478,914	17,600,260	18,500,000	21,600,000	3,100,000	17%
Grand Total	**16,478,914**	**17,600,260**	**18,500,000**	**21,600,000**	**3,100,000**	**17%**

ADMINISTRATION DEPT HR-01

01 BENEFITS - 50300 HEALTH INSURANCE FUND

COUNTY PAID HEALTH INSURANCE

Employee Plan	Code	# Enrolled	Current Rates Annual Rate	Proposed Rates Annual Rate	FY19 Increase
BlueOptions Buy Up Plan 03748	3748 EC	156	13,500	15,390	14.0%
BlueOptions Buy Up Plan 03748	3748 EF	144	20,345	23,193	14.0%
BlueOptions Buy Up Plan 03748	3748 EO	402	8,688	9,904	14.0%
BlueOptions Buy Up Plan 03748	3748 ES	105	14,628	16,675	14.0%
BlueOptions Mid Plan 03769	3769 EC	38	13,500	15,390	14.0%
BlueOptions Mid Plan 03769	3769 EF	26	20,345	23,193	14.0%
BlueOptions Mid Plan 03769	3769 EO	157	8,688	9,904	14.0%
BlueOptions Mid Plan 03769	3769 ES	11	14,628	16,675	14.0%
Blue Options HSA Plan 5180 (Employee Only Coverage)	5180 EO	19	8,106	9,240	14.0%
Blue Options HSA Plan 5181 (Employee + Dependent Coverage)	5181 EC	7	13,500	15,390	14.0%
Blue Options HSA Plan 5181 (Employee + Dependent Coverage)	5181 EF	11	20,345	23,193	14.0%
Blue Options HSA Plan 5181 (Employee + Dependent Coverage)	5181 ES	9	14,628	16,675	14.0%
BlueOptions Low Plan 05770	5770 EC	28	13,500	15,390	14.0%
BlueOptions Low Plan 05770	5770 EF	33	20,345	23,193	14.0%
BlueOptions Low Plan 05770	5770 EO	48	8,477	9,664	14.0%
BlueOptions Low Plan 05770	5770 ES	13	14,628	16,675	14.0%

WELLNESS PROGRAM REVENUE

ACCOUNT	FY 15 ACTUALS	FY 16 ACTUAL	FY 17 ACTUALS	TOTAL REVENUE RECEIVED
341290 BOCC HEALTH PROGRAM	50,025	108,875	60,595	219,495

FIVE YEAR FINANCIAL IMPACT

FISCAL YEAR	EXPENDITURE INCREASES	EXPENDITURE SAVINGS	REVENUES	NET	NOTES
FY 2018/19	3,100,000			3,100,000	
FY 2019/20				-	
FY 2020/21				-	
FY 2021/22				-	
FY 2022/23				-	
			TOTAL	3,100,000	


SM
SEMINOLE COUNTY
FLORIDA'S NATURAL CHOICE

BUDGET DOCUMENT

02 CONSTITUTIONAL OFFICERS DEPARTMENT

CLERK OF THE COURT
SHERIFF'S OFFICE
PROPERTY APPRAISER
SUPERVISOR OF ELECTIONS
TAX COLLECTOR

CONSTITUTIONAL OFFICERS

EXCLUDES INTERNAL SERVICE CHARGES AND CONTRAS	FY17 ACTUALS	FY18 ADOPTED BUDGET	FY19 PROPOSED BUDGET	VARIANCE	%
01 BASE BUDGETS					
02 CLERK OF THE COURT	2,735,899	2,610,250	3,000,151	389,901	15%
02 PROPERTY APPRAISER	5,479,696	5,632,844	5,798,670	165,826	3%
02 SHERIFF'S OFFICE	119,889,443	122,125,624	129,109,535	6,983,911	6%
02 SUPERVISOR OF ELECTIONS	3,937,137	2,515,558	2,821,189	305,631	12%
02 TAX COLLECTOR	6,980,408	7,434,694	7,985,977	551,283	7%
01 BASE BUDGETS Total	**139,022,583**	**140,318,970**	**148,715,522**	**8,396,552**	**6%**
03 EQUIPMENT					
02 SHERIFF'S OFFICE	-	975,000	300,000	(675,000)	-69%
03 EQUIPMENT Total	**-**	**975,000**	**300,000**	**(675,000)**	**-69%**
04 FACILITIES PROJECTS					
02 CLERK OF THE COURT	-	0	9,000	9,000	
02 SHERIFF'S OFFICE	539,781	0	675,000	675,000	
04 FACILITIES PROJECTS Total	**539,781**	**0**	**684,000**	**684,000**	
05 PROJECTS					
02 CLERK OF THE COURT	12,938	24,000	0	(24,000)	-100%
05 PROJECTS Total	**12,938**	**24,000**	**0**	**(24,000)**	**-100%**
Grand Total	**139,575,301**	**141,317,970**	**149,699,522**	**8,381,552**	**6%**

CONSTITUTIONAL OFFICERS

EXCLUDES INTERNAL SERVICE CHARGES AND CONTRAS	FY17 ACTUALS	FY18 ADOPTED BUDGET	FY19 PROPOSED BUDGET	VARIANCE	%
02 CLERK OF THE COURT					
530 OPERATING EXPENDITURES					
530450 INSURANCE PREMIUMS	-	0	3,002	3,002	
530490 OTHER CHARGES/OBLIGATIONS	12,938	24,000	0	(24,000)	-100%
530 OPERATING EXPENDITURES Total	**12,938**	**24,000**	**3,002**	**(20,998)**	**-87%**
560 CAPITAL OUTLAY					
560650 CONSTRUCTION IN PROGRESS	-	0	9,000	9,000	
560 CAPITAL OUTLAY Total	**-**	**0**	**9,000**	**9,000**	
596 TRANSFERS TO CONSTITUTIONA					
590962 CLERK/FINANCE TRANSFER	2,735,899	2,610,250	2,997,149	386,899	15%
596 TRANSFERS TO CONSTITUTIONA Total	**2,735,899**	**2,610,250**	**2,997,149**	**386,899**	**15%**
02 CLERK OF THE COURT Total*	**2,748,837**	**2,634,250**	**3,009,151**	**374,901**	**14%**

*The Clerk of Court FY 2017/18 Budget was amended to include $277,117 for Information Technology services that was part of their original budget request, but not approved in the Adopted Budget. Their FY 2018/19 Proposed Budget is 3.8% above their FY 2018/19 Amended budget of $2,887,367.

CLERK OF THE CIRCUIT COURT & COMPTROLLER
SEMINOLE COUNTY
PROPOSED BUDGET FOR FY 18-19

	Requested Budget 17-18	Approved Budget 17-18	Requested Budget 18-19
Personnel Costs:			
Comptrollers Finance	1,474,443	1,474,443	1,396,436
County Recording	205,340	205,340	210,818
	1,679,783	1,679,783	1,607,254
Operating Supplies:			
County Finance	37,600	37,600	60,500
County Recording	3,500	3,500	16,750
	41,100	41,100	77,250
Other Operating Expenses:			
Disclosure Council	1,500	1,500	1,500
Valuation of Post Employment Benefit Plan			28,500
CAFR assistance and technical accounting consultation	75,000	75,000	60,000
	76,500	76,500	90,000
Total Finance & Recording	1,797,383	1,797,383	1,774,504
Records Management (Micrographics):			
Payroll	72,682	72,682	150,876
Supplies	34,830	34,830	37,329
	107,512	107,512	188,205
IT Support:			
IT Payroll Costs	357,290	178,645	376,910
IT Operating Costs	80,944	40,472	41,957
Axia Software			150,000
Communications			70,000
Professional Services	116,000	58,000	91,800
	554,234	277,117	730,667
Internal Audit:			
Payroll Costs	316,832	316,832	330,543
Operating Costs	6,450	6,450	9,240
	323,282	323,282	339,783
Repair & Maintenance:			
Records Center building lease	372,424	372,424	372,424
Records Center Property Taxes, Insurance, Repairs & Maintenance	70,600	70,600	50,500
	443,024	443,024	422,924
Administrative Support:			
Purchasing & Mail	21,394	21,394	18,798
Administration/Finance	104,288	104,288	181,786
Human Resources	36,250	36,250	33,480
	161,932	161,932	234,064
Total Budget	**3,387,367**	**3,110,250**	**3,690,147**
Less: Subsumed return of Clerk's Fees		(500,000)	(692,998)
Amount Funded		2,610,250	2,997,149
Remaining IT Funding for FY 17-18		277,117	
Total		2,887,367	2,997,149
Percentage Increase			3.80%

CONSTITUTIONAL OFFICERS

EXCLUDES INTERNAL SERVICE CHARGES AND CONTRAS	FY17 ACTUALS	FY18 ADOPTED BUDGET	FY19 PROPOSED BUDGET	VARIANCE	%
02 PROPERTY APPRAISER					
530 OPERATING EXPENDITURES					
530450 INSURANCE PREMIUMS	-	0	16,877	16,877	
530 OPERATING EXPENDITURES Total	**-**	**0**	**16,877**	**16,877**	
596 TRANSFERS TO CONSTITUTIONA					
590965 PROPERTY APPRAISER TRANSFER	5,479,696	5,632,844	5,781,793	148,949	3%
596 TRANSFERS TO CONSTITUTIONA Total	**5,479,696**	**5,632,844**	**5,781,793**	**148,949**	**3%**
02 PROPERTY APPRAISER Total	**5,479,696**	**5,632,844**	**5,798,670**	**165,826**	**3%**

David Johnson, CFA
PROPERTY APPRAISER
SEMINOLE COUNTY, FLORIDA

May 22, 2018

Honorable John Horan, Chairman
Seminole County Board of County Commissioner
1101 East First Street
Sanford FL 32771

Dear Mr. Horan:

Pursuant to Chapter 192.091, Florida Statutes, the following information is submitted for your budget.

The total ad valorem tax levy on the 2017 Seminole County Tax Roll was $506,968,405.35. The total budget submitted to the Department of Revenue for the Seminole County Property Appraiser's 2018-2019 fiscal year is $5,879,391.

Based on the budget proposed and submitted to the Department of Revenue, the Seminole County Board of County Commissioner's proportionate share is $5,054,512.44, which is 85.97% of the total proposed budget. This amount will be billed in quarterly installments of $1,263,628.11, commencing October 1, 2018. Therefore, the figure of $5,054,512.44 should be included in your 2018-2019 budget.

These figures are subject to change upon final approval by the Department of Revenue, but the change should be negligible.

Thank you for your assistance with this matter. If you should have any questions please call me at (407) 665-7560.

Sincerely,

David Johnson, CFA
Seminole County Property Appraiser



Tyra L. Miller
Administrative Director

CC: Edward Bass, Resource Mgmt Director
Timothy Jecks, Budget Division Manager
Wendy Aviles, Accounting Specialist

David Johnson, CFA
PROPERTY APPRAISER
SEMINOLE COUNTY, FLORIDA

May 22, 2018

Honorable John Horan, Chairman
Seminole County Unincorporated Road District
1101 East First Street
Sanford FL 32771

Dear Mr. Horan:

Pursuant to Chapter 192.091, Florida Statutes, the following information is submitted for your budget.

The total ad valorem tax levy on the 2017 Seminole County Tax Roll was $506,968,405.35. The total budget submitted to the Department of Revenue for the Seminole County Property Appraiser's 2018-2019 fiscal year is $5,879,391.

Based on the budget proposed and submitted to the Department of Revenue, the Seminole County Unincorporated Road District's proportionate share is $19,989.93, which is .34% of the total proposed budget. This amount will be billed in quarterly installments of $4,997.48, commencing October 1, 2018. Therefore, the figure of $19,989.93 should be included in your 2018-2019 budget.

These figures are subject to change upon final approval by the Department of Revenue, but the change should be negligible.

Thank you for your assistance with this matter. If you should have any questions please call me at (407) 665-7560.

Sincerely,

David Johnson, CFA
Seminole County Property Appraiser



Tyra L. Miller
Administrative Director

CC: Edward Bass, Resource Mgmt Director
Timothy Jecks, Budget Division Manager
Wendy Aviles, Accounting Specialist

David Johnson, CFA
PROPERTY APPRAISER
SEMINOLE COUNTY, FLORIDA

May 22, 2018

Honorable John Horan, Chairman
Seminole County/Municipal Fire District
1101 East First Street
Sanford FL 32771

Dear Mr. Horan:

Pursuant to Chapter 192.091, Florida Statutes, the following information is submitted for your budget.

The total ad valorem tax levy on the 2017 Seminole County Tax Roll was $506,968,405.35. The total budget submitted to the Department of Revenue for the Seminole County Property Appraiser's 2018-2019 fiscal year is $5,879,391.

Based on the budget proposed and submitted to the Department of Revenue, the Seminole County/Municipal Fire District 's proportionate share is $707,290.74, which is 12.03% of the total proposed budget. This amount will be billed in quarterly installments of $176,822.69, commencing October 1, 2018. Therefore, the figure of $707,290.74 should be included in your 2018-2019 budget.

These figures are subject to change upon final approval by the Department of Revenue, but the change should be negligible.

Thank you for your assistance with this matter. If you should have any questions please call me at (407) 665-7560.

Sincerely,

David Johnson, CFA
Seminole County Property Appraiser



Tyra L. Miller
Administrative Director

CC: Edward Bass, Resource Mgmt Director
Timothy Jecks, Budget Division Manager
Wendy Aviles, Accounting Specialist

BUDGET REQUEST FOR PROPERTY APPRAISERS
SUMMARY OF THE 2018-19 BUDGET BY APPROPRIATION CATEGORY

SEMINOLE
COUNTY

EXHIBIT A

APPROPRIATION CATEGORY	ACTUAL EXPENDITURES 2016-17	APPROVED BUDGET 2017-18	ACTUAL EXPENDITURES 3/31/18	REQUEST 2018-19	(INCREASE/DECREASE) AMOUNT	(INCREASE/DECREASE) %	AMOUNT APPROVED 2018-19	(INCREASE/DECREASE) AMOUNT	(INCREASE/DECREASE) %
(1)	(2)	(3)	(4)	(5)	(6)	(6a)	(7)	(8)	(8a)
PERSONNEL SERVICES (Sch. 1-1A)	4,632,429	5,003,205	2,427,649	5,067,006	63,801	1.3%			
OPERATING EXPENSES (Sch. II)	808,084	712,255	195,513	668,850	(43,405)	-6.1%			
OPERATING CAPITAL OUTLAY (Sch. III)	41,468	20,000		20,000					
NON-OPERATING (Sch. IV)				123,535	123,535	-----			
TOTAL EXPENDITURES	**$5,481,981**	**$5,735,460**	**$2,623,162**	**$5,879,391**	**$143,931**	**2.5%**			
NUMBER OF POSITIONS		51		51					
					COL (5) - (3)	**COL (6) / (3)**			

CONSTITUTIONAL OFFICERS

EXCLUDES INTERNAL SERVICE CHARGES AND CONTRAS	FY17 ACTUALS	FY18 ADOPTED BUDGET	FY19 PROPOSED BUDGET	VARIANCE	%
02 SHERIFF'S OFFICE					
510 PERSONNEL SERVICES					
510120 REGULAR SALARIES	-	0	0	0	
510140 OVERTIME	-	0	0	0	
510150 SPECIAL PAY	-	0	0	0	
510210 SOCIAL SECURITY MATCHING	-	0	0	0	
510220 RETIREMENT CONTRIBUTIONS	-	0	0	0	
510230 HEALTH AND LIFE INSURANCE	-	0	0	0	
510240 WORKERS COMPENSATION	-	0	0	0	
510 PERSONNEL SERVICES Total	**-**	**0**	**0**	**0**	
530 OPERATING EXPENDITURES					
530340 OTHER SERVICES	-	0	0	0	
530400 TRAVEL AND PER DIEM	-	0	0	0	
530401 TRAVEL - TRAINING RELATED	-	0	0	0	
530420 TRANSPORTATION	-	0	0	0	
530430 UTILITIES - ELECTRICITY	549,504	0	0	0	
530439 UTILITIES - OTHER	183,091	0	0	0	
530450 INSURANCE PREMIUMS	-	0	237,683	237,683	
530460 REPAIRS AND MAINTENANCE	402,001	1,400,000	1,400,000	0	0%
530490 OTHER CHARGES/OBLIGATIONS	188,835	0	0	0	
530499 OPERATING CONTINGENCY	-	0	0	0	
530510 OFFICE SUPPLIES	-	0	0	0	
530520 OPERATING SUPPLIES	1,427,094	0	0	0	
530521 EQUIPMENT $1000-$4999	5,291	0	0	0	
530522 TECHNOLOGY SUPPLIES AND SOFTW	-	0	0	0	
530540 BOOKS, DUES PUBLICATIONS	-	0	0	0	
530550 TRAINING	-	0	0	0	
530 OPERATING EXPENDITURES Total	**2,755,817**	**1,400,000**	**1,637,683**	**237,683**	**17%**
560 CAPITAL OUTLAY					
560620 BUILDINGS	-	375,000	0	(375,000)	-100%
560630 IMPROVEMENTS OTH THAN BLD	524,953	0	0	0	
560642 EQUIPMENT >$4999	383,344	1,200,000	900,000	(300,000)	-25%
560650 CONSTRUCTION IN PROGRESS	539,781	0	675,000	675,000	
560 CAPITAL OUTLAY Total	**1,448,078**	**1,575,000**	**1,575,000**	**0**	**0%**
580 GRANTS & AIDS					
580833 OTHER GRANTS & AIDS/INDIVIDUAL	-	0	0	0	
580 GRANTS & AIDS Total	**-**	**0**	**0**	**0**	
596 TRANSFERS TO CONSTITUTIONA					
590963 SHERIFF TRANSFER	116,225,329	120,125,624	126,869,624	6,744,000	6%
596 TRANSFERS TO CONSTITUTIONA Total	**116,225,329**	**120,125,624**	**126,869,624**	**6,744,000**	**6%**
599 RESERVES					
599998 RESERVE FOR CONTINGENCIES	-	0	2,228	2,228	
599 RESERVES Total	**-**	**0**	**2,228**	**2,228**	
02 SHERIFF'S OFFICE Total	**120,429,224**	**123,100,624**	**130,084,535**	**6,983,911**	**6%**

FISCAL YEAR 2018/2019 PROPOSED BUDGET



Sheriff Dennis M. Lemma

SHERIFF
SEMINOLE COUNTY

SHERIFF'S OFFICE MISSION

To enhance the quality of life by reducing crime and the fear of crime throughout Seminole County

PROPOSED FISCAL YEAR 2018/19 BUDGET

PRESENTED TO THE SEMINOLE COUNTY BOARD OF COUNTY COMMISSIONERS

John Horan • Chairman • District 2

Lee Constantine • Vice Chairman • District 3

Bob Dallari • District 1

Carlton Henley • District 4

Brenda Carey • District 5

Nicole Guillet • County Manager

BUDGET TRANSMITTAL LETTER

Dear Commissioners:



In accordance with my obligation as Sheriff under Florida Statutes Chapter 30.49, I respectfully submit the Seminole County Sheriff's Office proposed budget for Fiscal Year 2018/19 for your consideration. The proposed budget reflects the funding needed for the upcoming fiscal year to carry out the powers, duties, and operations vested with my constitutional office. The budget places emphasis on the effective delivery of our services at a level that aims to maintain the established quality of life in our community.

I am mindful that public safety is an essential government service requiring a significant investment of public resources. As a result of the community's ongoing investment, Seminole County maintains one of the lowest crime rates in Central Florida. In 2017, the Sheriff's Office made 6,592 arrests and recovered more than $1.8 million in stolen property for victims. Our agency's efforts, in collaboration with our community, business, and law enforcement partners, resulted in a 5.2% reduction in Part 1 crimes. Notably, the crime rate has dropped 18% since 2007; an outcome attained with the County's continued investment in public safety throughout the economic downturn.

The Sheriff's Office Fiscal Year 2018/19 certified budget proposal of $126,365,000 represents anticipated expenditures required to support the general fund operational responsibilities of the Sheriff's Office for the upcoming year to provide law enforcement services, adult and juvenile correction and detention services, court security services for the County's three courts facilities, and various other operational responsibilities entrusted with the Sheriff. Consistent with the current fiscal year, the certified budget assumes a $425,000 reimbursement from the County's Emergency 911 Fees Fund to offset the general fund cost of providing the initial call take portion of 911 services. In addition, the Sheriff's Office estimates general revenues of $8,562,000 to offset proposed operating expenditures, which results in a net general fund budget of $117,803,000. Grants and contracts with federal and state agencies along with other restricted revenues used to support the budget are reflected separately in special revenue funds totaling $8,942,350. As required by state statute, funding for facilities maintenance and capital improvement projects of county owned facilities operated by the Sheriff are requested separately, at the same funding level as last year, in the amount of $2,975,000.

The proposed budget includes cost savings and reductions where operationally feasible and directs resources to our agency's greatest challenge, retention of our highly trained and qualified deputies. In 2015, the Board provided funding to support a 14% starting salary adjustment that allowed the agency to remain competitive in an increasingly challenging market. The adjustment was critical to attract high quality candidates to fill deputy vacancies resulting from the occurrence of numerous service retirements. However, the adjustment further perpetuated compression and placed existing members of the organization significantly behind market compensation. Budgetary savings in 2016 and 2017 were again redirected in an effort to address compensation issues, but were insufficient to provide a meaningful market adjustment within a formal classification system.

Our greatest need at this time is to both attract and retain quality personnel while maintaining our high standards. Continued anticipated turnover, as well as a diminishing applicant pool resulting from societal influences, expanded job requirements and an increasingly competitive market, are important considerations to the agency's overall competitive positioning. Keeping well-trained deputies to address increased demands for service is an important investment in our human capital. As a result, the proposed budget requests the funding needed to implement a sensible compensation measure to facilitate healthy salary decompression across deputy members of the organization and remain competitive in the market. There is a significant cost in not remaining competitive in personnel spending, and current market and employment trends emphasize the importance of committing resources to compensation. The cost of recruiting, training, and retaining quality staff are opportunity costs that require consideration when making long-term budget decisions.

The Sheriff's Office is united with the Board in their objective to ensure continued general fund structural balance; applying a conservative budget philosophy that demonstrates diligent use of resources to provide cost efficient and highly effective services to our community. The proposed budget requests an increase of 5.5%, below the general fund's estimated revenue growth of 5.9%, and maintains our current proportionate share of general fund revenue at 57%. We are committed to reducing where possible and mitigating future budgetary requirements to maintain fiscal sustainability.

Reducing crime and the fear of crime while enhancing the quality of life remains our foremost priority. Our philosophy has been, and will continue to be, to plan for today as well as look for ways to challenge the basic assumptions of traditional law enforcement. Our agency's commitment to the highest standards in professionalism and service delivery is evidenced by the accreditations we proudly hold. Most recently in 2017, our Aviation Section was presented with a prestigious national accreditation from the Airborne Law Enforcement Association's Public Safety Aviation Accreditation Commission. We are the only law enforcement helicopter operation in the State of Florida, and only one of twelve in the country, to hold this distinction. The dedicated men and women of the Sheriff's Office are committed to providing exceptional service to the community so that Seminole County will continue to be a great place to live, work and conduct business.

We appreciate the support provided by the Board of County Commissioners to ensure essential services to the community are not compromised. We look forward to our continued partnership with the Board and County staff during the budget process and throughout the upcoming fiscal year.

Sincerely,

Dennis M. Lemma

Sheriff Dennis M. Lemma

FISCAL YEAR 2018/19 PROPOSED BUDGET CERTIFICATION

As required by Chapter 30.49(2)(a), Florida Statutes, I hereby certify that the proposed expenditures for Fiscal Year 2018/19 are reasonable and necessary for the proper and efficient operation of the Seminole County Sheriff's Office.

ACCOUNT DESCRIPTION	LAW ENFORCEMENT	CORRECTIONS	COURT SECURITY	TOTAL
Personnel Services	$ 63,108,600	$ 39,015,000	$ 5,648,400	$ 107,772,000
Operating Expenditures	9,936,000	5,083,000	212,000	15,231,000
Capital Outlay	3,122,000	70,000	10,000	3,202,000
Contingency	160,000	-	-	160,000
TOTAL CERTIFIED BUDGET	**$ 76,326,600**	**$ 44,168,000**	**$ 5,870,400**	**$ 126,365,000**

Respectfully submitted,

Dennis M. Lemma

Dennis M. Lemma, Sheriff

2016 INDEX CRIME RATE COMPARISON WITH STATE OF FLORIDA AND NEIGHBORING COUNTIES

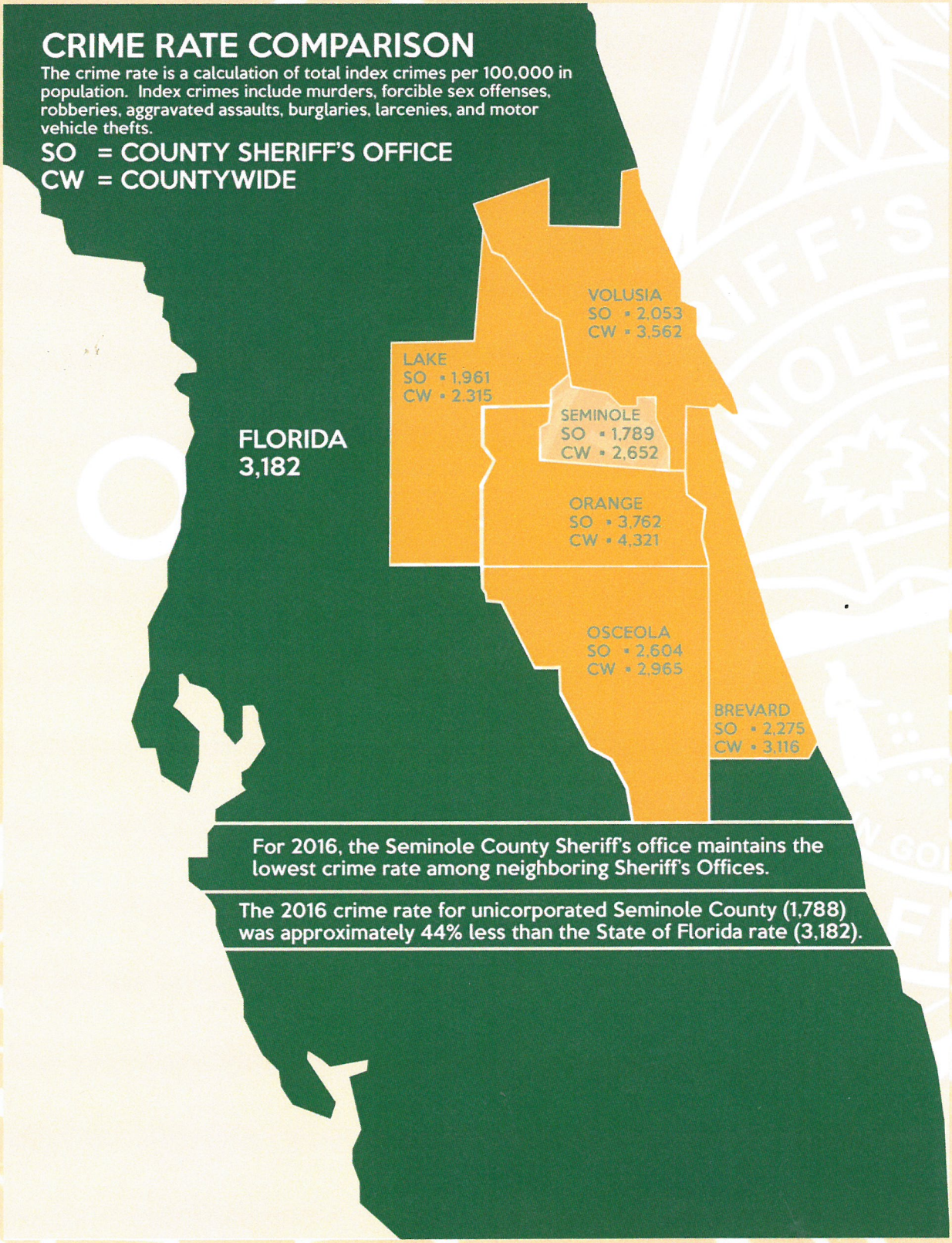

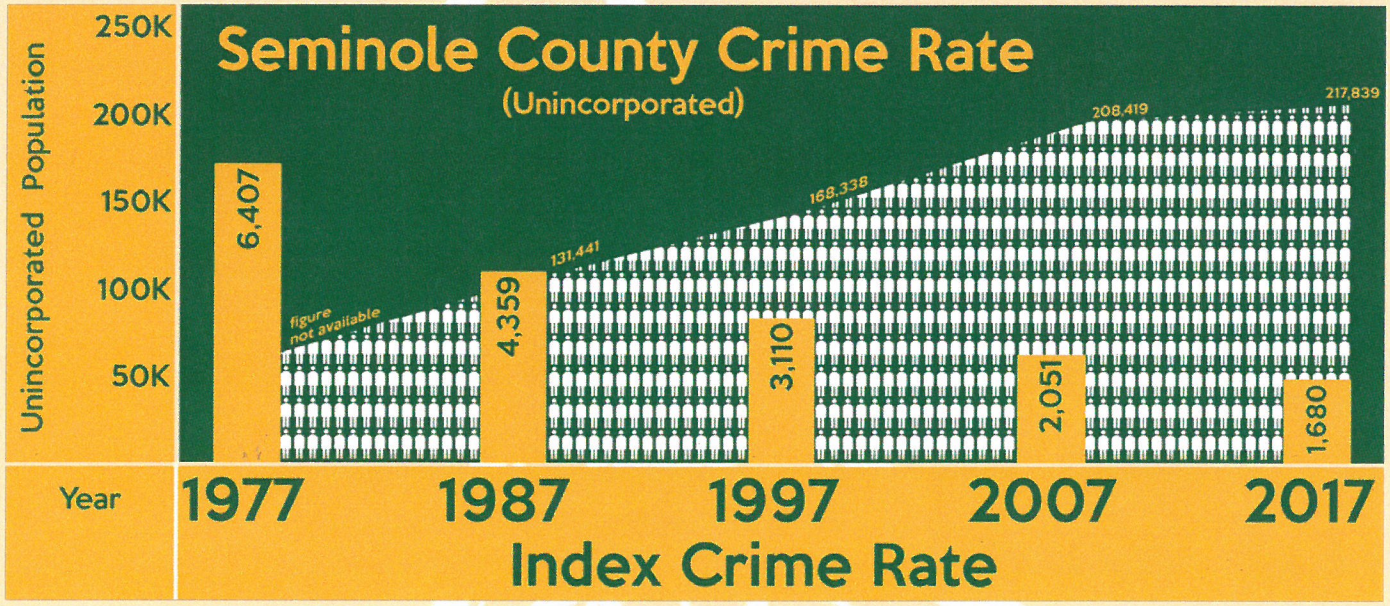
Seminole County Crime Rate
(Unincorporated)
Unincorporated Population
250K
200K
150K
100K
50K
6,407
figure not available
131,441
4,359
168,338
3,110
208,419
2,051
217,839
1,680
Year
1977
1987
1997
2007
2017
Index Crime Rate


$1,863,223
Stolen Property Recovered
2017
6,592
Arrests

2017 Statistics





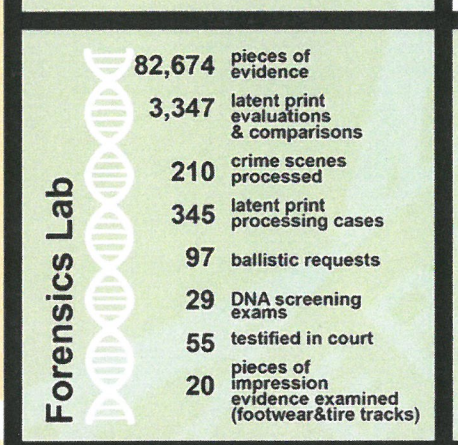



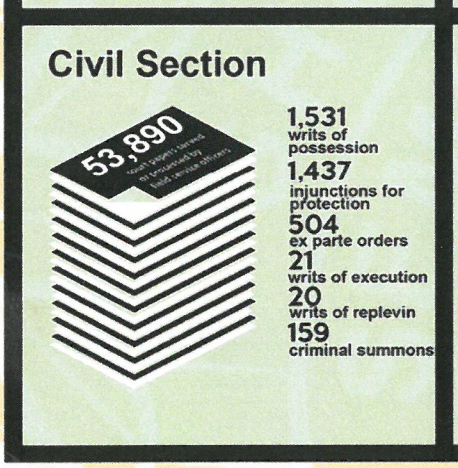



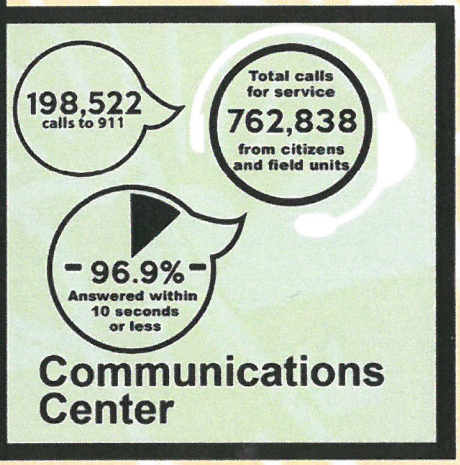

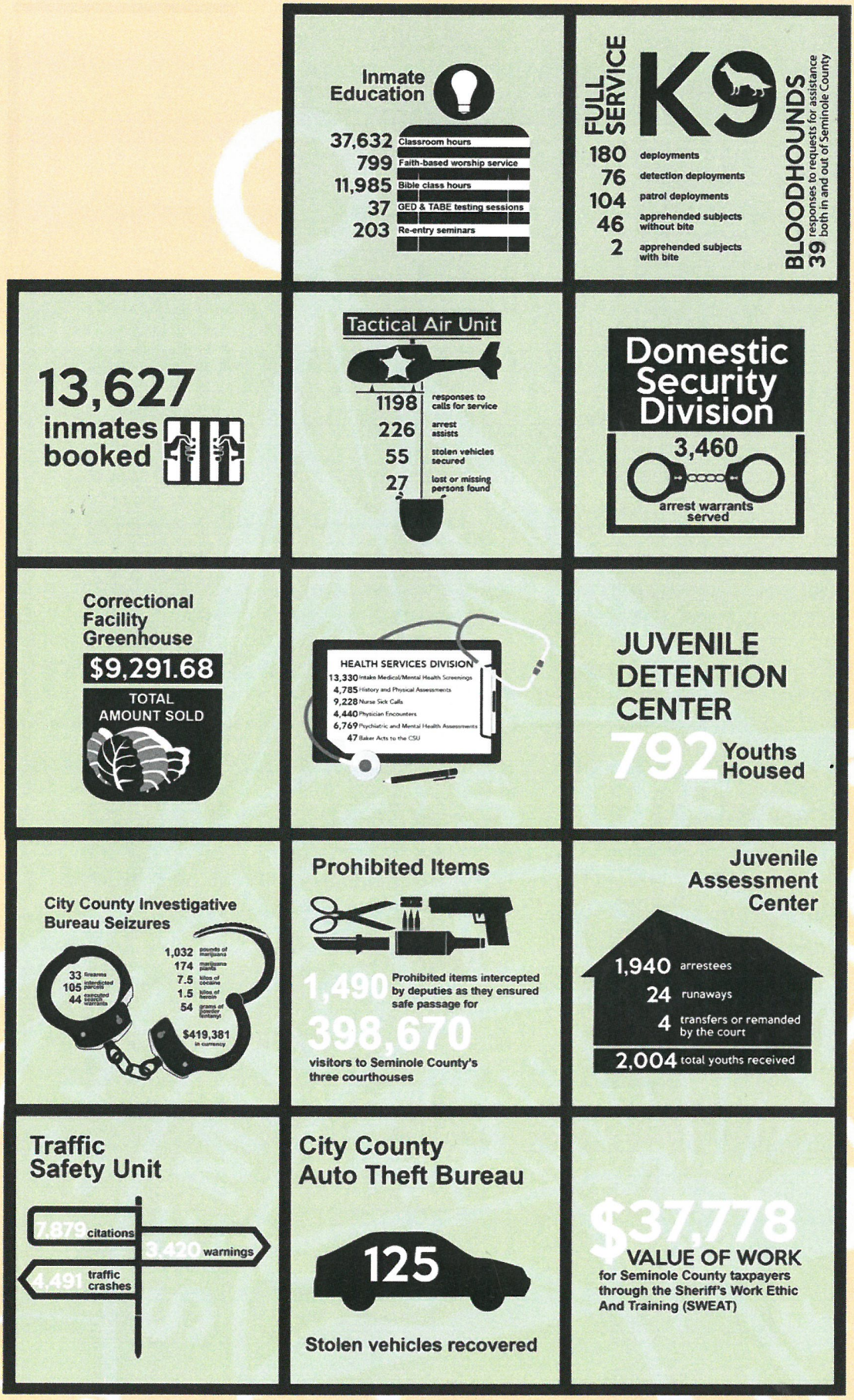
Inmate Education
37,632 Classroom hours
799 Faith-based worship service
11,985 Bible class hours
37 GED & TABE testing sessions
203 Re-entry seminars
FULL SERVICE K9 BLOODHOUNDS
180 deployments
76 detection deployments
104 patrol deployments
46 apprehended subjects without bite
2 apprehended subjects with bite
39 responses to requests for assistance both in and out of Seminole County
13,627 inmates booked
Tactical Air Unit
1198 responses to calls for service
226 arrest assists
55 stolen vehicles secured
27 lost or missing persons found
Domestic Security Division
3,460
arrest warrants served
Correctional Facility Greenhouse
$9,291.68
TOTAL AMOUNT SOLD
HEALTH SERVICES DIVISION
13,330 Intake Medical/Mental Health Screenings
4,785 History and Physical Assessments
9,228 Nurse Sick Calls
4,440 Physician Encounters
6,769 Psychiatric and Mental Health Assessments
47 Baker Acts to the CSU
JUVENILE DETENTION CENTER
792 Youths Housed
City County Investigative Bureau Seizures
33 firearms
105 intercepted parcels
44 executed search warrants
1,032 pounds of marijuana
174 marijuana plants
7.5 kilos of cocaine
1.5 kilos of heroin
54 grams of powder fentanyl
$419,381 in currency
Prohibited Items
1,490 Prohibited items intercepted by deputies as they ensured safe passage for
398,670
visitors to Seminole County's three courthouses
Juvenile Assessment Center
1,940 arrestees
24 runaways
4 transfers or remanded by the court
2,004 total youths received
Traffic Safety Unit
7,879 citations
3,420 warnings
4,491 traffic crashes
City County Auto Theft Bureau
125
Stolen vehicles recovered
$37,778
VALUE OF WORK
for Seminole County taxpayers through the Sheriff's Work Ethic And Training (SWEAT)

SHERIFF'S OPERATIONS BY EXPENDITURE CATEGORY

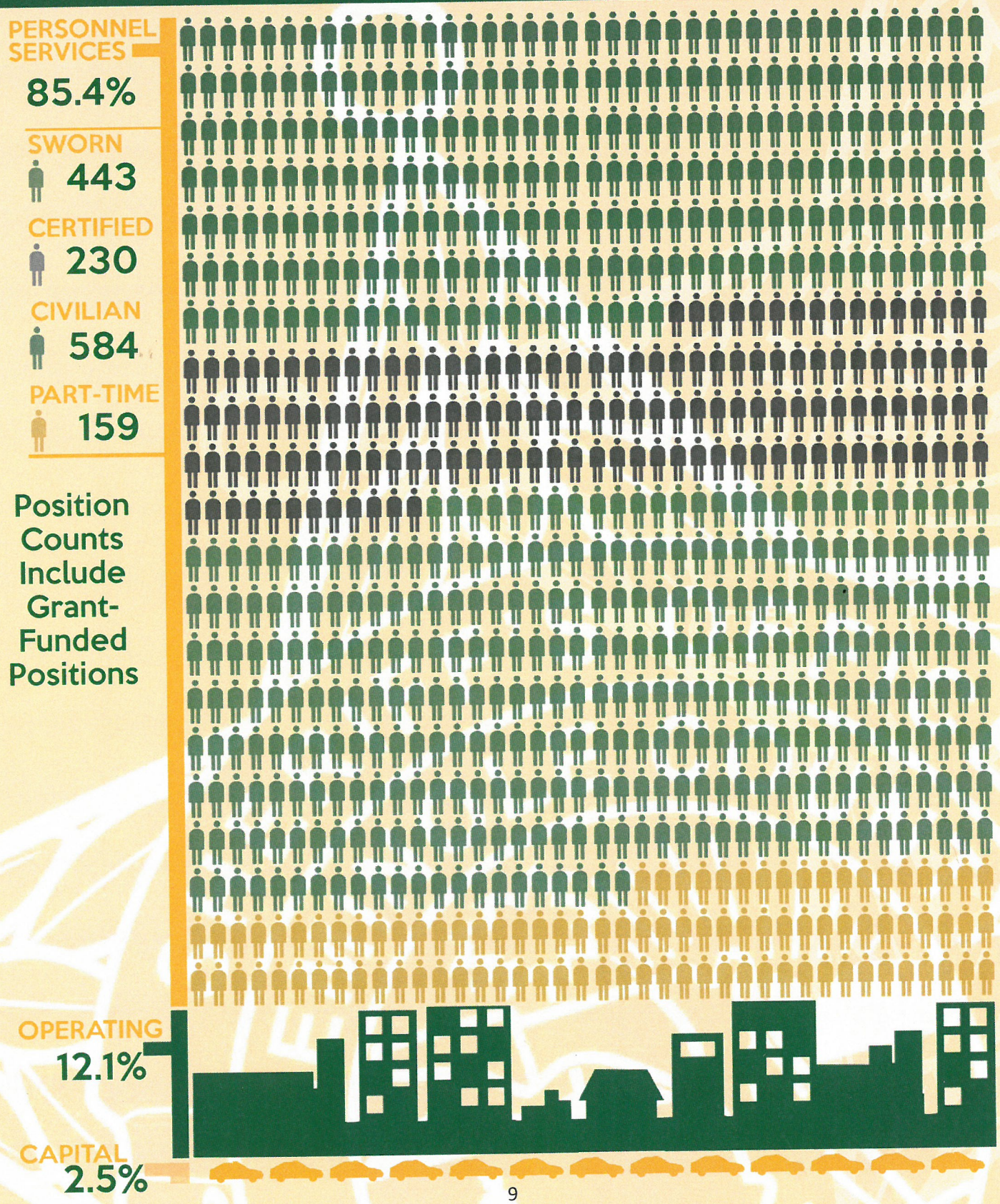

FY 2018/19 OVERALL BUDGET SUMMARY

ACCOUNT DESCRIPTION	CERTIFIED BUDGET	BCC FACILITIES	SPECIAL REVENUE FUND	TOTAL
Personnel Services	$ 107,772,000	$ -	$ 5,908,800	$ 113,680,800
Operating Expenditures	15,231,000	-	3,033,550	18,264,550
Capital Outlay	3,202,000	-	-	3,202,000
Contingency	160,000	-	-	160,000
BCC Facilities	-	2,975,000	-	2,975,000
TOTAL OVERALL BUDGET	$ 126,365,000	$ 2,975,000	$ 8,942,350	$ 138,232,350

BCC FACILITIES

Under Chapter 30.49(d), Florida Statutes, the following is requested for consideration in the County Budget for funding annual maintenance and capital improvements of county-owned facilities operated by the Sheriff:

- **MAINTENANCE:** The facilities annual maintenance budget is requested at the same funding level as the previous year in the amount of $2,000,000 for day-to-day repair and maintenance of the John E. Polk Correctional Facility (JEPCF) and Seminole County Juvenile Detention Center. Also included in this budget are maintenance, repair and replacement of security camera systems, cell locks, magnetometers and x-ray equipment at the three court facilities, two correctional facilities, juvenile assessment center and Building 100.
- **CRITICAL CAPITAL IMPROVEMENTS:** Consistent with the prior year, the total budget request of $2,975,000 includes $975,000 in critical infrastructure capital improvement projects for the JEPCF as follows:
  - Door Access Control System $300,000 - Additional funding to upgrade, replace and integrate the JEPCF door access control system, which has reached end of life.
  - Kitchen Renovation $350,000 - To replace failing systems and equipment in the JEPCF kitchen and revise the layout to reduce the risk of cross contamination, improve operations and provide better supervision of inmate workers.
  - Facility Breaker Replacement $150,000 - To replace the JEPCF main breaker, which is obsolete and in need of replacement.
  - Security Improvements $175,000 - To install food traps in the doors in the mental health housing unit, replace razor wire on portions of the security fencing, and replace the facility key management system.

BUDGET DEVELOPMENT PHILOSOPHY

The foundation for budget development ensures the Sheriff's Office mission is upheld through prioritization of resources. Remaining fiscally conservative, while directing resources to our agency's greatest needs, is paramount to our budget approach. Our budget submittal is predicated upon a budget philosophy that demonstrates reasonable and efficient use of personnel, operating and capital allocations.

The following were guiding principles for budget development:

- Our employees are the most valuable asset, making it essential that we maintain and preserve a productive and skilled workforce. The budget concentrates on maintaining a competitive employee compensation package. Ensuring that employees maintain a proper standard of living helps to promote commitment and focus on the organizational mission.
- Allocation of resources in support of maintaining existing service levels.
- Ensuring our fleet, technology and other vital equipment are renewed and replaced in a systematic manner based on life-cycle replacement requirements.

SHERIFF'S OFFICE CERTIFIED BUDGET

Personnel Services represent 85.4% of the Sheriff's Office certified budget. The certified budget includes 1,173 General funded full-time positions and 157 part-time positions, of which 134 are school crossing guards. A market increase to alleviate compression has been included for deputy sheriffs and detention deputies, and a 3% increase has been included for wage adjustments for non-deputy personnel. Funding required to cover the increase in retirement contribution rates, health insurance and other benefits has also been included.

Operating expenditures represent 12.1% of the Sheriff's Office certified budget with approximately 87% of the operating budget allocated for the following expenses: inmate food/medical/supplies, facilities, insurance, provision of fleet including fuel, and communications/technology.

Capital outlay represents 2.5% of the Sheriff's Office certified budget with lease purchase financing utilized for fleet, aviation or other equipment when advantageous to level fund life cycle replacement. Our focus is on ensuring adequate funding availability for renewal and replacement of required equipment. Increases in capital outlay (equipment greater than $5,000) have been made to restore life cycle replacement. Scheduled replacement significantly reduces maintenance costs and keeps operational down-time to a minimum.

GENERAL FUND SUMMARY

ACCOUNT DESCRIPTION	FY 2018/19	FY 2017/18	$ CHANGE	% CHANGE
Personnel Services	$ 107,772,000	$ 101,479,000	$ 6,293,000	6.2%
Operating Expenditures	15,231,000	14,932,000	299,000	2.0%
Capital Outlay	3,202,000	3,050,000	152,000	5.0%
Contingency	160,000	160,000	-	0.0%
TOTAL CERTIFIED BUDGET	$ 126,365,000	$ 119,621,000	$ 6,744,000	5.6%
BCC Facilities	2,975,000	2,975,000	-	0.0%
TOTAL GENERAL FUND BUDGET	$ 129,340,000	$ 122,596,000	$ 6,744,000	5.5%

GENERAL REVENUES

GENERAL REVENUES	FY 2018/19	FY 2017/18	$ CHANGE	% CHANGE
Federal Inmate Housing and Transportation Contracts	$ 2,649,000	$ 2,616,000	$ 33,000	1.3%
School Resource Deputies	2,086,000	1,842,000	244,000	13.2%
Dispatch Contracts	1,378,000	1,360,000	18,000	1.3%
Probation Revenues	799,000	846,000	(47,000)	(5.6%)
Inmate Telephone Commissions	720,000	559,000	161,000	28.8%
Inmate Daily Fees	317,000	285,000	32,000	11.2%
Civil Fees	294,000	318,000	(24,000)	(7.5%)
Court-Ordered Costs of Investigation and Restitution	175,000	162,000	13,000	8.0%
Miscellaneous Revenues	144,000	138,000	6,000	4.3%
TOTAL GENERAL REVENUES	$ 8,562,000	$ 8,126,000	$ 436,000	5.4%

SHERIFF'S SPECIAL REVENUE FUND

Sheriff's Office Special Revenue Fund

Sheriff's Office Special Revenue Fund was established to account for the proceeds of specific earmarked revenue sources that are restricted by law or committed to expenditure for specified purposes. Included in the Special Revenue Fund are grant revenues received through contracts with federal and state agencies to finance particular programs or activities and transfers from the County of statutory revenues.

The Seminole County Sheriff's Office is one of seven Sheriff's Offices contracted by the Florida Department of Children and Families to provide Child Protective Services on behalf of the State. In addition, the Seminole County Sheriff's Office is under contract with the Department of Juvenile Justice to provide various transition programs for adjudicated youth. The current Special Revenue Funding for the Seminole County Sheriff's Office includes funding for 84 full-time positions and 2 part-time positions, of which 61 full-time positions are under the Child Protective Services agreement.

SHERIFF'S SPECIAL REVENUE FUND SUMMARY

SHERIFF'S SPECIAL REVENUE FUND	FY 2018/19	FY 2017/18	$ CHANGE
SOURCES:			
Child Protective Services	$ 4,832,890	$ 4,737,180	$ 95,710
SAMHSA Seminole County System of Care Expansion Grant	1,000,000	1,000,000	-
Florida Department of Juvenile Justice (DJJ) Programs	794,705	794,705	-
HIDTA Program	736,440	736,440	-
Statutory Inmate Welfare Program	430,000	430,000	-
VOCA Crime Victim Assistance	234,440	203,040	31,400
Violence Against Women InVEST Program	122,875	85,905	36,970
Other Grants	-	250,500	(250,500)
Emergency 911 Fund - Transfer from County	425,000	425,000	-
Police Education Fund - Transfer from County	150,000	150,000	-
Teen Court Fund - Transfer from County	126,000	125,000	1,000
Alcohol/Drug Abuse Fund - Transfer from County	90,000	69,000	21,000
TOTAL SOURCES	$ 8,942,350	$ 9,006,770	$ (64,420)
USES:			
Personnel Services	$ 5,908,800	$ 5,832,700	$76,100
Operating Expenditures	3,033,550	2,998,570	34,980
Capital Outlay	-	175,500	(175,500)
TOTAL USES	$ 8,942,350	$ 9,006,770	$ (64,420)

ACCREDITATION

The Seminole County Sheriff's Office is currently accredited by eight independent, accrediting bodies. Accreditation is a voluntary process that affirms an agency's commitment to the highest standards of professionalism and service. Each accrediting body has fixed standards that an agency must initially demonstrate compliance with, and then demonstrate continuing adherence to, in order to achieve reaccreditation.

Accreditation standards address key areas such as: organization management and administration, personnel administration, law enforcement operations, training, forensic examination, and inmate and court-related services. Accreditation typically includes an extensive review of an agency's policies, procedures and protocols as well as an on-site inspection and interviews with key personnel.

American Correctional Association (ACA)

For more than 125 years, the American Correctional Association has championed the cause of corrections and correctional effectiveness. The John E. Polk Correctional Facility received its initial ACA "Core Jail Standards" Accreditation in 2013. Accreditation requires a stringent audit covering 141 standards which focus on facility operations, security, inmate healthcare and education. Audits are conducted by assessors chosen by ACA from outside the State of Florida. The facility was reaccredited in 2016.

American Society of Crime Lab Directors Lab Accreditation Board (ASCLD/LAB)

The Sheriff's Office Forensic Lab was originally accredited by the American Society of Crime Laboratory Directors/Laboratory Accreditation Board's (ASCLD/LAB) in June 2009 and then reaccredited in 2013. In 2015, the Lab received accreditation from the ASCLD/LAB International Testing Program, in order to meet even more stringent performance criteria.

Commission on Accreditation for Law Enforcement Agencies, Inc. (CALEA)

The Sheriff's Office became the first nationally accredited law enforcement agency in Seminole County when it passed a rigorous audit conducted by the Commission on Accreditation for Law Enforcement Agencies, Inc. (CALEA) in 1995. CALEA is an international accreditation program created under the auspices of the National Sheriffs' Association, the International Association of Chiefs of Police, the National Organization of Black Law Enforcement Executives, and the Police Executive Research Forum. Compliance with 460 standards is required for a law enforcement agency to obtain (and maintain) its accreditation. Audits are conducted by assessors chosen by CALEA from outside the State of Florida. The commission re-accredited the Sheriff's Office in 2000, 2003, 2006, 2009, 2012, 2015 and 2018.

National Emergency Management Accreditation Program (EMAP)

In 2014, in conjunction with Seminole County's Office of Emergency Management, the Sheriff's Office received its first accreditation from the National Emergency Management Accreditation Program. This is a voluntary accreditation process that fosters accountability in emergency management and homeland security programs, by establishing credible standards applied in a peer review accreditation process.

Commission for Florida Law Enforcement Accreditation (CFA)

In 1996, the Sheriff's Office became one of the first agencies in the state to achieve law enforcement accreditation through the Commission for Florida Law Enforcement Accreditation (CFA). The commission was created under the auspices of the Florida Sheriffs Association and the Florida Police Chiefs Association to address law enforcement management and community service issues relative to the State of Florida. The commission re-accredited the Sheriff's Office in 1999, 2002, 2005, 2008 2011, 2014, and 2017. Additionally, the SCSO holds "Excelsior Agency" status from CFA for continued excellence for the last three accreditation cycles.

Florida Corrections Accreditation Commission (FCAC)

The John E. Polk Correctional Facility was first accredited by the Florida Corrections Accreditation Commission (FCAC) in 2004, and was subsequently reaccredited in 2007, 2010, 2013 and 2016. This program evaluates corrections operations against the Commission's strict standards, a process that helps agency staff identify and remedy deficiencies while upgrading the overall quality of correctional programs and services. Currently, there are 237 standards addressing all aspects of corrections services including admission, classification, housing, security and training.

National Commission on Correctional Health Care (NCCHC)

In 2006, the John E. Polk Correctional Facility's medical services were accredited by the National Commission on Correctional Health Care (NCCHC). Health service accreditation promotes a well-managed system of care to ensure incarcerated persons receive routine health care, treatment and disease prevention. The commission's standards were developed by experts from the health, law and corrections professions. The Facility's medical services were reaccredited in 2009, 2012, and 2015.

Public Safety Communications Accreditation

The Communications Center was initially accredited by CALEA's Public Safety Communications Program in 2007 and was reaccredited in 2010, 2013, and 2016. Public safety accreditation is voluntary and stimulates a systematic review of an agency's operations and processes. The standards set forth by the Public Safety Accreditation program prepares dispatchers and call takers to be ready for any type of incident.

Want to receive news, safety and event information?
Join our mailing list by visiting our website at
www.SeminoleSheriff.org
and sign up for our newsletter, The Dispatcher.



CONSTITUTIONAL OFFICERS

EXCLUDES INTERNAL SERVICE CHARGES AND CONTRAS	FY17 ACTUALS	FY18 ADOPTED BUDGET	FY19 PROPOSED BUDGET	VARIANCE	%
02 SUPERVISOR OF ELECTIONS					
530 OPERATING EXPENDITURES					
530450 INSURANCE PREMIUMS	-	0	5,908	5,908	
530 OPERATING EXPENDITURES Total	**-**	**0**	**5,908**	**5,908**	
596 TRANSFERS TO CONSTITUTIONA					
590961 TRANSFER RETURN TO BOARD	-	0	0	0	
590966 SUPERVISOR OF ELECTIONS TRANSFI	3,937,137	2,515,558	2,815,281	299,723	12%
596 TRANSFERS TO CONSTITUTIONA Total	**3,937,137**	**2,515,558**	**2,815,281**	**299,723**	**12%**
02 SUPERVISOR OF ELECTIONS Total	**3,937,137**	**2,515,558**	**2,821,189**	**305,631**	**12%**

Fiscal Year 2018/2019 Budget Report

Line Item	FY 18/19	Variance	
EXECUTIVE SALARIES (51011000)	151,000	4.0%	5,806
REGULAR SALARIES & WAGES (51012000)	802,885	1.5%	12,177
OTHER SALARIES & WAGES (51013000)	318,940	33.5%	80,094
OVERTIME (51014000)	80,078	-13.3%	-12,298
SPECIAL PAY (51015000)	1,200	100.0%	1,200
SOCIAL SECURITY (51021000)	95,894	7.2%	6,459
RETIREMENT CONTRIBUTIONS (51022000)	195,989	14.1%	24,243
HEALTH & LIFE INSURANCE (51023000)	164,453	-10.1%	-18,505
UNEMPLOYMENT COMPENSATION (51025000)	1,000	0.0%	0
PROFESSIONAL SERVICES (53031000)	20,202	0.0%	0
CONTRACTED SERVICES (53034000)	159,329	-8.0%	-13,937
TRAVEL & PER DIEM (53040000)	12,600	-10.6%	-1,500
COMMUNICATION (53041000)	31,382	8.6%	2,475
TRANSPORTATION (POSTAGE) (53042000)	58,419	-1.7%	-1,036
RENTAL & LEASES (53044000)	10,276	5.1%	500
REPAIR & MAINTENANCE (53046000)	50,980	2.9%	1,433
PRINTING & BINDING (53047000)	455,245	68.2%	184,590
OTHER CHARGES & OBLIGATIONS (53049000)	88,500	3.8%	3,200
OFFICE SUPPLIES (53051000)	17,000	0.0%	0
OPERATING SUPPLIES (53052000)	71,944	63.5%	27,944
OPERATING SUPPLIES - EQUIPMENT (53052100)	16,000	0.0%	0
BOOKS, PUBS, MEMBERSHIPS, ETC. (53054000)	8,365	-27.2%	-3,120
TRAINING (53055000)	3,600	0.0%	0
CAPITAL EQUIPMENT (56064200)	0	0.0%	0
TOTAL FY 2018/2019 PROPOSED OPERATING BUDGET	**2,815,281**	**11.9%**	**299,723**
TOTAL FY 2018/2019 PROPOSED BUDGET	**2,815,281**	**11.9%**	**299,723**

CONSTITUTIONAL OFFICERS

EXCLUDES INTERNAL SERVICE CHARGES AND CONTRAS	FY17 ACTUALS	FY18 ADOPTED BUDGET	FY19 PROPOSED BUDGET	VARIANCE	%
02 TAX COLLECTOR					
530 OPERATING EXPENDITURES					
530450 INSURANCE PREMIUMS	-	0	11,935	11,935	
530 OPERATING EXPENDITURES Total	**-**	**0**	**11,935**	**11,935**	
596 TRANSFERS TO CONSTITUTIONA					
590961 TRANSFER RETURN TO BOARD	-	0	0	0	
590964 TAX COLLECTOR TRANSFER	6,980,408	7,434,694	7,974,042	539,348	7%
596 TRANSFERS TO CONSTITUTIONA Total	**6,980,408**	**7,434,694**	**7,974,042**	**539,348**	**7%**
02 TAX COLLECTOR Total	**6,980,408**	**7,434,694**	**7,985,977**	**551,283**	**7%**


SM
SEMINOLE COUNTY
FLORIDA'S NATURAL CHOICE

BUDGET DOCUMENT

03 COURT SUPPORT DEPARTMENT

COURT SUPPORT TECHNOLOGY (ARTICLE V)
GUARDIAN AD LITEM
JUDICIAL
LAW LIBRARY
LEGAL AID

COURT SUPPORT

EXCLUDES INTERNAL SERVICE CHARGES AND CONTRAS	FY17 ACTUALS	FY18 ADOPTED BUDGET	FY19 PROPOSED BUDGET	VARIANCE	%
01 BASE BUDGETS					
03 ARTICLE V COURT TECHNOLOGY	955,349	1,082,776	1,036,177	(46,599)	-4%
03 GUARDIAN AD LITEM	86,431	97,526	100,583	3,057	3%
03 JUDICIAL	286,072	246,396	573,402	327,006	133%
03 LAW LIBRARY	108,750	108,750	99,443	(9,307)	-9%
03 LEGAL AID	340,808	345,921	351,110	5,189	2%
01 BASE BUDGETS Total	**1,777,411**	**1,881,369**	**2,160,715**	**279,346**	**15%**
03 EQUIPMENT					
03 ARTICLE V COURT TECHNOLOGY	-	0	0	0	
03 EQUIPMENT Total	**-**	**0**	**0**	**0**	
05 PROJECTS					
03 ARTICLE V COURT TECHNOLOGY	-	0	75,000	75,000	
05 PROJECTS Total	**-**	**0**	**75,000**	**75,000**	
Grand Total	**1,777,411**	**1,881,369**	**2,235,715**	**354,346**	**19%**

COURT SUPPORT

EXCLUDES INTERNAL SERVICE CHARGES AND CONTRAS	FY17 ACTUALS	FY18 ADOPTED BUDGET	FY19 PROPOSED BUDGET	VARIANCE	%
03 ARTICLE V COURT TECHNOLOGY					
510 PERSONNEL SERVICES					
510120 REGULAR SALARIES	235,689	246,461	253,431	6,970	3%
510210 SOCIAL SECURITY MATCHING	17,108	18,668	19,195	528	3%
510220 RETIREMENT CONTRIBUTIONS	17,976	19,326	20,726	1,400	7%
510230 HEALTH AND LIFE INSURANCE	53,103	57,470	65,235	7,765	14%
510240 WORKERS COMPENSATION	471	659	577	(82)	-12%
510 PERSONNEL SERVICES Total	**324,347**	**342,584**	**359,165**	**16,581**	**5%**
530 OPERATING EXPENDITURES					
530310 PROFESSIONAL SERVICES	26,800	20,000	33,310	13,310	67%
530340 OTHER SERVICES	22,955	35,000	16,856	(18,144)	-52%
530400 TRAVEL AND PER DIEM	949	1,000	0	(1,000)	-100%
530401 TRAVEL - TRAINING RELATED	-	3,000	5,654	2,654	88%
530410 COMMUNICATIONS	-	0	4,500	4,500	
530440 RENTAL AND LEASES	-	0	32,680	32,680	
530460 REPAIRS AND MAINTENANCE	71,283	61,509	12,300	(49,209)	-80%
530490 OTHER CHARGES/OBLIGATIONS	-	0	0	0	
530499 OPERATING CONTINGENCY	11,892	39,071	0	(39,071)	-100%
530510 OFFICE SUPPLIES	2,265	10,500	6,000	(4,500)	-43%
530520 OPERATING SUPPLIES	233,500	278,984	49,422	(229,562)	-82%
530521 EQUIPMENT $1000-$4999	118,104	61,381	29,700	(31,681)	-52%
530522 TECHNOLOGY SUPPLIES AND SOFTW	74,541	133,967	395,978	262,011	196%
530540 BOOKS, DUES PUBLICATIONS	850	2,000	4,000	2,000	100%
530550 TRAINING	4,084	14,000	19,190	5,190	37%
530 OPERATING EXPENDITURES Total	**567,222**	**660,412**	**609,590**	**(50,822)**	**-8%**
560 CAPITAL OUTLAY					
560642 EQUIPMENT >$4999	-	16,000	78,642	62,642	392%
560 CAPITAL OUTLAY Total	**-**	**16,000**	**78,642**	**62,642**	**392%**
580 GRANTS & AIDS					
580811 AID TO GOVERNMENTAL AGENCIES	63,780	63,780	63,780	0	0%
580 GRANTS & AIDS Total	**63,780**	**63,780**	**63,780**	**0**	**0%**
03 ARTICLE V COURT TECHNOLOGY Total	**955,349**	**1,082,776**	**1,111,177**	**28,401**	**3%**

COURT SUPPORT

EXCLUDES INTERNAL SERVICE CHARGES AND CONTRAS	FY17 ACTUALS	FY18 ADOPTED BUDGET	FY19 PROPOSED BUDGET	VARIANCE	%
03 GUARDIAN AD LITEM					
510 PERSONNEL SERVICES					
510120 REGULAR SALARIES	46,003	47,857	49,294	1,437	3%
510210 SOCIAL SECURITY MATCHING	3,437	3,625	3,734	109	3%
510220 RETIREMENT CONTRIBUTIONS	3,509	3,753	4,031	279	7%
510230 HEALTH AND LIFE INSURANCE	8,720	9,779	11,027	1,249	13%
510240 WORKERS COMPENSATION	92	128	112	(16)	-12%
510 PERSONNEL SERVICES Total	**61,762**	**65,141**	**68,198**	**3,057**	**5%**
530 OPERATING EXPENDITURES					
530310 PROFESSIONAL SERVICES	-	0	0	0	
530340 OTHER SERVICES	15,785	22,000	22,000	0	0%
530400 TRAVEL AND PER DIEM	-	50	50	0	0%
530420 TRANSPORTATION	-	50	50	0	0%
530440 RENTAL AND LEASES	5,233	4,500	4,500	0	0%
530460 REPAIRS AND MAINTENANCE	-	100	100	0	0%
530480 PROMOTIONAL ACTIVITIES	-	0	0	0	
530490 OTHER CHARGES/OBLIGATIONS	2,000	2,000	2,000	0	0%
530499 OPERATING CONTINGENCY	-	0	0	0	
530510 OFFICE SUPPLIES	-	835	835	0	0%
530520 OPERATING SUPPLIES	498	750	750	0	0%
530540 BOOKS, DUES PUBLICATIONS	88	200	200	0	0%
530550 TRAINING	1,065	1,900	1,900	0	0%
530 OPERATING EXPENDITURES Total	**24,669**	**32,385**	**32,385**	**0**	**0%**
03 GUARDIAN AD LITEM Total	**86,431**	**97,526**	**100,583**	**3,057**	**3%**

COURT SUPPORT

EXCLUDES INTERNAL SERVICE CHARGES AND CONTRAS	FY17 ACTUALS	FY18 ADOPTED BUDGET	FY19 PROPOSED BUDGET	VARIANCE	%
03 JUDICIAL					
510 PERSONNEL SERVICES					
510120 REGULAR SALARIES	137,534	143,077	147,369	4,292	3%
510210 SOCIAL SECURITY MATCHING	9,959	10,837	11,162	325	3%
510220 RETIREMENT CONTRIBUTIONS	10,491	11,219	12,052	833	7%
510230 HEALTH AND LIFE INSURANCE	24,505	26,624	29,985	3,361	13%
510240 WORKERS COMPENSATION	276	382	336	(47)	-12%
510 PERSONNEL SERVICES Total	**182,765**	**192,140**	**200,904**	**8,764**	**5%**
530 OPERATING EXPENDITURES					
530310 PROFESSIONAL SERVICES	21,240	27,500	155,000	127,500	464%
530340 OTHER SERVICES	3,345	2,400	2,400	0	0%
530450 INSURANCE PREMIUMS	-	0	212,018	212,018	
530460 REPAIRS AND MAINTENANCE	-	0	0	0	
530490 OTHER CHARGES/OBLIGATIONS	44,644	0	0	0	
530510 OFFICE SUPPLIES	66	0	0	0	
530520 OPERATING SUPPLIES	6,136	1,230	1,230	0	0%
530522 TECHNOLOGY SUPPLIES AND SOFTW	27,377	21,276	0	(21,276)	-100%
530540 BOOKS, DUES PUBLICATIONS	-	250	250	0	0%
530550 TRAINING	500	1,600	1,600	0	0%
530 OPERATING EXPENDITURES Total	**103,308**	**54,256**	**372,498**	**318,242**	**587%**
03 JUDICIAL Total	**286,072**	**246,396**	**573,402**	**327,006**	**133%**

COURT SUPPORT

EXCLUDES INTERNAL SERVICE CHARGES AND CONTRAS	FY17 ACTUALS	FY18 ADOPTED BUDGET	FY19 PROPOSED BUDGET	VARIANCE	%
03 LAW LIBRARY					
580 GRANTS & AIDS					
580821 AID TO PRIVATE ORGANIZATIONS	108,750	108,750	99,443	(9,307)	-9%
580 GRANTS & AIDS Total	**108,750**	**108,750**	**99,443**	**(9,307)**	**-9%**
03 LAW LIBRARY Total	**108,750**	**108,750**	**99,443**	**(9,307)**	**-9%**

COURT SUPPORT

EXCLUDES INTERNAL SERVICE CHARGES AND CONTRAS	FY17 ACTUALS	FY18 ADOPTED BUDGET	FY19 PROPOSED BUDGET	VARIANCE	%
03 LEGAL AID					
580 GRANTS & AIDS					
580821 AID TO PRIVATE ORGANIZATIONS	340,808	345,921	351,110	5,189	2%
580 GRANTS & AIDS Total	**340,808**	**345,921**	**351,110**	**5,189**	**2%**
03 LEGAL AID Total	**340,808**	**345,921**	**351,110**	**5,189**	**2%**

COURT SUPPORT DEPT CO-01

03 ARTICLE V COURT TECHNOLOGY - GENERAL FUND

ARTICLE V TRANSFER

Priority:		**1**	**of**	**2**		
Justification:		(Limit to 1 Page)				

Article V Court Technology Fund revenues are no longer sufficient to fulfill the expenditure requests of the agencies supported by these revenues. In addition, the fund's reserves will be depleted in FY19. As a result, a fund transfer from the General Fund to the Article V Court Technology Fund is required.

Counties are required by s. 14, Art. V of the State Constitution to fund the cost of communications services, existing radio systems, existing multiagency criminal justice information systems, and the cost of construction or lease, maintenance, utilities, and security of facilities for the circuit and county courts, public defenders' offices, state attorneys' offices, guardian ad litem offices, and the offices of the clerks of the circuit and county courts performing court-related functions.

The service charge amount that was implemented in 2004 to provide revenues for exclusively funding court-related technology has never been increased. These revenues are insufficient to adequately fund the budget requests of the courts, state attorney, and public defender within Seminole County. The County's Information Services Department has reviewed these requests and provide its approval.

The Office of Management and Budget is requesting direction from County management in regard to addressing this funding shortfall of $125,309.

F.S. 28.24 (12)(e) An additional service charge of $4 per page shall be paid to the clerk of the circuit court for each instrument listed in s. 28.222, except judgments received from the courts and notices of lis pendens, recorded in the official records. From the additional $4 service charge collected:

F.S. 28.24 (12)(e)1. ...$2 shall be distributed to the board of county commissioners to be used exclusively to fund court-related technology, and court technology needs as defined in s. 29.008(1)(f)2. and (h) for the state trial courts, state attorney, public defender, and criminal conflict and civil regional counsel in that county.

	Additional Staff Required (List FTEs in Justification):	**#**	
Additional Equipment or Vehicle Needs (List in Justification):		○ **YES**	◉ **NO**

FIVE YEAR FINANCIAL IMPACT

FISCAL YEAR	EXPENDITURE INCREASES	EXPENDITURE SAVINGS	REVENUES	NET	NOTES
FY 2018/19	204,086			204,086	
FY 2019/20	400,000			400,000	
FY 2020/21	400,000			400,000	
FY 2021/22	400,000			400,000	
			TOTAL	**1,404,086**	

COURT SUPPORT DEPT CO-01 (2)

03 ARTICLE V COURT TECHNOLOGY - GENERAL FUND

ARTICLE V TRANSFER

Priority:		**1**	**of**	**2**		
Justification:		(Limit to 1 Page)				

F.S. 29.008 (1)(f)2. All computer networks, systems and equipment, including computer hardware and software, modems, printers, wiring, network connections, maintenance, support staff or services including any county-funded support staff located in the offices of the circuit court, county courts, state attorneys, public defenders, guardians ad litem, and criminal conflict and civil regional counsel; training, supplies, and line charges necessary for an integrated computer system to support the operations and management of the state courts system, the offices of the public defenders, the offices of the state attorneys, the guardian ad litem offices, the offices of criminal conflict and civil regional counsel, and the offices of the clerks of the circuit and county courts; and the capability to connect those entities and reporting data to the state as required for the transmission of revenue, performance accountability, case management, data collection, budgeting, and auditing purposes. The integrated computer system shall ... at a minimum, permit the exchange of financial, performance accountability, case management, case disposition, and other data across multiple state and county information systems involving multiple users at both the state level and within each judicial circuit and be able to electronically exchange judicial case background data, sentencing scoresheets, and video evidence information stored in integrated case management systems over secure networks.

F.S. 29.008 (1)(h) ...includes upgrades and maintenance of the current equipment, maintenance and upgrades of supporting technology infrastructure and associated staff, and services and expenses to assure continued information sharing and reporting of information to the state. The counties shall also provide additional information technology services, hardware, and software as needed for new judges and staff of the state courts system, state attorneys' offices, public defenders' offices...

State Attorney is requesting the partial funding of a new Chief Information Officer position that would be a State position. The anticipated annual salary is $120,000, which Seminole County would fund 25% ($30,000), Brevard County would fund 25% ($30,000), and the State would fund 50% (60,000) and all benefits. This position's duties and responsibilities are to coordinate between Information Systems, Database Administration, and Criminal Justice Information System. This position will facilitate the modernization of information technology infrastructure, interface with other elements of the criminal justice system, deploy new automated features, and prepare for the growth of digital evidence.

	Additional Staff Required (List FTEs in Justification):	**#**	
Additional Equipment or Vehicle Needs (List in Justification):		○ **YES**	◉ **NO**

FIVE YEAR FINANCIAL IMPACT

FISCAL YEAR	EXPENDITURE INCREASES	EXPENDITURE SAVINGS	REVENUES	NET	NOTES
FY 2018/19	204,086			204,086	
FY 2019/20	400,000			400,000	
FY 2020/21	400,000			400,000	
FY 2021/22	400,000			400,000	
			TOTAL	**1,404,086**	

Memorandum

TO: Christina Brandolini, Chief Administrator
Office of Human Resources, Seminole County Government

Jerry Visco, Director
Office of Human Resources, Brevard County Government

FROM: Tyler Sirois, Executive Director, Office of the State Attorney

CC: Ashley Guinn Wood, Finance Director, Office of the State Attorney
Hon. Phil Archer, State Attorney

DATE: May 7, 2018

RE: Request for Adjusted Article V Funding

It is our intent to create and fund the position of Chief Information Officer to coordinate between Information Systems, Database Administration, and Criminal Justice Information System. This position will facilitate the modernization of information technology infrastructure, interface with other elements of the criminal justice system, deploy new automated features, and prepare for the growth of digital evidence. This position is critical in meeting our responsibility to achieve successful criminal prosecutions.

The State Attorney's Office anticipates hiring this position as soon as possible and is seeking allocation or reimbursement from Brevard and Seminole County Article V funds, beginning October 1, 2018.

We anticipate an annual salary of $120,000 with the following breakdown:

State Attorney General Revenue:	$60,000.00 + annual benefits and retirement
Seminole County Article V:	$30,000.00
Brevard County Article V:	$30,000.00

As this position and subsequent reorganization is still in development please direct any questions or requests to Tyler Sirois or Ashley Guinn Wood at the State Attorney's Office at (321) 617-7228.

COURT SUPPORT DEPT CO-02

03 JUDICIAL - GENERAL FUND

POST ADJUDICATORY PROBLEM SOLVING DRUG COURT FUNDING MATCH

Priority:		**2**	**of**	**2**		
Justification:		(Limit to 1 Page)				

The Florida Legislature has adopted HB 5001 for FY2018/2019 which provides funding for Problem Solving Courts in the State of Florida.

On May 4, 2018, Florida's Trial Court Budget Commission approved the sum of $425,000 for the use and benefit of Seminole County's Adult and Juvenile Drug Court Programs. The program is designed as an alternative to citizens facing prison time for drug offenses.

As part of the legislative requirements to receive funding for this much needed program, the program is required to provide a 30% in-kind match. The in-kind match must be approved prior to January 1, 2019.

Therefore, the 18th Judicial Circuit Seminole County respectfully requests the sum of $127,500 for FY2018/2019 which represents 30% in-kind match of the total budget allocation received from the State of Florida. Should the pending grant application for the federal SAMSHA grant be awarded to Seminole County for the use and benefit of our Drug Court Program, this funding request will be withdrawn upon legal review and authority, as the SAMSHA funding will be sufficient to meet the required in-kind match requirements stated within this legislation.

Program includes one (1) State postion and contractual services for substance abuse treatment and ancillary services (HIV/Aids and Hepatitis testing and counseling).

Budget Summary

Budget Category	Year One
Salary/Benefits	$71,000.00
Contractual Services	$179,000.00
The Grove Counseling Center	$175,000.00
Operating Capital Outlay	$0
Administrative Costs	$0
Expenses	$0
Total	**$425,000.00**

FUNDING SOURCE

State of Florida - 70%	$297,500.00
Seminole County – 30%	$127,500.00
Total	**$425,000.00**

Additional Staff Required (List FTEs in Justification):	**#**	
Additional Equipment or Vehicle Needs (List in Justification):	○ **YES**	◉ **NO**

FIVE YEAR FINANCIAL IMPACT

FISCAL YEAR	EXPENDITURE INCREASES	EXPENDITURE SAVINGS	REVENUES	NET	NOTES
FY 2018/19	127,500			127,500	
FY 2019/20				-	
FY 2020/21				-	
FY 2021/22				-	
			TOTAL	**127,500**	


SM
SEMINOLE COUNTY
FLORIDA'S NATURAL CHOICE

BUDGET DOCUMENT

04 LEISURE SERVICES DEPARTMENT

AGENCY FUNDS
EXTENSION SERVICE
GREENWAYS & TRAILS
LEISURE SERVICES BUSINESS OFFICE
LIBRARY SERVICES
NATURAL LANDS
PASSIVE PARKS
RECREATIONAL ACTIVITIES & PROGRAMS

LEISURE SERVICES

EXCLUDES INTERNAL SERVICE CHARGES AND CONTRAS	FY17 ACTUALS	FY18 ADOPTED BUDGET	FY19 PROPOSED BUDGET	VARIANCE	%
01 BASE BUDGETS					
04 AGENCY FUNDS	33,044	0	0	0	
04 EXTENSION SERVICE	302,193	377,941	375,931	(2,010)	-1%
04 GREENWAYS & TRAILS	3,135,665	3,352,577	3,392,637	40,060	1%
04 LEISURE BUSINESS OFFICE	695,327	733,580	773,473	39,894	5%
04 LIBRARY SERVICES	5,431,858	5,694,694	5,830,006	135,312	2%
04 NATURAL LANDS	330,523	461,420	457,217	(4,203)	-1%
04 RECREATIONAL ACTIVITIES & P	3,954,429	5,049,795	5,214,154	164,359	3%
01 BASE BUDGETS Total	**13,883,038**	**15,670,007**	**16,043,419**	**373,412**	**2%**
02 FLEET					
04 EXTENSION SERVICE	-	0	29,427	29,427	
04 GREENWAYS & TRAILS	67,901	0	0	0	
04 NATURAL LANDS	-	0	93,000	93,000	
04 PASSIVE PARKS	-	52,600	37,726	(14,874)	-28%
04 RECREATIONAL ACTIVITIES & P	50,027	0	46,826	46,826	
02 FLEET Total	**117,928**	**52,600**	**206,979**	**154,379**	**293%**
03 EQUIPMENT					
04 LIBRARY SERVICES	-	0	0	0	
04 PASSIVE PARKS	-	0	0	0	
04 RECREATIONAL ACTIVITIES & P	73,394	0	0	0	
03 EQUIPMENT Total	**73,394**	**0**	**0**	**0**	
04 FACILITIES PROJECTS					
04 LIBRARY SERVICES	-	154,000	54,800	(99,200)	-64%
04 FACILITIES PROJECTS Total	**-**	**154,000**	**54,800**	**(99,200)**	**-64%**
05 PROJECTS					
04 GREENWAYS & TRAILS	147,190	919,469	200,000	(719,469)	-78%
04 LIBRARY SERVICES	-	0	0	0	
04 NATURAL LANDS	30,303	0	187,500	187,500	
04 RECREATIONAL ACTIVITIES & P	7,843,013	0	362,188	362,188	
05 PROJECTS Total	**8,020,506**	**919,469**	**749,688**	**(169,781)**	**-18%**
06 GRANTS					
04 LIBRARY SERVICES	29,941	49,000	0	(49,000)	-100%
06 GRANTS Total	**29,941**	**49,000**	**0**	**(49,000)**	**-100%**
Grand Total	**22,124,807**	**16,845,076**	**17,054,886**	**209,810**	**1%**

LEISURE SERVICES

EXCLUDES INTERNAL SERVICE CHARGES AND CONTRAS	FY17 ACTUALS	FY18 ADOPTED BUDGET	FY19 PROPOSED BUDGET	VARIANCE	%
04 AGENCY FUNDS					
530 OPERATING EXPENDITURES					
530340 OTHER SERVICES	3,486	0	0	0	
530400 TRAVEL AND PER DIEM	908	0	0	0	
530402 TRAVEL - TRAINING NON-EMPLOYEE	-	0	0	0	
530440 RENTAL AND LEASES	110	0	0	0	
530490 OTHER CHARGES/OBLIGATIONS	6,715	0	0	0	
530510 OFFICE SUPPLIES	-	0	0	0	
530520 OPERATING SUPPLIES	4,832	0	0	0	
530521 EQUIPMENT $1000-$4999	-	0	0	0	
530540 BOOKS, DUES PUBLICATIONS	4,731	0	0	0	
530550 TRAINING	350	0	0	0	
530 OPERATING EXPENDITURES Total	**21,133**	**0**	**0**	**0**	
560 CAPITAL OUTLAY					
560642 EQUIPMENT >$4999	-	0	0	0	
560 CAPITAL OUTLAY Total	**-**	**0**	**0**	**0**	
580 GRANTS & AIDS					
580830 GROVE COUNSELING CENTER	11,911	0	0	0	
580 GRANTS & AIDS Total	**11,911**	**0**	**0**	**0**	
04 AGENCY FUNDS Total	**33,044**	**0**	**0**	**0**	

LEISURE SERVICES

EXCLUDES INTERNAL SERVICE CHARGES AND CONTRAS	FY17 ACTUALS	FY18 ADOPTED BUDGET	FY19 PROPOSED BUDGET	VARIANCE	%
04 EXTENSION SERVICE					
510 PERSONNEL SERVICES					
510120 REGULAR SALARIES	194,764	252,445	253,029	584	0%
510140 OVERTIME	2,508	0	0	0	
510150 SPECIAL PAY	600	600	600	0	0%
510210 SOCIAL SECURITY MATCHING	12,811	19,204	19,277	73	0%
510220 RETIREMENT CONTRIBUTIONS	13,153	14,123	15,131	1,009	7%
510230 HEALTH AND LIFE INSURANCE	29,532	34,351	28,157	(6,193)	-18%
510240 WORKERS COMPENSATION	729	995	1,046	51	5%
510 PERSONNEL SERVICES Total	**254,096**	**321,717**	**317,241**	**(4,476)**	**-1%**
530 OPERATING EXPENDITURES					
530340 OTHER SERVICES	-	0	0	0	
530400 TRAVEL AND PER DIEM	643	3,852	3,626	(226)	-6%
530401 TRAVEL - TRAINING RELATED	3,516	4,024	4,210	186	5%
530420 TRANSPORTATION	198	150	200	50	33%
530430 UTILITIES - ELECTRICITY	10,055	11,225	11,225	0	0%
530439 UTILITIES - OTHER	8,882	5,094	5,094	0	0%
530450 INSURANCE PREMIUMS	-	0	2,466	2,466	
530460 REPAIRS AND MAINTENANCE	300	250	250	0	0%
530490 OTHER CHARGES/OBLIGATIONS	543	1,200	1,200	0	0%
530510 OFFICE SUPPLIES	6,160	2,142	2,742	600	28%
530520 OPERATING SUPPLIES	13,451	21,091	20,554	(537)	-3%
530521 EQUIPMENT $1000-$4999	-	0	0	0	
530522 TECHNOLOGY SUPPLIES AND SOFTW	200	2,080	2,080	0	0%
530540 BOOKS, DUES PUBLICATIONS	2,286	3,561	3,488	(73)	-2%
530550 TRAINING	1,862	1,555	1,555	0	0%
530 OPERATING EXPENDITURES Total	**48,096**	**56,224**	**58,690**	**2,466**	**4%**
560 CAPITAL OUTLAY					
560642 EQUIPMENT >$4999	-	0	29,427	29,427	
560 CAPITAL OUTLAY Total	**-**	**0**	**29,427**	**29,427**	
04 EXTENSION SERVICE Total	**302,193**	**377,941**	**405,358**	**27,417**	**7%**

LEISURE SERVICES

EXCLUDES INTERNAL SERVICE CHARGES AND CONTRAS	FY17 ACTUALS	FY18 ADOPTED BUDGET	FY19 PROPOSED BUDGET	VARIANCE	%
04 GREENWAYS & TRAILS					
510 PERSONNEL SERVICES					
510120 REGULAR SALARIES	586,281	667,649	674,170	6,520	1%
510140 OVERTIME	1,936	1,545	1,545	0	0%
510150 SPECIAL PAY	600	600	600	0	0%
510210 SOCIAL SECURITY MATCHING	42,252	50,726	51,182	456	1%
510220 RETIREMENT CONTRIBUTIONS	45,459	52,394	55,263	2,869	5%
510230 HEALTH AND LIFE INSURANCE	154,815	181,757	206,543	24,786	14%
510240 WORKERS COMPENSATION	21,491	26,489	25,788	(701)	-3%
510 PERSONNEL SERVICES Total	**852,832**	**981,160**	**1,015,090**	**33,930**	**3%**
530 OPERATING EXPENDITURES					
530310 PROFESSIONAL SERVICES	-	0	0	0	
530340 OTHER SERVICES	15,000	0	0	0	
530400 TRAVEL AND PER DIEM	1,193	800	800	0	0%
530420 TRANSPORTATION	-	0	0	0	
530430 UTILITIES - ELECTRICITY	23,817	24,218	24,218	0	0%
530439 UTILITIES - OTHER	30,340	29,243	29,243	0	0%
530440 RENTAL AND LEASES	2,309	8,000	8,000	0	0%
530460 REPAIRS AND MAINTENANCE	2,074,015	2,137,647	2,137,647	0	0%
530469 REPAIRS/MAINTENANCE-OTHER	-	0	0	0	
530470 PRINTING AND BINDING	192	0	0	0	
530480 PROMOTIONAL ACTIVITIES	248	0	0	0	
530490 OTHER CHARGES/OBLIGATIONS	-	0	2,500	2,500	
530510 OFFICE SUPPLIES	2,835	550	550	0	0%
530520 OPERATING SUPPLIES	136,165	165,985	165,985	0	0%
530521 EQUIPMENT $1000-$4999	2,820	0	0	0	
530522 TECHNOLOGY SUPPLIES AND SOFTW	665	584	4,034	3,450	591%
530529 OPERATING SUPPLIES-OTHER	4,913	0	0	0	
530540 BOOKS, DUES PUBLICATIONS	1,029	770	950	180	23%
530550 TRAINING	2,292	3,620	3,620	0	0%
530 OPERATING EXPENDITURES Total	**2,297,832**	**2,371,417**	**2,377,547**	**6,130**	**0%**
560 CAPITAL OUTLAY					
560630 IMPROVEMENTS OTH THAN BLD	131,970	0	0	0	
560642 EQUIPMENT >$4999	67,901	0	0	0	
560650 CONSTRUCTION IN PROGRESS	-	822,807	200,000	(622,807)	-76%
560680 DESIGN	220	96,662	0	(96,662)	-100%
560699 PROJECT CONTINGENCY	-	0	0	0	
560 CAPITAL OUTLAY Total	**200,091**	**919,469**	**200,000**	**(719,469)**	**-78%**
580 GRANTS & AIDS					
580811 AID TO GOVERNMENTAL AGENCIES	-	0	0	0	
580 GRANTS & AIDS Total	**-**	**0**	**0**	**0**	
04 GREENWAYS & TRAILS Total	**3,350,756**	**4,272,046**	**3,592,637**	**(679,409)**	**-16%**

LEISURE SERVICES

EXCLUDES INTERNAL SERVICE CHARGES AND CONTRAS	FY17 ACTUALS	FY18 ADOPTED BUDGET	FY19 PROPOSED BUDGET	VARIANCE	%
04 LEISURE BUSINESS OFFICE					
510 PERSONNEL SERVICES					
510120 REGULAR SALARIES	382,238	406,306	413,368	7,063	2%
510140 OVERTIME	7,164	0	0	0	
510150 SPECIAL PAY	3,300	3,300	3,300	0	0%
510210 SOCIAL SECURITY MATCHING	28,654	30,775	31,310	535	2%
510220 RETIREMENT CONTRIBUTIONS	48,313	51,546	55,466	3,921	8%
510230 HEALTH AND LIFE INSURANCE	69,042	80,634	97,631	16,996	21%
510240 WORKERS COMPENSATION	4,766	6,605	6,730	125	2%
510 PERSONNEL SERVICES Total	**543,478**	**579,166**	**607,805**	**28,640**	**5%**
530 OPERATING EXPENDITURES					
530340 OTHER SERVICES	-	0	0	0	
530400 TRAVEL AND PER DIEM	500	1,930	1,930	0	0%
530401 TRAVEL - TRAINING RELATED	524	0	4,000	4,000	
530420 TRANSPORTATION	-	0	0	0	
530460 REPAIRS AND MAINTENANCE	-	0	0	0	
530490 OTHER CHARGES/OBLIGATIONS	-	0	0	0	
530499 OPERATING CONTINGENCY	-	0	18,000	18,000	
530510 OFFICE SUPPLIES	1,464	250	250	0	0%
530520 OPERATING SUPPLIES	332	522	522	0	0%
530522 TECHNOLOGY SUPPLIES AND SOFTW	13,541	14,804	874	(13,930)	-94%
530540 BOOKS, DUES PUBLICATIONS	980	1,340	980	(360)	-27%
530550 TRAINING	805	830	1,830	1,000	120%
530 OPERATING EXPENDITURES Total	**18,146**	**19,676**	**28,386**	**8,710**	**44%**
580 GRANTS & AIDS					
580821 AID TO PRIVATE ORGANIZATIONS	133,703	134,738	137,282	2,544	2%
580 GRANTS & AIDS Total	**133,703**	**134,738**	**137,282**	**2,544**	**2%**
04 LEISURE BUSINESS OFFICE Total	**695,327**	**733,580**	**773,473**	**39,894**	**5%**

LEISURE SERVICES

EXCLUDES INTERNAL SERVICE CHARGES AND CONTRAS	FY17 ACTUALS	FY18 ADOPTED BUDGET	FY19 PROPOSED BUDGET	VARIANCE	%
04 LIBRARY SERVICES					
510 PERSONNEL SERVICES					
510120 REGULAR SALARIES	2,213,248	3,027,092	2,977,604	(49,488)	-2%
510125 PART-TIME PERSONNEL	590,451	0	0	0	
510140 OVERTIME	63,720	0	0	0	
510150 SPECIAL PAY	2,850	3,000	3,000	0	0%
510210 SOCIAL SECURITY MATCHING	213,533	229,859	231,909	2,051	1%
510220 RETIREMENT CONTRIBUTIONS	222,299	238,157	254,173	16,016	7%
510230 HEALTH AND LIFE INSURANCE	495,877	550,979	629,253	78,274	14%
510240 WORKERS COMPENSATION	5,526	8,113	6,972	(1,140)	-14%
510 PERSONNEL SERVICES Total	**3,807,504**	**4,057,199**	**4,102,912**	**45,713**	**1%**
530 OPERATING EXPENDITURES					
530340 OTHER SERVICES	123,548	85,350	86,850	1,500	2%
530400 TRAVEL AND PER DIEM	2,466	4,394	4,394	0	0%
530401 TRAVEL - TRAINING RELATED	991	0	0	0	
530410 COMMUNICATIONS	3	0	0	0	
530420 TRANSPORTATION	109	15	15	0	0%
530430 UTILITIES - ELECTRICITY	164,055	187,983	187,983	0	0%
530439 UTILITIES - OTHER	63,697	59,648	59,648	0	0%
530440 RENTAL AND LEASES	233,279	233,280	233,280	0	0%
530450 INSURANCE PREMIUMS	-	0	39,599	39,599	
530460 REPAIRS AND MAINTENANCE	-	775	775	0	0%
530470 PRINTING AND BINDING	-	5,000	3,500	(1,500)	-30%
530480 PROMOTIONAL ACTIVITIES	-	0	0	0	
530490 OTHER CHARGES/OBLIGATIONS	-	0	0	0	
530499 OPERATING CONTINGENCY	-	49,000	0	(49,000)	-100%
530510 OFFICE SUPPLIES	11,605	11,052	11,052	0	0%
530520 OPERATING SUPPLIES	70,426	37,395	87,395	50,000	134%
530521 EQUIPMENT $1000-$4999	2,641	0	0	0	
530522 TECHNOLOGY SUPPLIES AND SOFTW	65,830	90,159	90,159	0	0%
530540 BOOKS, DUES PUBLICATIONS	3,375	3,675	3,675	0	0%
530 OPERATING EXPENDITURES Total	**742,024**	**767,726**	**808,325**	**40,599**	**5%**
560 CAPITAL OUTLAY					
560642 EQUIPMENT >$4999	23,936	0	0	0	
560650 CONSTRUCTION IN PROGRESS	-	154,000	54,800	(99,200)	-64%
560660 LIBRARY BOOKS & MATERIALS	888,335	918,769	918,769	0	0%
560680 DESIGN	-	0	0	0	
560 CAPITAL OUTLAY Total	**912,271**	**1,072,769**	**973,569**	**(99,200)**	**-9%**
04 LIBRARY SERVICES Total	**5,461,799**	**5,897,694**	**5,884,806**	**(12,888)**	**0%**

LEISURE SERVICES

EXCLUDES INTERNAL SERVICE CHARGES AND CONTRAS	FY17 ACTUALS	FY18 ADOPTED BUDGET	FY19 PROPOSED BUDGET	VARIANCE	%
04 NATURAL LANDS					
510 PERSONNEL SERVICES					
510120 REGULAR SALARIES	170,556	187,216	180,617	(6,599)	-4%
510125 PART-TIME PERSONNEL	10,839	0	0	0	
510140 OVERTIME	1,331	0	0	0	
510210 SOCIAL SECURITY MATCHING	13,158	14,180	13,701	(479)	-3%
510220 RETIREMENT CONTRIBUTIONS	13,079	14,681	14,794	113	1%
510230 HEALTH AND LIFE INSURANCE	36,200	43,471	41,284	(2,187)	-5%
510240 WORKERS COMPENSATION	5,698	6,892	7,116	224	3%
510 PERSONNEL SERVICES Total	**250,861**	**266,440**	**257,512**	**(8,928)**	**-3%**
530 OPERATING EXPENDITURES					
530310 PROFESSIONAL SERVICES	2,802	28,800	28,800	0	0%
530340 OTHER SERVICES	48,513	92,920	92,920	0	0%
530400 TRAVEL AND PER DIEM	-	1,000	1,000	0	0%
530401 TRAVEL - TRAINING RELATED	731	0	0	0	
530430 UTILITIES - ELECTRICITY	136	240	240	0	0%
530439 UTILITIES - OTHER	5	87	87	0	0%
530440 RENTAL AND LEASES	6,536	0	0	0	
530450 INSURANCE PREMIUMS	-	0	4,725	4,725	
530460 REPAIRS AND MAINTENANCE	1,900	50,000	50,000	0	0%
530470 PRINTING AND BINDING	-	0	0	0	
530480 PROMOTIONAL ACTIVITIES	-	0	0	0	
530490 OTHER CHARGES/OBLIGATIONS	350	100	100	0	0%
530510 OFFICE SUPPLIES	577	300	300	0	0%
530520 OPERATING SUPPLIES	17,917	19,933	19,933	0	0%
530521 EQUIPMENT $1000-$4999	-	1,000	1,000	0	0%
530522 TECHNOLOGY SUPPLIES AND SOFTW	-	0	0	0	
530540 BOOKS, DUES PUBLICATIONS	20	0	0	0	
530550 TRAINING	175	600	600	0	0%
530 OPERATING EXPENDITURES Total	**79,662**	**194,980**	**199,705**	**4,725**	**2%**
560 CAPITAL OUTLAY					
560630 IMPROVEMENTS OTH THAN BLD	-	0	0	0	
560642 EQUIPMENT >$4999	-	0	93,000	93,000	
560650 CONSTRUCTION IN PROGRESS	30,303	0	187,500	187,500	
560680 DESIGN	-	0	0	0	
560699 PROJECT CONTINGENCY	-	0	0	0	
560 CAPITAL OUTLAY Total	**30,303**	**0**	**280,500**	**280,500**	
04 NATURAL LANDS Total	**360,826**	**461,420**	**737,717**	**276,297**	**60%**

LEISURE SERVICES

EXCLUDES INTERNAL SERVICE CHARGES AND CONTRAS	FY17 ACTUALS	FY18 ADOPTED BUDGET	FY19 PROPOSED BUDGET	VARIANCE	%
04 PASSIVE PARKS					
530 OPERATING EXPENDITURES					
530520 OPERATING SUPPLIES	-	0	0	0	
530 OPERATING EXPENDITURES Total	**-**	**0**	**0**	**0**	
560 CAPITAL OUTLAY					
560642 EQUIPMENT >$4999	-	52,600	37,726	(14,874)	-28%
560 CAPITAL OUTLAY Total	**-**	**52,600**	**37,726**	**(14,874)**	**-28%**
04 PASSIVE PARKS Total	**-**	**52,600**	**37,726**	**(14,874)**	**-28%**

LEISURE SERVICES

EXCLUDES INTERNAL SERVICE CHARGES AND CONTRAS	FY17 ACTUALS	FY18 ADOPTED BUDGET	FY19 PROPOSED BUDGET	VARIANCE	%
04 RECREATIONAL ACTIVITIES & P					
510 PERSONNEL SERVICES					
510120 REGULAR SALARIES	1,382,987	1,869,205	1,890,303	21,097	1%
510125 PART-TIME PERSONNEL	214,091	0	0	0	
510140 OVERTIME	60,760	26,875	26,875	0	0%
510150 SPECIAL PAY	2,883	3,000	3,000	0	0%
510210 SOCIAL SECURITY MATCHING	122,275	143,938	149,353	5,415	4%
510220 RETIREMENT CONTRIBUTIONS	128,614	147,323	160,372	13,048	9%
510230 HEALTH AND LIFE INSURANCE	366,331	455,030	505,116	50,086	11%
510240 WORKERS COMPENSATION	46,876	71,794	76,209	4,414	6%
511000 CONTRA PERSONAL SERVICES	(38,224)	0	0	0	
510 PERSONNEL SERVICES Total	**2,286,592**	**2,717,166**	**2,811,227**	**94,060**	**3%**
530 OPERATING EXPENDITURES					
530310 PROFESSIONAL SERVICES	5,599	0	0	0	
530340 OTHER SERVICES	461,042	725,843	711,801	(14,042)	-2%
530400 TRAVEL AND PER DIEM	989	1,200	1,100	(100)	-8%
530401 TRAVEL - TRAINING RELATED	45	0	0	0	
530420 TRANSPORTATION	7	0	0	0	
530430 UTILITIES - ELECTRICITY	337,521	355,891	368,793	12,902	4%
530439 UTILITIES - OTHER	146,468	129,014	149,220	20,206	16%
530440 RENTAL AND LEASES	5,753	11,807	11,807	0	0%
530450 INSURANCE PREMIUMS	-	0	69,330	69,330	
530460 REPAIRS AND MAINTENANCE	235,400	329,772	329,256	(516)	0%
530470 PRINTING AND BINDING	-	500	500	0	0%
530480 PROMOTIONAL ACTIVITIES	-	0	0	0	
530490 OTHER CHARGES/OBLIGATIONS	3,741	0	17,500	17,500	
530499 OPERATING CONTINGENCY	-	22,431	1,000	(21,431)	-96%
530510 OFFICE SUPPLIES	9,886	7,868	7,468	(400)	-5%
530520 OPERATING SUPPLIES	493,671	696,588	669,026	(27,562)	-4%
530521 EQUIPMENT $1000-$4999	63,147	31,930	26,291	(5,639)	-18%
530522 TECHNOLOGY SUPPLIES AND SOFTW	4,103	584	21,604	21,020	3599%
530529 OPERATING SUPPLIES-OTHER	-	0	0	0	
530540 BOOKS, DUES PUBLICATIONS	10,422	14,494	13,324	(1,170)	-8%
530550 TRAINING	2,045	4,707	4,907	200	4%
530 OPERATING EXPENDITURES Total	**1,779,839**	**2,332,629**	**2,402,927**	**70,298**	**3%**
560 CAPITAL OUTLAY					
560610 LAND	-	0	0	0	
560630 IMPROVEMENTS OTH THAN BLD	276,949	0	309,688	309,688	
560640 EQUIPMENT	-	0	0	0	
560642 EQUIPMENT >$4999	223,789	0	46,826	46,826	
560646 CAPITAL SOFTWARE>$4,999	37,119	0	0	0	
560650 CONSTRUCTION IN PROGRESS	7,283,434	0	52,500	52,500	
560680 DESIGN	-	0	0	0	
560 CAPITAL OUTLAY Total	**7,821,290**	**0**	**409,014**	**409,014**	
570 DEBT SERVICE					

LEISURE SERVICES

EXCLUDES INTERNAL SERVICE CHARGES AND CONTRAS	FY17 ACTUALS	FY18 ADOPTED BUDGET	FY19 PROPOSED BUDGET	VARIANCE	%
570720 INTEREST	33,141	0	0	0	
570 DEBT SERVICE Total	**33,141**	**0**	**0**	**0**	
580 GRANTS & AIDS					
580821 AID TO PRIVATE ORGANIZATIONS	-	0	0	0	
580 GRANTS & AIDS Total	**-**	**0**	**0**	**0**	
04 RECREATIONAL ACTIVITIES & P Total	**11,920,863**	**5,049,795**	**5,623,168**	**573,373**	**11%**


SM
SEMINOLE COUNTY
FLORIDA'S NATURAL CHOICE

BUDGET DOCUMENT

05 FIRE DEPARTMENT

CASSELBERRY EMS/FIRE
EMERGENCY COMMUNICATIONS
EMS PERFORMANCE MANAGEMENT
EMS/FIRE/RESCUE
FIRE PREVENTION BUREAU

FIRE

EXCLUDES INTERNAL SERVICE CHARGES AND CONTRAS	FY17 ACTUALS	FY18 ADOPTED BUDGET	FY19 PROPOSED BUDGET	VARIANCE	%
01 BASE BUDGETS					
05 CASSELBERRY EMS/FIRE	3,687,353	3,883,705	4,116,460	232,755	6%
05 EMERGENCY COMMUNICATIONS	2,198,139	2,344,929	2,595,725	250,796	11%
05 EMS PERFORMANCE MANAGEMENT	252,851	362,619	286,183	(76,436)	-21%
05 EMS/FIRE/RESCUE	45,022,070	48,949,646	51,227,228	2,277,582	5%
05 FIRE BUSINESS OFFICE	85,043	0	0	0	
05 FIRE PREVENTION BUREAU	763,346	861,904	929,595	67,691	8%
01 BASE BUDGETS Total	**52,008,801**	**56,402,803**	**59,155,190**	**2,752,388**	**5%**
02 FLEET					
05 EMS/FIRE/RESCUE	3,355,242	3,883,097	3,385,040	(498,057)	-13%
02 FLEET Total	**3,355,242**	**3,883,097**	**3,385,040**	**(498,057)**	**-13%**
03 EQUIPMENT					
05 CASSELBERRY EMS/FIRE	-	83,067	59,789	(23,278)	-28%
05 EMERGENCY COMMUNICATIONS	8,640	0	0	0	
05 EMS/FIRE/RESCUE	601,619	1,459,039	756,697	(702,342)	-48%
03 EQUIPMENT Total	**610,260**	**1,542,106**	**816,486**	**(725,620)**	**-47%**
04 FACILITIES PROJECTS					
05 CASSELBERRY EMS/FIRE	-	0	0	0	
05 EMS/FIRE/RESCUE	22,651	116,075	38,200	(77,875)	-67%
04 FACILITIES PROJECTS Total	**22,651**	**116,075**	**38,200**	**(77,875)**	**-67%**
05 PROJECTS					
05 CASSELBERRY EMS/FIRE	8,505	0	0	0	
05 EMERGENCY COMMUNICATIONS	106,195	0	200,000	200,000	
05 EMS/FIRE/RESCUE	285,012	1,823,967	13,619	(1,810,348)	-99%
05 PROJECTS Total	**399,711**	**1,823,967**	**213,619**	**(1,610,348)**	**-88%**
06 GRANTS					
05 EMS/FIRE/RESCUE	34,514	0	0	0	
06 GRANTS Total	**34,514**	**0**	**0**	**0**	
Grand Total	**56,431,180**	**63,768,048**	**63,608,535**	**(159,512)**	**0%**

FIRE

EXCLUDES INTERNAL SERVICE CHARGES AND CONTRAS	FY17 ACTUALS	FY18 ADOPTED BUDGET	FY19 PROPOSED BUDGET	VARIANCE	%
05 CASSELBERRY EMS/FIRE					
510 PERSONNEL SERVICES					
510120 REGULAR SALARIES	2,006,277	2,163,009	2,271,160	108,152	5%
510125 PART-TIME PERSONNEL	29,125	0	0	0	
510140 OVERTIME	255,404	282,090	282,089	(1)	0%
510150 SPECIAL PAY	3,900	3,000	1,800	(1,200)	-40%
510210 SOCIAL SECURITY MATCHING	169,667	166,868	164,525	(2,343)	-1%
510220 RETIREMENT CONTRIBUTIONS	402,713	347,083	398,251	51,168	15%
510230 HEALTH AND LIFE INSURANCE	520,501	538,227	619,849	81,622	15%
510240 WORKERS COMPENSATION	90,521	119,201	101,688	(17,513)	-15%
510 PERSONNEL SERVICES Total	**3,478,109**	**3,619,478**	**3,839,362**	**219,884**	**6%**
530 OPERATING EXPENDITURES					
530310 PROFESSIONAL SERVICES	25,200	25,200	25,200	0	0%
530340 OTHER SERVICES	29,866	48,307	48,307	0	0%
530430 UTILITIES - ELECTRICITY	23,011	28,000	28,000	0	0%
530439 UTILITIES - OTHER	15,438	20,000	20,000	0	0%
530450 INSURANCE PREMIUMS	-	0	4,829	4,829	
530460 REPAIRS AND MAINTENANCE	33,900	33,820	36,470	2,650	8%
530490 OTHER CHARGES/OBLIGATIONS	1,470	2,080	1,815	(265)	-13%
530499 OPERATING CONTINGENCY	-	0	0	0	
530510 OFFICE SUPPLIES	-	500	500	0	0%
530520 OPERATING SUPPLIES	35,919	77,447	31,000	(46,447)	-60%
530521 EQUIPMENT $1000-$4999	25,742	16,620	0	(16,620)	-100%
530522 TECHNOLOGY SUPPLIES AND SOFTW	4,811	3,560	3,560	0	0%
530529 OPERATING SUPPLIES-OTHER	22,392	71,760	77,417	5,657	8%
530560 FUEL	-	0	0	0	
530 OPERATING EXPENDITURES Total	**217,749**	**327,294**	**277,098**	**(50,196)**	**-15%**
560 CAPITAL OUTLAY					
560630 IMPROVEMENTS OTH THAN BLD	-	0	0	0	
560642 EQUIPMENT >$4999	-	20,000	59,789	39,789	199%
560 CAPITAL OUTLAY Total	**-**	**20,000**	**59,789**	**39,789**	**199%**
599 RESERVES					
599998 RESERVE FOR CONTINGENCIES	-	0	0	0	
599 RESERVES Total	**-**	**0**	**0**	**0**	
05 CASSELBERRY EMS/FIRE Total	**3,695,858**	**3,966,772**	**4,176,249**	**209,477**	**5%**

FIRE

EXCLUDES INTERNAL SERVICE CHARGES AND CONTRAS	FY17 ACTUALS	FY18 ADOPTED BUDGET	FY19 PROPOSED BUDGET	VARIANCE	%
05 EMERGENCY COMMUNICATIONS					
510 PERSONNEL SERVICES					
510120 REGULAR SALARIES	1,156,329	1,263,903	1,290,340	26,436	2%
510125 PART-TIME PERSONNEL	819	0	0	0	
510140 OVERTIME	343,837	335,563	334,196	(1,367)	0%
510150 SPECIAL PAY	3,150	13,760	5,400	(8,360)	-61%
510210 SOCIAL SECURITY MATCHING	110,626	120,686	122,505	1,819	2%
510220 RETIREMENT CONTRIBUTIONS	114,335	110,017	132,273	22,256	20%
510230 HEALTH AND LIFE INSURANCE	325,532	347,286	390,270	42,984	12%
510240 WORKERS COMPENSATION	3,026	4,260	3,683	(576)	-14%
510 PERSONNEL SERVICES Total	**2,057,654**	**2,195,475**	**2,278,667**	**83,192**	**4%**
530 OPERATING EXPENDITURES					
530310 PROFESSIONAL SERVICES	-	0	0	0	
530340 OTHER SERVICES	34,605	3,490	4,150	660	19%
530401 TRAVEL - TRAINING RELATED	2,625	3,600	5,600	2,000	56%
530410 COMMUNICATIONS	-	0	0	0	
530460 REPAIRS AND MAINTENANCE	-	0	0	0	
530510 OFFICE SUPPLIES	692	3,000	3,000	0	0%
530520 OPERATING SUPPLIES	9,507	14,300	14,500	200	1%
530521 EQUIPMENT $1000-$4999	-	0	0	0	
530522 TECHNOLOGY SUPPLIES AND SOFTW	104,422	103,235	251,819	148,584	144%
530540 BOOKS, DUES PUBLICATIONS	221	856	1,531	675	79%
530550 TRAINING	18,868	20,973	36,458	15,485	74%
530 OPERATING EXPENDITURES Total	**170,940**	**149,454**	**317,058**	**167,604**	**112%**
560 CAPITAL OUTLAY					
560620 BUILDINGS	-	0	0	0	
560642 EQUIPMENT >$4999	8,640	0	0	0	
560646 CAPITAL SOFTWARE>$4,999	75,740	0	0	0	
560650 CONSTRUCTION IN PROGRESS	-	0	200,000	200,000	
560 CAPITAL OUTLAY Total	**84,380**	**0**	**200,000**	**200,000**	
05 EMERGENCY COMMUNICATIONS Total	**2,312,974**	**2,344,929**	**2,795,725**	**450,796**	**19%**

FIRE

EXCLUDES INTERNAL SERVICE CHARGES AND CONTRAS	FY17 ACTUALS	FY18 ADOPTED BUDGET	FY19 PROPOSED BUDGET	VARIANCE	%
05 EMS PERFORMANCE MANAGEMENT					
510 PERSONNEL SERVICES					
510120 REGULAR SALARIES	2,200	59,317	0	(59,317)	-100%
510140 OVERTIME	987	0	0	0	
510210 SOCIAL SECURITY MATCHING	233	4,493	0	(4,493)	-100%
510220 RETIREMENT CONTRIBUTIONS	254	4,651	0	(4,651)	-100%
510230 HEALTH AND LIFE INSURANCE	571	14,875	0	(14,875)	-100%
510240 WORKERS COMPENSATION	-	3,336	0	(3,336)	-100%
510 PERSONNEL SERVICES Total	**4,244**	**86,672**	**0**	**(86,672)**	**-100%**
530 OPERATING EXPENDITURES					
530310 PROFESSIONAL SERVICES	241,304	260,472	269,846	9,374	4%
530401 TRAVEL - TRAINING RELATED	-	1,250	1,250	0	0%
530450 INSURANCE PREMIUMS	-	0	862	862	
530460 REPAIRS AND MAINTENANCE	-	1,500	1,500	0	0%
530490 OTHER CHARGES/OBLIGATIONS	7,303	8,150	8,150	0	0%
530510 OFFICE SUPPLIES	-	750	750	0	0%
530520 OPERATING SUPPLIES	-	3,500	3,500	0	0%
530540 BOOKS, DUES PUBLICATIONS	-	325	325	0	0%
530 OPERATING EXPENDITURES Total	**248,607**	**275,947**	**286,183**	**10,236**	**4%**
05 EMS PERFORMANCE MANAGEMENT Total	**252,851**	**362,619**	**286,183**	**(76,436)**	**-21%**

FIRE

EXCLUDES INTERNAL SERVICE CHARGES AND CONTRAS	FY17 ACTUALS	FY18 ADOPTED BUDGET	FY19 PROPOSED BUDGET	VARIANCE	%
05 EMS/FIRE/RESCUE					
510 PERSONNEL SERVICES					
510120 REGULAR SALARIES	23,147,312	24,905,773	26,152,766	1,246,993	5%
510125 PART-TIME PERSONNEL	-	0	0	0	
510130 OTHER PERSONAL SERVICES	59	0	0	0	
510140 OVERTIME	3,736,452	3,669,499	3,744,499	75,000	2%
510150 SPECIAL PAY	12,200	13,800	10,200	(3,600)	-26%
510190 HOLIDAY PAY	-	1,125,277	1,114,560	(10,717)	-1%
510210 SOCIAL SECURITY MATCHING	1,998,487	2,076,367	2,053,926	(22,441)	-1%
510220 RETIREMENT CONTRIBUTIONS	5,787,019	5,942,088	6,054,270	112,183	2%
510230 HEALTH AND LIFE INSURANCE	5,552,572	5,578,744	6,333,685	754,941	14%
510240 WORKERS COMPENSATION	1,121,234	1,474,148	1,300,238	(173,911)	-12%
510 PERSONNEL SERVICES Total	**41,355,335**	**44,785,695**	**46,764,143**	**1,978,448**	**4%**
530 OPERATING EXPENDITURES					
530310 PROFESSIONAL SERVICES	349,580	358,100	393,000	34,900	10%
530340 OTHER SERVICES	324,926	374,763	399,990	25,227	7%
530400 TRAVEL AND PER DIEM	2,886	5,500	5,500	0	0%
530401 TRAVEL - TRAINING RELATED	12,078	36,200	26,200	(10,000)	-28%
530410 COMMUNICATIONS	4,261	4,932	10,224	5,292	107%
530420 TRANSPORTATION	69	100	100	0	0%
530430 UTILITIES - ELECTRICITY	204,801	230,000	230,000	0	0%
530439 UTILITIES - OTHER	104,772	127,000	133,355	6,355	5%
530440 RENTAL AND LEASES	8,848	6,750	9,440	2,690	40%
530450 INSURANCE PREMIUMS	-	0	488,698	488,698	
530460 REPAIRS AND MAINTENANCE	330,850	453,912	455,269	1,357	0%
530470 PRINTING AND BINDING	-	4,000	2,000	(2,000)	-50%
530480 PROMOTIONAL ACTIVITIES	13,004	5,000	5,000	0	0%
530490 OTHER CHARGES/OBLIGATIONS	23,117	12,350	50,211	37,861	307%
530499 OPERATING CONTINGENCY	-	0	0	0	
530510 OFFICE SUPPLIES	22,671	20,000	18,000	(2,000)	-10%
530520 OPERATING SUPPLIES	1,052,594	1,647,215	1,162,607	(484,608)	-29%
530521 EQUIPMENT $1000-$4999	242,812	402,805	164,200	(238,605)	-59%
530522 TECHNOLOGY SUPPLIES AND SOFTW	130,279	117,417	149,967	32,550	28%
530529 OPERATING SUPPLIES-OTHER	558,431	720,983	770,983	50,000	7%
530540 BOOKS, DUES PUBLICATIONS	10,844	13,075	12,500	(575)	-4%
530550 TRAINING	146,678	204,800	181,600	(23,200)	-11%
530560 FUEL	103,634	130,000	130,000	0	0%
530 OPERATING EXPENDITURES Total	**3,647,134**	**4,874,902**	**4,798,844**	**(76,058)**	**-2%**
560 CAPITAL OUTLAY					
560610 LAND	-	1,823,967	0	(1,823,967)	-100%
560620 BUILDINGS	-	0	0	0	
560630 IMPROVEMENTS OTH THAN BLD	144,607	116,075	0	(116,075)	-100%
560640 EQUIPMENT	-	0	0	0	
560642 EQUIPMENT >$4999	3,549,500	3,713,137	3,809,437	96,300	3%
560646 CAPITAL SOFTWARE>$4,999	-	0	0	0	
560650 CONSTRUCTION IN PROGRESS	139,928	0	0	0	

FIRE

EXCLUDES INTERNAL SERVICE CHARGES AND CONTRAS	FY17 ACTUALS	FY18 ADOPTED BUDGET	FY19 PROPOSED BUDGET	VARIANCE	%
560670 ROADS	-	0	0	0	
560 CAPITAL OUTLAY Total	**3,834,035**	**5,653,179**	**3,809,437**	**(1,843,742)**	**-33%**
580 GRANTS & AIDS					
580811 AID TO GOVERNMENTAL AGENCIES	338,183	918,048	48,360	(869,688)	-95%
580833 OTHER GRANTS & AIDS/INDIVIDUAL	-	0	0	0	
580 GRANTS & AIDS Total	**338,183**	**918,048**	**48,360**	**(869,688)**	**-95%**
590 INTERFUND TRANSFERS OUT					
590910 INTERFUND TRANSFER	146,420	0	0	0	
590 INTERFUND TRANSFERS OUT Total	**146,420**	**0**	**0**	**0**	
599 RESERVES					
599994 RESERVE FOR CAPITAL IMPROVEMEI	-	0	0	0	
599 RESERVES Total	**-**	**0**	**0**	**0**	
05 EMS/FIRE/RESCUE Total	**49,321,108**	**56,231,824**	**55,420,784**	**(811,040)**	**-1%**

FIRE

EXCLUDES INTERNAL SERVICE CHARGES AND CONTRAS	FY17 ACTUALS	FY18 ADOPTED BUDGET	FY19 PROPOSED BUDGET	VARIANCE	%
05 FIRE BUSINESS OFFICE					
510 PERSONNEL SERVICES					
510120 REGULAR SALARIES	55,093	0	0	0	
510140 OVERTIME	5,441	0	0	0	
510150 SPECIAL PAY	-	0	0	0	
510210 SOCIAL SECURITY MATCHING	4,374	0	0	0	
510220 RETIREMENT CONTRIBUTIONS	4,626	0	0	0	
510230 HEALTH AND LIFE INSURANCE	13,102	0	0	0	
510240 WORKERS COMPENSATION	2,407	0	0	0	
510 PERSONNEL SERVICES Total	**85,043**	**0**	**0**	**0**	
530 OPERATING EXPENDITURES					
530400 TRAVEL AND PER DIEM	-	0	0	0	
530401 TRAVEL - TRAINING RELATED	-	0	0	0	
530410 COMMUNICATIONS	-	0	0	0	
530490 OTHER CHARGES/OBLIGATIONS	-	0	0	0	
530510 OFFICE SUPPLIES	-	0	0	0	
530520 OPERATING SUPPLIES	-	0	0	0	
530540 BOOKS, DUES PUBLICATIONS	-	0	0	0	
530550 TRAINING	-	0	0	0	
530 OPERATING EXPENDITURES Total	**-**	**0**	**0**	**0**	
05 FIRE BUSINESS OFFICE Total	**85,043**	**0**	**0**	**0**	

FIRE

EXCLUDES INTERNAL SERVICE CHARGES AND CONTRAS	FY17 ACTUALS	FY18 ADOPTED BUDGET	FY19 PROPOSED BUDGET	VARIANCE	%
05 FIRE PREVENTION BUREAU					
510 PERSONNEL SERVICES					
510120 REGULAR SALARIES	473,919	541,685	568,873	27,187	5%
510140 OVERTIME	31,896	30,000	30,000	0	0%
510150 SPECIAL PAY	850	1,200	0	(1,200)	-100%
510210 SOCIAL SECURITY MATCHING	36,294	42,753	45,420	2,667	6%
510220 RETIREMENT CONTRIBUTIONS	31,311	54,571	61,078	6,508	12%
510230 HEALTH AND LIFE INSURANCE	144,533	140,822	175,908	35,086	25%
510240 WORKERS COMPENSATION	15,568	16,000	13,742	(2,258)	-14%
510 PERSONNEL SERVICES Total	**734,370**	**827,031**	**895,022**	**67,991**	**8%**
530 OPERATING EXPENDITURES					
530400 TRAVEL AND PER DIEM	-	600	600	0	0%
530401 TRAVEL - TRAINING RELATED	3,175	3,000	3,000	0	0%
530460 REPAIRS AND MAINTENANCE	-	0	0	0	
530480 PROMOTIONAL ACTIVITIES	-	5,000	5,000	0	0%
530490 OTHER CHARGES/OBLIGATIONS	-	360	1,133	773	215%
530510 OFFICE SUPPLIES	-	700	400	(300)	-43%
530520 OPERATING SUPPLIES	5,865	8,473	8,000	(473)	-6%
530521 EQUIPMENT $1000-$4999	5,552	0	0	0	
530522 TECHNOLOGY SUPPLIES AND SOFTW	962	300	0	(300)	-100%
530540 BOOKS, DUES PUBLICATIONS	8,983	8,990	8,990	0	0%
530550 TRAINING	4,438	7,450	7,450	0	0%
530 OPERATING EXPENDITURES Total	**28,975**	**34,873**	**34,573**	**(300)**	**-1%**
05 FIRE PREVENTION BUREAU Total	**763,346**	**861,904**	**929,595**	**67,691**	**8%**

FIRE DEPT FD-02

05 EMS/FIRE/RESCUE - 11200 FIRE PROTECTION FUND

CAPITAL FACILTIES SUSTAINMENT

Priority:		**2**	**of**	**10**		
Justification:		(Limit to 1 Page)				

Request for $200K to be used for maintenance/rehab/sustainment projects at Fire Stations and the Fire Training Center that are not covered by Facilities Planned Work program (i.e. these funds would not be for scheduled pro-active projects such as HVAC, Roof, etc.).

In FY18 the budget for this project was $200K -- we are requesting to maintain the allocation based on the immediate needs at the stations listed below. This allocation is also needed to support facility maintenance on both Casselberry Stations, which become County expenses in FY19, per the terms of the merger agreement.

Below is a list of facility needs to be funded with this allocation for the upcoming FY19 budget year, as well as additional needs to be funded in the subsequent or future fiscal years:

> Refurbish FS 21 restrooms $43,000
> Refurbish FS 22 restrooms $57,000
> Refurbish FS 16 restrooms $42,000
> Refurbish FS 36 restrooms $50,000
> Refurbish FS 41 restrooms $56,000
> Refurbish FS 42 restrooms $69,000
> Refurbish FS 43 restrooms $52,000
> Refurbish FS 26 restrooms $37,000

Total: $407,000

These stations are some of our older stations that have had some drainage issues in the past. The refurbishments will include replacement of all the tile on the floors and the showers. We are requesting to utilize spa panels that do not leak and are mold resistant. Another consideration is using polished concrete in the bathroom areas to save on cost and maintenance for the department. This project would include replacing the vanities, sinks, toilets as need at each station.

As has been past practice, these items may change based on need during the FY19 budget year.

Additional Staff Required (List FTEs in Justification):	**#**	
Additional Equipment or Vehicle Needs (List in Justification):	○ **YES**	◉ **NO**

FIVE YEAR FINANCIAL IMPACT

FISCAL YEAR	EXPENDITURE INCREASES	EXPENDITURE SAVINGS	REVENUES	NET	NOTES
FY 2018/19	200,000			200,000	
FY 2019/20	200,000			200,000	
FY 2020/21	200,000			200,000	
FY 2021/22	200,000			200,000	
FY 2022/23	200,000			200,000	
			TOTAL	**1,000,000**	

FIRE DEPT FD-03

05 EMS/FIRE/RESCUE - 11200 FIRE PROTECTION FUND

FLEET REPLACEMENT

Priority:		**3**	**of**	**10**		
Justification:		(Limit to 1 Page)				

#1 - Rescue Units (3) $280,000 each + $5,000 upfitting cost each-- $855,000

#2 - Engines (2) $575,000 each + $80,000 upfitting cost -- $1,310,000

#3 - Woods Trucks (1) $160,000 each + $4,000 upfitting cost -- $164,000

#4 - Supply Transport Unit (1) 36,400 + $6,000 upfitting cost -- $42,400
This van is used daily to deliver EMS and Fire supplies to our fire stations. This van was deferred last year and is in dire need of replacement with a unit that better serves our needs and increases the amount of stock that can be delivered without returning to the Logistic Warehouse thereby reducing turnaround time and saving fuel.

#5 - Tanker 380,000 + $20,000 upfitting cost -- $400,000
This apparatus is a water tanker, also known as a tender in some regions, it provides water supply to those areas without a hydrant system. It is a specialized firefighting apparatus designed for transporting water from a water source to a fire scene. The typical water tanker/tender carries over one thousand gallons of water to support the fire engines and crews. This is also used to fill water dropping helicopters when a lake or reservoir is not nearby. This amount of water allows us to have enough water available in water restricted areas of Seminole County to extinguish every type of fire from wildland to structures.

#6 - Staff vehicle (1) 30,000 + $1,500 upfitting cost -- $31,500
This vehicle is 18 years old with a FASTER score of 20.3. This is used by our resource manager to move equipment, vehicles, stock, and staff from County and non-County locations that are needed to support the mission of the Fire Department.

Additional Staff Required (List FTEs in Justification):	**#**	
Additional Equipment or Vehicle Needs (List in Justification):	○ **YES**	◉ **NO**

FIVE YEAR FINANCIAL IMPACT

FISCAL YEAR	EXPENDITURE INCREASES	EXPENDITURE SAVINGS	REVENUES	NET	NOTES
FY 2018/19	2,985,040			2,985,040	
FY 2019/20				-	
FY 2020/21				-	
FY 2021/22				-	
FY 2022/23				-	
			TOTAL	**2,985,040**	

FIRE DEPT FD-03 (2)

05 EMS/FIRE/RESCUE - 11200 FIRE PROTECTION FUND

FLEET REPLACEMENT

Priority:		**3**	**of**	**10**		
Justification:		(Limit to 1 Page)				

#7 - Fire Prevention (1) 49,140 + $10,000 upfitting cost -- $59,140
Used by Fire Prevention to carry inspectors to do building fire and safety inspections. We are requesting that it be replaced with a F150 type of truck with a bed cover. This will allow the inspectors to carry required equipment for inspections and investigations.

#8- Fire Prevention (1) 38,200 + $10,000 upfitting cost -- $48,200
Used by Fire Prevention to carry inspectors to do building fire and safety inspections. It will also be used for damage assessment teams after a weather or fire event.

#9 - Public Information Officer (1) 38,200 + $1,600 upfitting cost -- $39,800
This vehicle is used by the Public Information Officer for conducting on-scene interviews and public outreach.

10 - Medical Club Cars $14,000 and $15,000 each with - $3,000 upfitting cost -- $35,000
Transport capable units are in high demand at events, which makes it vital for this golf cart style patient transport unit be replaced in order to keep the front line, response ready UTVs at their respective stations.

	Additional Staff Required (List FTEs in Justification):	**#**	
Additional Equipment or Vehicle Needs (List in Justification):		○ **YES**	◉ **NO**

FIVE YEAR FINANCIAL IMPACT

FISCAL YEAR	EXPENDITURE INCREASES	EXPENDITURE SAVINGS	REVENUES	NET	NOTES
FY 2018/19	2,985,040			2,985,040	
FY 2019/20				-	
FY 2020/21				-	
FY 2021/22				-	
FY 2022/23				-	
			TOTAL	**2,985,040**	

FIRE DEPT FD-04

05 EMS/FIRE/RESCUE - 11200 FIRE PROTECTION FUND

(24) REPLACEMENT CHEST COMPRESSION SYSTEMS

Priority:	**4**	**of**	**10**		
Justification:	(Limit to 1 Page)				

Replacement of current chest compression systems that will be out of warranty and have significant service and repair costs.

Current chest compression systems are over 10 years old with increasing down times and frequency of major repairs. 17% of our current units have become unserviceable leaving us with no spares resultantly affecting patient care during cardiac arrest.

These systems minimize the need for additional crew members from other apparatus to assist during hospital transport allowing crews to remain in district for timely response to other emergencies.

The new devices will provide the ability to perform 'heads up CPR", which has shown to significantly improve blood flow to the brain during cardiac arrest. This technique is being added to our EMS protocols in the upcoming year. The current devices do not have this capability.

The current devices are 10 years old and we are experiencing an increase in the frequency and cost of repairs. The new devices will provide potential savings in the amount of $225,000 over the next 5 years in disposable equipment costs associated with each device/cardiac arrest treatment.

This request is to replace 24 total systems, 3 of which are associated with Casselberry Stations 21 and 25 and thus will be funded through the Casselberry-Fire Fund.

	Additional Staff Required (List FTEs in Justification):	**#**	
	Additional Equipment or Vehicle Needs (List in Justification):	○ **YES**	◉ **NO**

FIVE YEAR FINANCIAL IMPACT

FISCAL YEAR	FIRE FUND EXPENDITURES	CASSELEBERRY EXPENDITURES	EXPENDITURE SAVINGS	NET	NOTES
FY 2018/19	278,521	39,789	25,000	293,310	assumes 1/2 year of savings
FY 2019/20			50,000	(50,000)	
FY 2020/21			50,000	(50,000)	
FY 2021/22			50,000	(50,000)	
FY 2022/23			50,000	(50,000)	
			TOTAL	**93,310**	

FIRE DEPT FD-05

05 EMS/FIRE/RESCUE - 11200 FIRE PROTECTION FUND

RURAL FIREFIGHTING WATER SUPPLY ENHANCEMENTS

Priority:		**5**	**of**	**10**		
Justification:		(Limit to 1 Page)				

Enhance water supply for fire protection in South East Seminole County [Chuluota] through the provision of a **tanker apparatus** (1000 gpm pumping capacity/3000 gal. water tank) with attendant shift staffing of three **(3) personnel** (one firefighter/EMT for each shift) and associated operational costs.

The addition of this resource will address existing and emerging needs for augmented water supply for a growing area lacking adequate water supplies for fire protection purposes. This initiative will also help the County get closer to attaining an ISO Class 1 insurance rating.

Fire flow (water flow in applied gallons per minute) is critical for successful firefighting operations. The ability to develop an adequate fire flow for fire extinguishment is essential in the provision of fire protection within a community. The larger and more complex the structures (height, area & construction), the higher the needed fire flow. The closer structures are to woods and brush, the greater the need for high(er) fire flows.

Generally, firefighting operations are accomplished utilizing fire hydrants supplied from below grade water mains. In areas without water mains and hydrants, water supplies must be transported to the fire emergency via pumpers and tankers. The speed at which water/fire flow can be established and sustained is the critical element in positive outcomes in firefighting operation.

South East Seminole County has experienced exponential growth; structures are being constructed in ever increasing square footages per structure, multi-story homes are commonplace in that area now and residences are cut into or closely interfaced to wildland areas creating significant urban wildland interface problems. Collectively these factors create an urgent demand for improvements in water supply provision for this area. The provision of the staffed tanker is a stop gap measure (until water mains and fire hydrants are installed) to help reduce the time required for water supply provision and the development of an adequate fire flow during emergency operations.

Additional Staff Required (List FTEs in Justification):	**3**	
Additional Equipment or Vehicle Needs (List in Justification):	◉ **YES**	○ **NO**

FIVE YEAR FINANCIAL IMPACT

FISCAL YEAR	VEHICLE COSTS	PERSONNEL COSTS	SUPPLIES	TOTAL COST	NOTES
FY 2018/19	400,000	101,960	34,019	535,979	3 FF's at 1/2 Year
FY 2019/20	3,500	203,593		207,093	Full Year of 3 FF's
FY 2020/21	3,500	211,737		215,237	
FY 2021/22	3,500	220,206		223,706	
FY 2022/23	3,500	229,014		232,514	
			TOTAL	**1,414,529**	

FIRE DEPT FD-05 (2)

05 EMS/FIRE/RESCUE - 11200 FIRE PROTECTION FUND

RURAL FIREFIGHTING WATER SUPPLY ENHANCEMENTS

Priority:		**5**	**of**	**10**		
Justification:		(Limit to 1 Page)				

Additionally, during the 2014 ISO evaluation, Seminole County was unable to obtain the maximum amount of points for the water supply section. Some of our rural area's (Chuluota, Geneva, and Oviedo) are not within 5 miles of a fire station and/or have a fire hydrant within 1,000 ft. of its structure. ISO will recognize alternative water supply delivery systems. We are seeking to place a new tanker at Fire Station No. 43 [Chuluota] to help meet this alternative water supply need for the Chuluota area.

Consequences of Not Funding:
Delay(s) in enhancing fire protection water supply enhancements in this area will result in higher property losses from fires within structures and the loss of structures when wildland fires break out within South East Seminole County and other areas of the County with severe wildland interface problems. Additionally, the failure to provide this enhancement also impacts fire service provision for Geneva as this particular Tanker will provide secondary or tertiary water supply assistance in that area as well as other areas within the County. Importantly this enhancement is a critical link in improvement of the ISO rating for Seminole County. Without the addition of this tanker, efforts to improve that rating will be stalled or further delayed.

Additional Staff Required (List FTEs in Justification):	**3**	
Additional Equipment or Vehicle Needs (List in Justification):	◉ **YES**	○ **NO**

FIVE YEAR FINANCIAL IMPACT

FISCAL YEAR	VEHICLE COSTS	PERSONNEL COSTS	SUPPLIES	TOTAL COST	NOTES
FY 2018/19	400,000	101,960	34,019	535,979	3 FF's at 1/2 Year
FY 2019/20	3,500	203,593		207,093	Full Year of 3 FF's
FY 2020/21	3,500	211,737		215,237	
FY 2021/22	3,500	220,206		223,706	
FY 2022/23	3,500	229,014		232,514	
			TOTAL	**1,414,529**	


SM
SEMINOLE COUNTY
FLORIDA'S NATURAL CHOICE

BUDGET DOCUMENT

06 COMMUNITY SERVICES DEPARTMENT

COUNTY ASSISTANCE PROGRAMS
GRANT ASSISTANCE PROGRAMS

COMMUNITY SERVICES

EXCLUDES INTERNAL SERVICE CHARGES AND CONTRAS	FY17 ACTUALS	FY18 ADOPTED BUDGET	FY19 PROPOSED BUDGET	VARIANCE	%
01 BASE BUDGETS					
06 COUNTY ASSISTANCE PROGRAMS	9,694,079	10,328,051	11,543,583	1,215,532	12%
06 GRANT ASSISTANCE PROGRAMS	-	0	0	0	
01 BASE BUDGETS Total	**9,694,079**	**10,328,051**	**11,543,583**	**1,215,532**	**12%**
05 PROJECTS					
06 COUNTY ASSISTANCE PROGRAMS	150,602	80,000	0	(80,000)	-100%
06 GRANT ASSISTANCE PROGRAMS	-	0	0	0	
05 PROJECTS Total	**150,602**	**80,000**	**0**	**(80,000)**	**-100%**
06 GRANTS					
06 COUNTY ASSISTANCE PROGRAMS	91,221	80,000	0	(80,000)	-100%
06 GRANT ASSISTANCE PROGRAMS	4,564,171	3,047,907	3,585,886	537,980	18%
06 GRANTS Total	**4,655,392**	**3,127,907**	**3,585,886**	**457,980**	**15%**
Grand Total	**14,500,073**	**13,535,957**	**15,129,469**	**1,593,512**	**12%**

COMMUNITY SERVICES

EXCLUDES INTERNAL SERVICE CHARGES AND CONTRAS	FY17 ACTUALS	FY18 ADOPTED BUDGET	FY19 PROPOSED BUDGET	VARIANCE	%
06 COUNTY ASSISTANCE PROGRAMS					
510 PERSONNEL SERVICES					
510120 REGULAR SALARIES	1,524,545	1,729,813	1,816,198	86,384	5%
510140 OVERTIME	31,771	0	0	0	
510150 SPECIAL PAY	6,300	6,300	4,800	(1,500)	-24%
510210 SOCIAL SECURITY MATCHING	114,605	131,181	137,707	6,526	5%
510220 RETIREMENT CONTRIBUTIONS	139,272	157,484	154,239	(3,244)	-2%
510230 HEALTH AND LIFE INSURANCE	291,024	348,336	392,779	44,444	13%
510240 WORKERS COMPENSATION	6,060	10,455	12,055	1,600	15%
511000 CONTRA PERSONAL SERVICES	(457,824)	(465,000)	(125,000)	340,000	-73%
510 PERSONNEL SERVICES Total	**1,655,752**	**1,918,569**	**2,392,778**	**474,209**	**25%**
530 OPERATING EXPENDITURES					
530310 PROFESSIONAL SERVICES	16,275	28,700	28,700	0	0%
530340 OTHER SERVICES	2,063,412	2,211,970	2,605,970	394,000	18%
530400 TRAVEL AND PER DIEM	2,460	1,200	1,500	300	25%
530401 TRAVEL - TRAINING RELATED	5,056	5,885	5,885	0	0%
530420 TRANSPORTATION	13	400	400	0	0%
530450 INSURANCE PREMIUMS	-	0	45,159	45,159	
530460 REPAIRS AND MAINTENANCE	-	200	200	0	0%
530490 OTHER CHARGES/OBLIGATIONS	1,358	5,150	5,150	0	0%
530510 OFFICE SUPPLIES	405	2,221	2,221	0	0%
530520 OPERATING SUPPLIES	1,981	5,850	6,850	1,000	17%
530521 EQUIPMENT $1000-$4999	-	1,455	1,455	0	0%
530540 BOOKS, DUES PUBLICATIONS	1,390	3,700	3,700	0	0%
530550 TRAINING	1,765	2,881	2,881	0	0%
530 OPERATING EXPENDITURES Total	**2,094,115**	**2,269,612**	**2,710,071**	**440,459**	**19%**
560 CAPITAL OUTLAY					
560650 CONSTRUCTION IN PROGRESS	-	0	0	0	
560 CAPITAL OUTLAY Total	**-**	**0**	**0**	**0**	
580 GRANTS & AIDS					
580821 AID TO PRIVATE ORGANIZATIONS	1,124,434	1,044,150	1,019,150	(25,000)	-2%
580833 OTHER GRANTS & AIDS/INDIVIDUAL	5,061,602	5,255,720	5,421,584	165,864	3%
580 GRANTS & AIDS Total	**6,186,035**	**6,299,870**	**6,440,734**	**140,864**	**2%**
06 COUNTY ASSISTANCE PROGRAMS Total	**9,935,902**	**10,488,051**	**11,543,583**	**1,055,532**	**10%**

COMMUNITY SERVICES

EXCLUDES INTERNAL SERVICE CHARGES AND CONTRAS	FY17 ACTUALS	FY18 ADOPTED BUDGET	FY19 PROPOSED BUDGET	VARIANCE	%
06 GRANT ASSISTANCE PROGRAMS					
510 PERSONNEL SERVICES					
510120 REGULAR SALARIES	170,660	183,112	39,994	(143,118)	-78%
510130 OTHER PERSONAL SERVICES	(348)	0	0	0	
510140 OVERTIME	2,221	0	0	0	
510150 SPECIAL PAY	1,178	1,200	0	(1,200)	-100%
510210 SOCIAL SECURITY MATCHING	12,797	13,932	10,366	(3,567)	-26%
510220 RETIREMENT CONTRIBUTIONS	16,063	17,410	11,192	(6,218)	-36%
510230 HEALTH AND LIFE INSURANCE	30,683	34,631	45,976	11,344	33%
510240 WORKERS COMPENSATION	1,304	492	312	(180)	-37%
511000 CONTRA PERSONAL SERVICES	-	0	0	0	
510 PERSONNEL SERVICES Total	**234,558**	**250,778**	**107,839**	**(142,939)**	**-57%**
530 OPERATING EXPENDITURES					
530310 PROFESSIONAL SERVICES	-	0	0	0	
530340 OTHER SERVICES	80,923	8,200	1,000	(7,200)	-88%
530400 TRAVEL AND PER DIEM	9,997	3,300	7,300	4,000	121%
530401 TRAVEL - TRAINING RELATED	8,073	7,400	11,000	3,600	49%
530402 TRAVEL - TRAINING NON-EMPLOYEE	2,512	0	0	0	
530420 TRANSPORTATION	-	300	1,500	1,200	400%
530440 RENTAL AND LEASES	78,840	57,000	47,466	(9,534)	-17%
530480 PROMOTIONAL ACTIVITIES	-	0	0	0	
530490 OTHER CHARGES/OBLIGATIONS	90,616	57,190	79,936	22,746	40%
530499 OPERATING CONTINGENCY	-	0	0	0	
530510 OFFICE SUPPLIES	9,044	250	3,378	3,128	1251%
530520 OPERATING SUPPLIES	7,333	4,079	2,200	(1,879)	-46%
530521 EQUIPMENT $1000-$4999	-	0	0	0	
530522 TECHNOLOGY SUPPLIES AND SOFTW	1,227	1,600	0	(1,600)	-100%
530540 BOOKS, DUES PUBLICATIONS	10,510	4,100	7,700	3,600	88%
530550 TRAINING	14,124	4,000	6,000	2,000	50%
530 OPERATING EXPENDITURES Total	**313,201**	**147,419**	**167,480**	**20,061**	**14%**
560 CAPITAL OUTLAY					
560642 EQUIPMENT >$4999	-	0	0	0	
560650 CONSTRUCTION IN PROGRESS	-	0	0	0	
560 CAPITAL OUTLAY Total	**-**	**0**	**0**	**0**	
580 GRANTS & AIDS					
580811 AID TO GOVERNMENTAL AGENCIES	-	0	0	0	
580821 AID TO PRIVATE ORGANIZATIONS	910,372	626,800	1,257,891	631,091	101%
580830 GROVE COUNSELING CENTER	-	0	0	0	
580833 OTHER GRANTS & AIDS/INDIVIDUAL	3,106,039	2,022,910	2,052,676	29,766	1%
580834 NON-CASH NSPDPA	-	0	0	0	
580 GRANTS & AIDS Total	**4,016,412**	**2,649,710**	**3,310,567**	**660,857**	**25%**
06 GRANT ASSISTANCE PROGRAMS Total	**4,564,171**	**3,047,907**	**3,585,886**	**537,980**	**18%**

COMMUNITY SERVICES DEPT CS-01

06 MANDATED SERVICES - COMMUNITY - 00100 GENERAL FUND

MEDICAL EXAMINER

Priority:		**1**	**of**	**2**		
Justification:		(Limit to 1 Page)				

Florida Statute chapter 406 subsection 125.0l (p) and Florida Administrative Code Chapter 11G regulate Medical Examiner services. This unfunded County mandate has seen yearly increases due to a growing population and the number of cases completed each year. The present FY18 budget for services is $1,001,000 and should be sufficient to complete the fiscal year.

This increase is being requested due to rate increase. Volusia County is increasing the FY2018 /19 rate from $2,200 to $2,650 per case (an increase of $450 per case from FY18 fees). Volusia County has given us this rate for fiscal year 2019 with the option to renew for 2 additional years. The County is exploring other options with surrounding counties as to their cost for services.

Seminole County's population (and senior population particularly) has grown over the past several years resulting in more deaths and therefore an increase in the need of Medical Examiner services.

Note: if any of this budget is not spent, it is returned to the county. However, if the budget is exceeded, additional funds will need to be made available from General fund since this is a mandated item.

Additional Staff Required (List FTEs in Justification):	**#**	
Additional Equipment or Vehicle Needs (List in Justification):	○ **YES**	◉ **NO**

FIVE YEAR FINANCIAL IMPACT

FISCAL YEAR	EXPENDITURE INCREASES	EXPENDITURE SAVINGS	REVENUES	NET	NOTES
FY 2018/19	299,000			299,000	
FY 2019/20	313,950			313,950	5% increase /yr
FY 2020/21	329,648			329,648	5% increase /yr
FY 2021/22	346,130			346,130	5% increase /yr
FY 2022/23	363,436			363,436	5% increase /yr
			TOTAL	**1,652,164**	


SM
SEMINOLE COUNTY
FLORIDA'S NATURAL CHOICE

BUDGET DOCUMENT

07 PUBLIC WORKS DEPARTMENT

CAPITAL PROJECTS DELIVERY
ENGINEERING PROF SUPPORT
DEVELOPMENT REVIEW ENGINEERING
FACILITIES
FLEET MANAGEMENT
LAND MANAGEMENT
MOSQUITO CONTROL
PUBLIC WORKS BUSINESS OFFICE
ROADS-STORMWATER R&M
TRAFFIC OPERATIONS
WATER QUALITY

PUBLIC WORKS

EXCLUDES INTERNAL SERVICE CHARGES AND CONTRAS	FY17 ACTUALS	FY18 ADOPTED BUDGET	FY19 PROPOSED BUDGET	VARIANCE	%
01 BASE BUDGETS					
07 CAPITAL PROJECTS DELIVERY	2,323,152	2,930,180	3,038,709	108,529	4%
07 DEVELOPMENT REVIEW ENGINEER	587,966	718,157	765,351	47,194	7%
07 ENGINEERING PROF SUPPORT	77,643	106,683	70,268	(36,415)	-34%
07 FACILITIES	8,938,668	8,775,649	9,103,073	327,424	4%
07 FLEET MANAGEMENT	6,699,184	8,040,857	7,823,852	(217,005)	-3%
07 LAND MANAGEMENT	203,211	270,969	280,241	9,271	3%
07 MOSQUITO CONTROL	430,698	703,518	740,387	36,869	5%
07 PUBLIC WORKS BUSINESS OFFIC	462,481	491,514	502,112	10,598	2%
07 ROADS-STORMWATER R&M	8,085,677	8,686,763	9,448,594	761,831	9%
07 TRAFFIC OPERATIONS	4,099,696	4,778,902	4,960,672	181,770	4%
07 WATER QUALITY	994,116	1,116,975	1,097,499	(19,476)	-2%
01 BASE BUDGETS Total	**32,902,493**	**36,620,167**	**37,830,757**	**1,210,590**	**3%**
02 FLEET					
07 CAPITAL PROJECTS DELIVERY	21,878	0	0	0	
07 DEVELOPMENT REVIEW ENGINEER	-	54,128	56,546	2,418	4%
07 FACILITIES	-	24,140	29,676	5,536	23%
07 FLEET MANAGEMENT	-	77,375	1,439,040	1,361,665	1760%
07 MOSQUITO CONTROL	55,600	27,931	0	(27,931)	-100%
07 ROADS-STORMWATER R&M	265,489	621,004	1,131,883	510,879	82%
07 TRAFFIC OPERATIONS	173,464	197,397	356,967	159,570	81%
07 WATER QUALITY	65,421	0	27,553	27,553	
02 FLEET Total	**581,852**	**1,001,975**	**3,041,665**	**2,039,690**	**204%**
03 EQUIPMENT					
07 CAPITAL PROJECTS DELIVERY	8,646	0	0	0	
07 FLEET MANAGEMENT	-	0	0	0	
07 MOSQUITO CONTROL	-	0	0	0	
07 ROADS-STORMWATER R&M	-	14,460	0	(14,460)	-100%
07 TRAFFIC OPERATIONS	32,800	20,574	15,490	(5,084)	-25%
07 WATER QUALITY	11,665	18,000	14,000	(4,000)	-22%
03 EQUIPMENT Total	**53,111**	**53,034**	**29,490**	**(23,544)**	**-44%**
04 FACILITIES PROJECTS					
07 FACILITIES	797,272	983,666	524,950	(458,716)	-47%
07 FLEET MANAGEMENT	-	0	0	0	
04 FACILITIES PROJECTS Total	**797,272**	**983,666**	**524,950**	**(458,716)**	**-47%**
05 PROJECTS					
07 CAPITAL PROJECTS DELIVERY	47,742,482	45,407,297	34,918,040	(10,489,257)	-23%
07 FACILITIES	186,913	0	285,920	285,920	
07 MOSQUITO CONTROL	-	0	0	0	
07 TRAFFIC OPERATIONS	-	0	0	0	
07 WATER QUALITY	-	0	0	0	
05 PROJECTS Total	**47,929,394**	**45,407,297**	**35,203,960**	**(10,203,337)**	**-22%**
06 GRANTS					

PUBLIC WORKS

EXCLUDES INTERNAL SERVICE CHARGES AND CONTRAS	FY17 ACTUALS	FY18 ADOPTED BUDGET	FY19 PROPOSED BUDGET	VARIANCE	%
07 CAPITAL PROJECTS DELIVERY	-	0	0	0	
07 FACILITIES	-	0	112,500	112,500	
07 MOSQUITO CONTROL	1,235,670	474,537	0	(474,537)	-100%
06 GRANTS Total	**1,235,670**	**474,537**	**112,500**	**(362,037)**	**-76%**
Grand Total	**83,499,793**	**84,540,676**	**76,743,322**	**(7,797,355)**	**-9%**

PUBLIC WORKS

EXCLUDES INTERNAL SERVICE CHARGES AND CONTRAS	FY17 ACTUALS	FY18 ADOPTED BUDGET	FY19 PROPOSED BUDGET	VARIANCE	%
07 CAPITAL PROJECTS DELIVERY					
510 PERSONNEL SERVICES					
510120 REGULAR SALARIES	1,559,521	1,875,114	1,936,943	61,829	3%
510125 PART-TIME PERSONNEL	-	0	0	0	
510140 OVERTIME	10,569	0	0	0	
510150 SPECIAL PAY	1,255	1,800	1,800	0	0%
510210 SOCIAL SECURITY MATCHING	114,475	137,744	146,828	9,083	7%
510220 RETIREMENT CONTRIBUTIONS	133,096	153,512	179,137	25,625	17%
510230 HEALTH AND LIFE INSURANCE	274,458	345,455	400,979	55,524	16%
510240 WORKERS COMPENSATION	33,357	38,165	37,303	(862)	-2%
511000 CONTRA PERSONAL SERVICES	-	0	0	0	
510 PERSONNEL SERVICES Total	**2,126,730**	**2,551,790**	**2,702,989**	**151,199**	**6%**
530 OPERATING EXPENDITURES					
530310 PROFESSIONAL SERVICES	215,548	728,100	411,640	(316,460)	-43%
530340 OTHER SERVICES	248,918	107,400	106,800	(600)	-1%
530400 TRAVEL AND PER DIEM	3,140	3,200	1,200	(2,000)	-63%
530401 TRAVEL - TRAINING RELATED	-	380	380	0	0%
530420 TRANSPORTATION	300	365	365	0	0%
530430 UTILITIES - ELECTRICITY	62,961	100,000	75,000	(25,000)	-25%
530439 UTILITIES - OTHER	12,261	50,000	25,000	(25,000)	-50%
530440 RENTAL AND LEASES	300	300	300	0	0%
530450 INSURANCE PREMIUMS	-	0	8,908	8,908	
530460 REPAIRS AND MAINTENANCE	22,846	1,220	0	(1,220)	-100%
530490 OTHER CHARGES/OBLIGATIONS	-	0	0	0	
530510 OFFICE SUPPLIES	2,946	5,300	3,200	(2,100)	-40%
530520 OPERATING SUPPLIES	247,136	3,800	4,800	1,000	26%
530521 EQUIPMENT $1000-$4999	-	0	0	0	
530522 TECHNOLOGY SUPPLIES AND SOFTW	23,653	8,300	25,000	16,700	201%
530530 ROAD MATERIALS & SUPPLIES	-	0	0	0	
530540 BOOKS, DUES PUBLICATIONS	6,146	5,025	5,414	389	8%
530550 TRAINING	2,963	3,100	2,353	(747)	-24%
530 OPERATING EXPENDITURES Total	**849,116**	**1,016,490**	**670,360**	**(346,130)**	**-34%**
560 CAPITAL OUTLAY					
560610 LAND	1,068,155	0	712,500	712,500	
560630 IMPROVEMENTS OTH THAN BLD	174,580	0	0	0	
560640 EQUIPMENT	-	0	0	0	
560642 EQUIPMENT >$4999	41,722	0	0	0	
560646 CAPITAL SOFTWARE>$4,999	30,000	0	0	0	
560650 CONSTRUCTION IN PROGRESS	21,740,959	34,366,721	21,209,000	(13,157,721)	-38%
560651 PROJECT MANAGEMENT	1,441,570	0	1,000,000	1,000,000	
560652 CEI SERVICES	793,136	2,045,800	478,200	(1,567,600)	-77%
560670 ROADS	5,550,720	0	0	0	
560680 DESIGN	2,424,919	7,606,676	3,483,700	(4,122,976)	-54%
560690 ENGINEERING CAPITALIZATION	2,992,829	0	0	0	
560699 PROJECT CONTINGENCY	-	0	0	0	
560 CAPITAL OUTLAY Total	**36,258,589**	**44,019,197**	**26,883,400**	**(17,135,797)**	**-39%**

PUBLIC WORKS

EXCLUDES INTERNAL SERVICE CHARGES AND CONTRAS	FY17 ACTUALS	FY18 ADOPTED BUDGET	FY19 PROPOSED BUDGET	VARIANCE	%
580 GRANTS & AIDS					
580811 AID TO GOVERNMENTAL AGENCIES	385,018	0	0	0	
580812 AID TO GOVT AGENCY-LAND	269,535	0	7,100,000	7,100,000	
580813 AID TO GOVT AGEN-DESIGN	738,498	0	600,000	600,000	
580814 AID TO GOVT AGENCY-CIP	9,261,319	750,000	0	(750,000)	-100%
580817 AID TO GOVT AGENCY-CEI	207,353	0	0	0	
580 GRANTS & AIDS Total	**10,861,722**	**750,000**	**7,700,000**	**6,950,000**	**927%**
07 CAPITAL PROJECTS DELIVERY Total	**50,096,158**	**48,337,477**	**37,956,749**	**(10,380,728)**	**-21%**

PUBLIC WORKS

EXCLUDES INTERNAL SERVICE CHARGES AND CONTRAS	FY17 ACTUALS	FY18 ADOPTED BUDGET	FY19 PROPOSED BUDGET	VARIANCE	%
07 DEVELOPMENT REVIEW ENGINEER					
510 PERSONNEL SERVICES					
510120 REGULAR SALARIES	430,034	504,718	538,347	33,629	7%
510140 OVERTIME	9,722	2,575	2,575	0	0%
510150 SPECIAL PAY	200	0	0	0	
510210 SOCIAL SECURITY MATCHING	33,054	38,476	41,011	2,535	7%
510220 RETIREMENT CONTRIBUTIONS	36,844	43,443	48,504	5,061	12%
510230 HEALTH AND LIFE INSURANCE	61,785	95,659	108,733	13,074	14%
510240 WORKERS COMPENSATION	10,122	13,248	13,130	(118)	-1%
510 PERSONNEL SERVICES Total	**581,761**	**698,119**	**752,301**	**54,182**	**8%**
530 OPERATING EXPENDITURES					
530400 TRAVEL AND PER DIEM	1,634	1,800	1,900	100	6%
530401 TRAVEL - TRAINING RELATED	712	4,500	100	(4,400)	-98%
530470 PRINTING AND BINDING	290	275	300	25	9%
530510 OFFICE SUPPLIES	77	1,000	800	(200)	-20%
530520 OPERATING SUPPLIES	2,164	3,063	5,360	2,297	75%
530522 TECHNOLOGY SUPPLIES AND SOFTW	-	0	0	0	
530540 BOOKS, DUES PUBLICATIONS	944	2,525	1,385	(1,140)	-45%
530550 TRAINING	385	6,875	3,205	(3,670)	-53%
530 OPERATING EXPENDITURES Total	**6,205**	**20,038**	**13,050**	**(6,988)**	**-35%**
560 CAPITAL OUTLAY					
560642 EQUIPMENT >$4999	-	54,128	56,546	2,418	4%
560 CAPITAL OUTLAY Total	**-**	**54,128**	**56,546**	**2,418**	**4%**
07 DEVELOPMENT REVIEW ENGINEER Total	**587,966**	**772,285**	**821,897**	**49,612**	**6%**

PUBLIC WORKS

EXCLUDES INTERNAL SERVICE CHARGES AND CONTRAS	FY17 ACTUALS	FY18 ADOPTED BUDGET	FY19 PROPOSED BUDGET	VARIANCE	%
07 ENGINEERING PROF SUPPORT					
510 PERSONNEL SERVICES					
510120 REGULAR SALARIES	55,841	62,547	50,189	(12,357)	-20%
510140 OVERTIME	-	0	0	0	
510150 SPECIAL PAY	-	0	0	0	
510210 SOCIAL SECURITY MATCHING	3,952	9,212	3,801	(5,411)	-59%
510220 RETIREMENT CONTRIBUTIONS	4,263	9,537	4,105	(5,433)	-57%
510230 HEALTH AND LIFE INSURANCE	12,086	21,536	10,672	(10,864)	-50%
510240 WORKERS COMPENSATION	978	3,306	956	(2,351)	-71%
510 PERSONNEL SERVICES Total	**77,119**	**106,138**	**69,723**	**(36,415)**	**-34%**
530 OPERATING EXPENDITURES					
530310 PROFESSIONAL SERVICES	-	0	0	0	
530400 TRAVEL AND PER DIEM	-	0	0	0	
530401 TRAVEL - TRAINING RELATED	-	150	150	0	0%
530460 REPAIRS AND MAINTENANCE	-	0	0	0	
530470 PRINTING AND BINDING	325	325	325	0	0%
530510 OFFICE SUPPLIES	199	70	70	0	0%
530520 OPERATING SUPPLIES	-	0	0	0	
530522 TECHNOLOGY SUPPLIES AND SOFTW	-	0	0	0	
530540 BOOKS, DUES PUBLICATIONS	-	0	0	0	
530550 TRAINING	-	0	0	0	
530 OPERATING EXPENDITURES Total	**524**	**545**	**545**	**0**	**0%**
07 ENGINEERING PROF SUPPORT Total	**77,643**	**106,683**	**70,268**	**(36,415)**	**-34%**

PUBLIC WORKS

EXCLUDES INTERNAL SERVICE CHARGES AND CONTRAS	FY17 ACTUALS	FY18 ADOPTED BUDGET	FY19 PROPOSED BUDGET	VARIANCE	%
07 FACILITIES					
510 PERSONNEL SERVICES					
510120 REGULAR SALARIES	1,672,626	1,757,462	1,498,728	(258,734)	-15%
510125 PART-TIME PERSONNEL	-	0	0	0	
510140 OVERTIME	103,639	40,000	40,000	0	0%
510150 SPECIAL PAY	6,135	4,500	4,500	0	0%
510210 SOCIAL SECURITY MATCHING	128,541	136,252	137,476	1,223	1%
510220 RETIREMENT CONTRIBUTIONS	139,313	146,301	158,154	11,853	8%
510230 HEALTH AND LIFE INSURANCE	426,482	479,259	541,275	62,016	13%
510240 WORKERS COMPENSATION	43,441	64,268	62,095	(2,173)	-3%
510 PERSONNEL SERVICES Total	**2,520,177**	**2,628,043**	**2,442,228**	**(185,815)**	**-7%**
530 OPERATING EXPENDITURES					
530310 PROFESSIONAL SERVICES	54,749	25,000	16,170	(8,830)	-35%
530340 OTHER SERVICES	1,280,347	1,358,020	1,442,498	84,478	6%
530400 TRAVEL AND PER DIEM	32	0	0	0	
530430 UTILITIES - ELECTRICITY	1,568,001	1,870,202	1,600,000	(270,202)	-14%
530439 UTILITIES - OTHER	1,182,947	627,487	1,297,805	670,318	107%
530440 RENTAL AND LEASES	610,362	595,600	571,598	(24,002)	-4%
530450 INSURANCE PREMIUMS	-	0	43,958	43,958	
530460 REPAIRS AND MAINTENANCE	1,628,802	2,051,751	1,584,954	(466,797)	-23%
530490 OTHER CHARGES/OBLIGATIONS	4,487	6,190	6,115	(75)	-1%
530499 OPERATING CONTINGENCY	-	0	0	0	
530510 OFFICE SUPPLIES	855	1,000	1,000	0	0%
530520 OPERATING SUPPLIES	395,376	376,140	383,755	7,615	2%
530521 EQUIPMENT $1000-$4999	14,476	5,000	5,000	0	0%
530522 TECHNOLOGY SUPPLIES AND SOFTW	63,743	14,382	22,442	8,060	56%
530540 BOOKS, DUES PUBLICATIONS	944	300	300	0	0%
530550 TRAINING	-	200	200	0	0%
530560 FUEL	363	0	0	0	
530 OPERATING EXPENDITURES Total	**6,805,484**	**6,931,272**	**6,975,795**	**44,523**	**1%**
560 CAPITAL OUTLAY					
560620 BUILDINGS	-	0	0	0	
560630 IMPROVEMENTS OTH THAN BLD	17,628	0	0	0	
560642 EQUIPMENT >$4999	-	24,140	29,676	5,536	23%
560650 CONSTRUCTION IN PROGRESS	579,565	200,000	608,420	408,420	204%
560 CAPITAL OUTLAY Total	**597,193**	**224,140**	**638,096**	**413,956**	**185%**
07 FACILITIES Total	**9,922,853**	**9,783,455**	**10,056,119**	**272,664**	**3%**

PUBLIC WORKS

EXCLUDES INTERNAL SERVICE CHARGES AND CONTRAS	FY17 ACTUALS	FY18 ADOPTED BUDGET	FY19 PROPOSED BUDGET	VARIANCE	%
07 FLEET MANAGEMENT					
510 PERSONNEL SERVICES					
510120 REGULAR SALARIES	219,589	1,269,118	1,302,550	33,432	3%
510140 OVERTIME	11,109	53,060	63,672	10,612	20%
510150 SPECIAL PAY	1,026	1,800	5,400	3,600	200%
510210 SOCIAL SECURITY MATCHING	16,935	93,054	111,201	18,147	20%
510220 RETIREMENT CONTRIBUTIONS	17,644	96,339	120,068	23,729	25%
510230 HEALTH AND LIFE INSURANCE	39,986	270,773	360,687	89,914	33%
510240 WORKERS COMPENSATION	2,154	66,246	44,619	(21,627)	-33%
510 PERSONNEL SERVICES Total	**308,443**	**1,850,390**	**2,008,197**	**157,807**	**9%**
530 OPERATING EXPENDITURES					
530340 OTHER SERVICES	10,300	8,600	20,550	11,950	139%
530400 TRAVEL AND PER DIEM	82	500	3,700	3,200	640%
530439 UTILITIES - OTHER	-	0	0	0	
530440 RENTAL AND LEASES	23,244	2,550	1,000	(1,550)	-61%
530450 INSURANCE PREMIUMS	-	0	22,702	22,702	
530460 REPAIRS AND MAINTENANCE	4,384,580	2,765,520	2,129,835	(635,685)	-23%
530490 OTHER CHARGES/OBLIGATIONS	-	330	350	20	6%
530510 OFFICE SUPPLIES	1,036	2,500	3,500	1,000	40%
530520 OPERATING SUPPLIES	12,710	1,133,985	1,030,426	(103,559)	-9%
530521 EQUIPMENT $1000-$4999	-	9,976	10,000	24	0%
530522 TECHNOLOGY SUPPLIES AND SOFTW	3,543	6,500	35,000	28,500	438%
530540 BOOKS, DUES PUBLICATIONS	1,682	2,525	3,300	775	31%
530550 TRAINING	162	5,481	6,500	1,019	19%
530560 FUEL	1,953,402	2,252,000	2,548,792	296,792	13%
530 OPERATING EXPENDITURES Total	**6,390,740**	**6,190,467**	**5,815,655**	**(374,812)**	**-6%**
560 CAPITAL OUTLAY					
560642 EQUIPMENT >$4999	-	77,375	1,439,040	1,361,665	1760%
560 CAPITAL OUTLAY Total	**-**	**77,375**	**1,439,040**	**1,361,665**	**1760%**
07 FLEET MANAGEMENT Total	**6,699,184**	**8,118,232**	**9,262,892**	**1,144,660**	**14%**

PUBLIC WORKS

EXCLUDES INTERNAL SERVICE CHARGES AND CONTRAS	FY17 ACTUALS	FY18 ADOPTED BUDGET	FY19 PROPOSED BUDGET	VARIANCE	%
07 LAND MANAGEMENT					
510 PERSONNEL SERVICES					
510120 REGULAR SALARIES	141,963	188,339	194,761	6,422	3%
510140 OVERTIME	2,273	0	0	0	
510210 SOCIAL SECURITY MATCHING	10,374	14,298	14,786	488	3%
510220 RETIREMENT CONTRIBUTIONS	14,334	18,092	19,626	1,534	8%
510230 HEALTH AND LIFE INSURANCE	29,826	39,659	44,836	5,177	13%
510240 WORKERS COMPENSATION	4,093	4,426	3,732	(694)	-16%
510 PERSONNEL SERVICES Total	**202,863**	**264,814**	**277,741**	**12,926**	**5%**
530 OPERATING EXPENDITURES					
530310 PROFESSIONAL SERVICES	-	450	450	0	0%
530400 TRAVEL AND PER DIEM	50	50	50	0	0%
530401 TRAVEL - TRAINING RELATED	-	150	0	(150)	-100%
530460 REPAIRS AND MAINTENANCE	-	1,675	1,200	(475)	-28%
530510 OFFICE SUPPLIES	298	300	300	0	0%
530522 TECHNOLOGY SUPPLIES AND SOFTW	-	1,390	0	(1,390)	-100%
530540 BOOKS, DUES PUBLICATIONS	-	1,540	500	(1,040)	-68%
530550 TRAINING	-	600	0	(600)	-100%
530 OPERATING EXPENDITURES Total	**348**	**6,155**	**2,500**	**(3,655)**	**-59%**
07 LAND MANAGEMENT Total	**203,211**	**270,969**	**280,241**	**9,271**	**3%**

PUBLIC WORKS

EXCLUDES INTERNAL SERVICE CHARGES AND CONTRAS	FY17 ACTUALS	FY18 ADOPTED BUDGET	FY19 PROPOSED BUDGET	VARIANCE	%
07 MOSQUITO CONTROL					
510 PERSONNEL SERVICES					
510120 REGULAR SALARIES	538,606	662,624	393,315	(269,309)	-41%
510125 PART-TIME PERSONNEL	12,674	0	0	0	
510130 OTHER PERSONAL SERVICES	-	0	0	0	
510140 OVERTIME	21,007	9,398	9,398	0	0%
510150 SPECIAL PAY	1,458	1,200	1,200	0	0%
510210 SOCIAL SECURITY MATCHING	42,526	50,954	30,530	(20,424)	-40%
510220 RETIREMENT CONTRIBUTIONS	38,744	52,752	32,965	(19,787)	-38%
510230 HEALTH AND LIFE INSURANCE	110,509	184,691	118,404	(66,286)	-36%
510240 WORKERS COMPENSATION	13,945	43,548	23,296	(20,252)	-47%
510 PERSONNEL SERVICES Total	**779,469**	**1,005,166**	**609,107**	**(396,059)**	**-39%**
530 OPERATING EXPENDITURES					
530310 PROFESSIONAL SERVICES	7,667	0	0	0	
530340 OTHER SERVICES	93,139	0	0	0	
530400 TRAVEL AND PER DIEM	-	0	0	0	
530401 TRAVEL - TRAINING RELATED	169	2,540	1,665	(875)	-34%
530410 COMMUNICATIONS	-	0	0	0	
530420 TRANSPORTATION	-	200	200	0	0%
530450 INSURANCE PREMIUMS	-	0	9,513	9,513	
530460 REPAIRS AND MAINTENANCE	1,524	5,000	5,000	0	0%
530490 OTHER CHARGES/OBLIGATIONS	1,500	1,500	1,500	0	0%
530499 OPERATING CONTINGENCY	42,212	47,085	0	(47,085)	-100%
530510 OFFICE SUPPLIES	742	728	728	0	0%
530520 OPERATING SUPPLIES	491,527	108,469	108,469	0	0%
530521 EQUIPMENT $1000-$4999	32,243	4,537	0	(4,537)	-100%
530522 TECHNOLOGY SUPPLIES AND SOFTW	1,260	0	0	0	
530540 BOOKS, DUES PUBLICATIONS	270	865	865	0	0%
530550 TRAINING	1,945	1,965	3,340	1,375	70%
530 OPERATING EXPENDITURES Total	**674,198**	**172,889**	**131,280**	**(41,609)**	**-24%**
560 CAPITAL OUTLAY					
560642 EQUIPMENT >$4999	261,812	27,931	0	(27,931)	-100%
560646 CAPITAL SOFTWARE>$4,999	6,489	0	0	0	
560650 CONSTRUCTION IN PROGRESS	-	0	0	0	
560 CAPITAL OUTLAY Total	**268,302**	**27,931**	**0**	**(27,931)**	**-100%**
07 MOSQUITO CONTROL Total	**1,721,968**	**1,205,986**	**740,387**	**(465,599)**	**-39%**

PUBLIC WORKS

EXCLUDES INTERNAL SERVICE CHARGES AND CONTRAS	FY17 ACTUALS	FY18 ADOPTED BUDGET	FY19 PROPOSED BUDGET	VARIANCE	%
07 PUBLIC WORKS BUSINESS OFFIC					
510 PERSONNEL SERVICES					
510120 REGULAR SALARIES	194,132	210,276	209,925	(351)	0%
510140 OVERTIME	3,407	0	0	0	
510150 SPECIAL PAY	3,300	3,300	3,300	0	0%
510210 SOCIAL SECURITY MATCHING	13,611	15,927	15,900	(27)	0%
510220 RETIREMENT CONTRIBUTIONS	37,826	38,413	41,292	2,879	7%
510230 HEALTH AND LIFE INSURANCE	30,389	38,636	43,367	4,731	12%
510240 WORKERS COMPENSATION	406	562	478	(84)	-15%
510 PERSONNEL SERVICES Total	**283,070**	**307,113**	**314,262**	**7,149**	**2%**
530 OPERATING EXPENDITURES					
530450 INSURANCE PREMIUMS	-	0	11,162	11,162	
530510 OFFICE SUPPLIES	199	200	200	0	0%
530520 OPERATING SUPPLIES	270	1,785	270	(1,515)	-85%
530540 BOOKS, DUES PUBLICATIONS	171,624	174,411	176,218	1,807	1%
530550 TRAINING	-	140	0	(140)	-100%
530 OPERATING EXPENDITURES Total	**172,093**	**176,536**	**187,850**	**11,314**	**6%**
580 GRANTS & AIDS					
580811 AID TO GOVERNMENTAL AGENCIES	7,318	7,865	0	(7,865)	-100%
580 GRANTS & AIDS Total	**7,318**	**7,865**	**0**	**(7,865)**	**-100%**
07 PUBLIC WORKS BUSINESS OFFIC Total	**462,481**	**491,514**	**502,112**	**10,598**	**2%**

PUBLIC WORKS

EXCLUDES INTERNAL SERVICE CHARGES AND CONTRAS	FY17 ACTUALS	FY18 ADOPTED BUDGET	FY19 PROPOSED BUDGET	VARIANCE	%
07 ROADS-STORMWATER R&M					
510 PERSONNEL SERVICES					
510120 REGULAR SALARIES	3,824,402	4,128,389	4,304,726	176,337	4%
510140 OVERTIME	373,104	128,699	128,699	0	0%
510150 SPECIAL PAY	5,450	5,700	6,900	1,200	21%
510210 SOCIAL SECURITY MATCHING	305,086	337,175	336,276	(899)	0%
510220 RETIREMENT CONTRIBUTIONS	346,010	358,533	384,555	26,022	7%
510230 HEALTH AND LIFE INSURANCE	1,010,606	1,243,828	1,390,878	147,050	12%
510240 WORKERS COMPENSATION	272,045	367,032	428,270	61,238	17%
511000 CONTRA PERSONAL SERVICES	-	0	0	0	
510 PERSONNEL SERVICES Total	**6,136,703**	**6,569,357**	**6,980,304**	**410,947**	**6%**
530 OPERATING EXPENDITURES					
530310 PROFESSIONAL SERVICES	555	5,000	5,000	0	0%
530340 OTHER SERVICES	25	0	0	0	
530400 TRAVEL AND PER DIEM	11,899	11,460	12,560	1,100	10%
530430 UTILITIES - ELECTRICITY	10,814	13,000	13,000	0	0%
530439 UTILITIES - OTHER	46,672	83,420	83,420	0	0%
530440 RENTAL AND LEASES	62,683	64,925	64,925	0	0%
530450 INSURANCE PREMIUMS	-	0	321,372	321,372	
530460 REPAIRS AND MAINTENANCE	1,261,996	1,413,370	1,438,650	25,280	2%
530490 OTHER CHARGES/OBLIGATIONS	-	0	0	0	
530510 OFFICE SUPPLIES	2,147	4,540	4,540	0	0%
530520 OPERATING SUPPLIES	299,016	214,222	215,854	1,632	1%
530521 EQUIPMENT $1000-$4999	4,065	21,010	8,025	(12,985)	-62%
530522 TECHNOLOGY SUPPLIES AND SOFTW	42,523	44,000	44,000	0	0%
530530 ROAD MATERIALS & SUPPLIES	202,987	249,830	249,830	0	0%
530540 BOOKS, DUES PUBLICATIONS	2,172	3,279	3,304	25	1%
530550 TRAINING	1,419	3,810	3,810	0	0%
530 OPERATING EXPENDITURES Total	**1,948,974**	**2,131,866**	**2,468,290**	**336,424**	**16%**
560 CAPITAL OUTLAY					
560642 EQUIPMENT >$4999	265,489	621,004	1,131,883	510,879	82%
560 CAPITAL OUTLAY Total	**265,489**	**621,004**	**1,131,883**	**510,879**	**82%**
07 ROADS-STORMWATER R&M Total	**8,351,166**	**9,322,227**	**10,580,477**	**1,258,250**	**13%**

PUBLIC WORKS

EXCLUDES INTERNAL SERVICE CHARGES AND CONTRAS	FY17 ACTUALS	FY18 ADOPTED BUDGET	FY19 PROPOSED BUDGET	VARIANCE	%
07 TRAFFIC OPERATIONS					
510 PERSONNEL SERVICES					
510120 REGULAR SALARIES	1,683,269	1,843,861	1,899,116	55,256	3%
510140 OVERTIME	242,164	220,006	220,006	0	0%
510150 SPECIAL PAY	6,343	6,900	6,900	0	0%
510210 SOCIAL SECURITY MATCHING	140,268	156,569	160,717	4,148	3%
510220 RETIREMENT CONTRIBUTIONS	153,706	166,752	178,715	11,963	7%
510230 HEALTH AND LIFE INSURANCE	381,882	440,403	510,946	70,543	16%
510240 WORKERS COMPENSATION	96,751	124,777	148,694	23,917	19%
511000 CONTRA PERSONAL SERVICES	-	0	0	0	
510 PERSONNEL SERVICES Total	**2,704,383**	**2,959,268**	**3,125,095**	**165,827**	**6%**
530 OPERATING EXPENDITURES					
530340 OTHER SERVICES	450,737	468,000	475,000	7,000	1%
530400 TRAVEL AND PER DIEM	2,036	250	1,400	1,150	460%
530420 TRANSPORTATION	437	3,200	3,300	100	3%
530430 UTILITIES - ELECTRICITY	192,688	235,000	235,000	0	0%
530450 INSURANCE PREMIUMS	-	0	24,438	24,438	
530460 REPAIRS AND MAINTENANCE	239,062	508,221	504,221	(4,000)	-1%
530470 PRINTING AND BINDING	-	0	0	0	
530490 OTHER CHARGES/OBLIGATIONS	-	0	0	0	
530510 OFFICE SUPPLIES	209	2,500	2,500	0	0%
530520 OPERATING SUPPLIES	500,896	579,320	572,575	(6,745)	-1%
530521 EQUIPMENT $1000-$4999	5,719	30,474	3,900	(26,574)	-87%
530522 TECHNOLOGY SUPPLIES AND SOFTW	-	2,000	2,000	0	0%
530530 ROAD MATERIALS & SUPPLIES	-	0	0	0	
530540 BOOKS, DUES PUBLICATIONS	2,448	3,143	3,143	0	0%
530550 TRAINING	1,080	8,100	8,100	0	0%
530 OPERATING EXPENDITURES Total	**1,395,312**	**1,840,208**	**1,835,577**	**(4,631)**	**0%**
560 CAPITAL OUTLAY					
560640 EQUIPMENT	-	0	0	0	
560642 EQUIPMENT >$4999	206,264	197,397	372,457	175,060	89%
560650 CONSTRUCTION IN PROGRESS	-	0	0	0	
560 CAPITAL OUTLAY Total	**206,264**	**197,397**	**372,457**	**175,060**	**89%**
07 TRAFFIC OPERATIONS Total	**4,305,960**	**4,996,873**	**5,333,128**	**336,256**	**7%**

PUBLIC WORKS

EXCLUDES INTERNAL SERVICE CHARGES AND CONTRAS	FY17 ACTUALS	FY18 ADOPTED BUDGET	FY19 PROPOSED BUDGET	VARIANCE	%
07 WATER QUALITY					
510 PERSONNEL SERVICES					
510120 REGULAR SALARIES	389,838	469,817	481,691	11,874	3%
510125 PART-TIME PERSONNEL	-	0	0	0	
510130 OTHER PERSONAL SERVICES	21,747	0	0	0	
510140 OVERTIME	9,594	4,994	4,994	0	0%
510150 SPECIAL PAY	2,502	4,500	4,500	0	0%
510210 SOCIAL SECURITY MATCHING	31,168	36,036	36,886	850	2%
510220 RETIREMENT CONTRIBUTIONS	32,159	37,308	39,827	2,519	7%
510230 HEALTH AND LIFE INSURANCE	74,169	87,081	94,367	7,286	8%
510240 WORKERS COMPENSATION	7,450	10,414	9,347	(1,067)	-10%
510 PERSONNEL SERVICES Total	**568,627**	**650,150**	**671,611**	**21,461**	**3%**
530 OPERATING EXPENDITURES					
530310 PROFESSIONAL SERVICES	121,367	131,000	137,000	6,000	5%
530340 OTHER SERVICES	227,132	233,500	173,500	(60,000)	-26%
530400 TRAVEL AND PER DIEM	487	980	980	0	0%
530401 TRAVEL - TRAINING RELATED	2,721	2,610	3,000	390	15%
530420 TRANSPORTATION	626	300	300	0	0%
530440 RENTAL AND LEASES	-	0	0	0	
530450 INSURANCE PREMIUMS	-	0	1,544	1,544	
530460 REPAIRS AND MAINTENANCE	36,237	55,000	55,000	0	0%
530470 PRINTING AND BINDING	-	3,000	3,000	0	0%
530490 OTHER CHARGES/OBLIGATIONS	9,176	6,500	6,500	0	0%
530510 OFFICE SUPPLIES	749	750	750	0	0%
530520 OPERATING SUPPLIES	23,567	32,500	37,500	5,000	15%
530521 EQUIPMENT $1000-$4999	4,720	1,445	2,534	1,089	75%
530522 TECHNOLOGY SUPPLIES AND SOFTW	-	0	0	0	
530540 BOOKS, DUES PUBLICATIONS	2,099	1,680	2,280	600	36%
530550 TRAINING	1,328	1,560	2,000	440	28%
530 OPERATING EXPENDITURES Total	**430,210**	**470,825**	**425,888**	**(44,937)**	**-10%**
560 CAPITAL OUTLAY					
560642 EQUIPMENT >$4999	72,366	14,000	41,553	27,553	197%
560650 CONSTRUCTION IN PROGRESS	-	0	0	0	
560690 ENGINEERING CAPITALIZATION	-	0	0	0	
560 CAPITAL OUTLAY Total	**72,366**	**14,000**	**41,553**	**27,553**	**197%**
07 WATER QUALITY Total	**1,071,202**	**1,134,975**	**1,139,052**	**4,077**	**0%**

PUBLIC WORKS DEPT PW-01

07 FLEET MANAGEMENT - 00109 FLEET REPLACEMENT FUND

GENERATORS AT PUBLIC SAFETY BUILDING

Priority:		**1**	**of**	**2**		
Justification:		(Limit to 1 Page)				

The Fleet Program is requesting to purchase new PLC controllers and a new docking station to be attached to the two generators stored at the Public Safety Building. Due to the age of the generators (20 Years old), the PLC controller parts are obsolete and associated software is not supported. Genset Services (vendor) has done troubleshooting and cannot find the source of the error. To replace these controllers, the entire system has to come off-line. In order to have a back-up generator available, the vendor (Genset) is recommending that we install a docking station. The docking station will allow for easy/immediate hook up of a generator. Without the docking station,the generators would need to be taken off-line and manually hooked up to a back-up generator. This would take one tech 8 hours to complete potentially leaving the Public Safety Building exposed to 8- hours without any back-up power available. The docking station will also be beneficial if the county receives VW grant funds for the purchase of diesel engines for these generators. The docking station would allow for a back up to be turned on as the diesel engines are being replaced. It is estimated that the total cost of purchasing the PLC controller and the docking station and associated parts - voltage regulators, remote annuciation, would be $562,580. Discuss with County Management the potential use of Sales Tax funds for this project as it includes an improvement to a public facility that allows for safe, efficient and uninterrupted services to be provided to the public.

	Additional Staff Required (List FTEs in Justification):	**#**	
Additional Equipment or Vehicle Needs (List in Justification):		○ **YES**	◉ **NO**

FIVE YEAR FINANCIAL IMPACT

FISCAL YEAR	EXPENDITURE INCREASES	EXPENDITURE SAVINGS	REVENUES	NET	NOTES
FY 2018/19	590,735			590,735	
FY 2019/20				-	Future grant funds for diesel engine replacement
FY 2020/21				-	
FY 2021/22				-	
FY 2022/23				-	
			TOTAL	**590,735**	

PUBLIC WORKS DEPT PW-02

07 FLEET MANAGEMENT - 00109 FLEET REPLACEMENT FUND

COUNTYWIDE GENERATOR REPLACEMENTS

Priority:		**2**	**of**	**2**		
Justification:		(Limit to 1 Page)				

Fleet Program is requesting to replace several generators at County facilities. Currently, there are 4 propane powered generators that due to the age of these units, refueling them after an extended outage is beyond capabilities. There are 4 generators at the County Services Building of which 3 of them are late 1960s early 1970s models. Getting parts for these are a challenge. There are 2 generators with blown engines, both are at the 20 year mark. Also, there is one generator where the parts are obsolete so any catastrophic failure would leave this generator unusable. In addition to replacing generators, the Fleet progran is recommending we also change out ATS panels (automatic transfer switch). It has become difficult getting parts for these control panels as well.

It is anticipated the cost for replacements will affect the following funds: Generator Replacements at General Fund Facilities - $798,900; Generators - Fire Fund $38,200; and Generators - ES /Utilities - $151,500. Look into phasing in this replacement program. Look at other funding sources besides just General Fund.

	Additional Staff Required (List FTEs in Justification):	**#**	
Additional Equipment or Vehicle Needs (List in Justification):		○ **YES**	◉ **NO**

FIVE YEAR FINANCIAL IMPACT

FISCAL YEAR	EXPENDITURE INCREASES	EXPENDITURE SAVINGS	REVENUES	NET	NOTES
FY 2018/19	988,600			988,600	
FY 2019/20				-	
FY 2020/21				-	
FY 2021/22				-	
FY 2022/23				-	
			TOTAL	**988,600**	


SM
SEMINOLE COUNTY
FLORIDA'S NATURAL CHOICE

BUDGET DOCUMENT

08 ENVIRONMENTAL SERVICES - UTILITIES DEPARTMENT

ENVIRONMENTAL SERVICES BUSINESS OFFICE
UTILITIES ENGINEERING PROGRAM
WASTEWATER OPERATIONS
WATER OPERATIONS

ENVIRONMENTAL SVCS - UTILITIES

EXCLUDES INTERNAL SERVICE CHARGES AND CONTRAS	FY17 ACTUALS	FY18 ADOPTED BUDGET	FY19 PROPOSED BUDGET	VARIANCE	%
01 BASE BUDGETS					
08 ES BUSINESS OFFICE	1,722,077	1,767,178	1,900,136	132,958	8%
08 UTILITIES ENGINEERING PROGR	11,949,540	20,483,736	20,842,382	358,646	2%
08 WASTEWATER OPERATIONS	10,480,396	11,781,833	13,332,013	1,550,180	13%
08 WATER OPERATIONS	30,829,717	12,410,045	12,786,329	376,285	3%
01 BASE BUDGETS Total	**54,981,729**	**46,442,792**	**48,860,861**	**2,418,069**	**5%**
02 FLEET					
08 ES BUSINESS OFFICE	-	0	37,600	37,600	
08 UTILITIES ENGINEERING PROGR	25,901	82,500	0	(82,500)	-100%
08 WASTEWATER OPERATIONS	323,893	522,500	800,585	278,085	53%
08 WATER OPERATIONS	464,343	395,000	763,053	368,053	93%
02 FLEET Total	**814,137**	**1,000,000**	**1,601,238**	**601,238**	**60%**
03 EQUIPMENT					
08 ES BUSINESS OFFICE	-	10,000	0	(10,000)	-100%
08 UTILITIES ENGINEERING PROGR	17,170	0	1,706,000	1,706,000	
08 WASTEWATER OPERATIONS	34,802	57,300	78,546	21,246	37%
08 WATER OPERATIONS	-	226,600	151,000	(75,600)	-33%
03 EQUIPMENT Total	**51,972**	**293,900**	**1,935,546**	**1,641,646**	**559%**
04 FACILITIES PROJECTS					
08 UTILITIES ENGINEERING PROGR	-	0	46,500	46,500	
08 WASTEWATER OPERATIONS	-	0	105,000	105,000	
04 FACILITIES PROJECTS Total	**-**	**0**	**151,500**	**151,500**	
05 PROJECTS					
08 UTILITIES ENGINEERING PROGR	8,841,205	18,155,000	22,273,000	4,118,000	23%
08 WASTEWATER OPERATIONS	-	0	0	0	
08 WATER OPERATIONS	27,818	150,000	150,000	0	0%
05 PROJECTS Total	**8,869,022**	**18,305,000**	**22,423,000**	**4,118,000**	**22%**
Grand Total	**64,716,860**	**66,041,692**	**74,972,145**	**8,930,453**	**14%**

ENVIRONMENTAL SVCS - UTILITIES

EXCLUDES INTERNAL SERVICE CHARGES AND CONTRAS	FY17 ACTUALS	FY18 ADOPTED BUDGET	FY19 PROPOSED BUDGET	VARIANCE	%
08 ES BUSINESS OFFICE					
510 PERSONNEL SERVICES					
510120 REGULAR SALARIES	787,214	935,498	956,467	20,969	2%
510140 OVERTIME	4,006	1,500	1,500	0	0%
510150 SPECIAL PAY	2,175	2,400	1,800	(600)	-25%
510210 SOCIAL SECURITY MATCHING	65,078	70,992	72,639	1,646	2%
510220 RETIREMENT CONTRIBUTIONS	76,040	71,655	76,371	4,716	7%
510230 HEALTH AND LIFE INSURANCE	169,033	207,765	226,118	18,353	9%
510240 WORKERS COMPENSATION	2,711	2,506	2,183	(323)	-13%
511000 CONTRA PERSONAL SERVICES	(10,112)	(105,046)	(60,000)	45,046	-43%
510 PERSONNEL SERVICES Total	**1,096,146**	**1,187,270**	**1,277,078**	**89,808**	**8%**
530 OPERATING EXPENDITURES					
530310 PROFESSIONAL SERVICES	50,441	59,500	59,500	0	0%
530340 OTHER SERVICES	217,420	220,888	145,840	(75,048)	-34%
530400 TRAVEL AND PER DIEM	580	400	700	300	75%
530401 TRAVEL - TRAINING RELATED	969	1,970	2,500	530	27%
530420 TRANSPORTATION	1,100	1,425	1,475	50	4%
530440 RENTAL AND LEASES	888	900	921	21	2%
530450 INSURANCE PREMIUMS	-	0	17,772	17,772	
530490 OTHER CHARGES/OBLIGATIONS	246,175	263,700	268,100	4,400	2%
530493 OB-BAD DEBT	75,157	0	85,000	85,000	
530510 OFFICE SUPPLIES	16,500	4,950	5,000	50	1%
530520 OPERATING SUPPLIES	5,338	5,500	250	(5,250)	-95%
530521 EQUIPMENT $1000-$4999	-	0	1,500	1,500	
530522 TECHNOLOGY SUPPLIES AND SOFTW	4,248	500	17,100	16,600	3320%
530540 BOOKS, DUES PUBLICATIONS	160	11,100	6,700	(4,400)	-40%
530550 TRAINING	6,955	9,075	10,700	1,625	18%
530 OPERATING EXPENDITURES Total	**625,931**	**579,908**	**623,058**	**43,150**	**7%**
560 CAPITAL OUTLAY					
560642 EQUIPMENT >$4999	-	0	37,600	37,600	
560646 CAPITAL SOFTWARE>$4,999	-	10,000	0	(10,000)	-100%
560 CAPITAL OUTLAY Total	**-**	**10,000**	**37,600**	**27,600**	**276%**
08 ES BUSINESS OFFICE Total	**1,722,077**	**1,777,178**	**1,937,736**	**160,558**	**9%**

ENVIRONMENTAL SVCS - UTILITIES

EXCLUDES INTERNAL SERVICE CHARGES AND CONTRAS	FY17 ACTUALS	FY18 ADOPTED BUDGET	FY19 PROPOSED BUDGET	VARIANCE	%
08 UTILITIES ENGINEERING PROGR					
510 PERSONNEL SERVICES					
510120 REGULAR SALARIES	848,449	1,110,914	1,146,869	35,956	3%
510140 OVERTIME	21,502	10,000	12,000	2,000	20%
510150 SPECIAL PAY	300	600	600	0	0%
510210 SOCIAL SECURITY MATCHING	63,049	85,151	87,823	2,672	3%
510220 RETIREMENT CONTRIBUTIONS	69,841	91,565	98,619	7,054	8%
510230 HEALTH AND LIFE INSURANCE	167,855	210,641	272,248	61,608	29%
510240 WORKERS COMPENSATION	19,828	26,632	23,768	(2,864)	-11%
511000 CONTRA PERSONAL SERVICES	(221,091)	(506,920)	(275,000)	231,920	-46%
510 PERSONNEL SERVICES Total	**969,733**	**1,028,583**	**1,366,928**	**338,345**	**33%**
530 OPERATING EXPENDITURES					
530310 PROFESSIONAL SERVICES	1,732,102	4,360,000	3,385,000	(975,000)	-22%
530340 OTHER SERVICES	-	0	0	0	
530400 TRAVEL AND PER DIEM	2,052	3,300	3,000	(300)	-9%
530401 TRAVEL - TRAINING RELATED	590	500	750	250	50%
530420 TRANSPORTATION	-	250	200	(50)	-20%
530460 REPAIRS AND MAINTENANCE	-	200	200	0	0%
530470 PRINTING AND BINDING	-	1,000	1,000	0	0%
530490 OTHER CHARGES/OBLIGATIONS	400	0	15,000	15,000	
530510 OFFICE SUPPLIES	1,706	2,000	2,000	0	0%
530520 OPERATING SUPPLIES	3,974	5,600	6,600	1,000	18%
530521 EQUIPMENT $1000-$4999	26,360	0	19,000	19,000	
530522 TECHNOLOGY SUPPLIES AND SOFTW	12,787	31,000	26,000	(5,000)	-16%
530540 BOOKS, DUES PUBLICATIONS	1,505	8,950	4,450	(4,500)	-50%
530550 TRAINING	1,925	4,000	5,000	1,000	25%
530 OPERATING EXPENDITURES Total	**1,783,400**	**4,416,800**	**3,468,200**	**(948,600)**	**-21%**
560 CAPITAL OUTLAY					
560610 LAND	-	1,650,000	0	(1,650,000)	-100%
560640 EQUIPMENT	-	0	1,700,000	1,700,000	
560642 EQUIPMENT >$4999	534,445	82,500	52,500	(30,000)	-36%
560646 CAPITAL SOFTWARE>$4,999	11,500	0	0	0	
560650 CONSTRUCTION IN PROGRESS	6,510,235	12,350,000	19,088,000	6,738,000	55%
560651 PROJECT MANAGEMENT	192,674	0	0	0	
560680 DESIGN	-	0	0	0	
560690 ENGINEERING CAPITALIZATION	-	0	0	0	
560 CAPITAL OUTLAY Total	**7,248,853**	**14,082,500**	**20,840,500**	**6,758,000**	**48%**
570 DEBT SERVICE					
570710 PRINCIPAL	-	5,550,000	5,820,000	270,000	5%
570720 INTEREST	9,230,397	12,240,353	11,969,254	(271,099)	-2%
570730 OTHER DEBT SERVICE	3,205	3,000	3,000	0	0%
570750 BOND ISSUANCE COSTS	-	0	0	0	
570 DEBT SERVICE Total	**9,233,602**	**17,793,353**	**17,792,254**	**(1,099)**	**0%**
580 GRANTS & AIDS					

ENVIRONMENTAL SVCS - UTILITIES

EXCLUDES INTERNAL SERVICE CHARGES AND CONTRAS	FY17 ACTUALS	FY18 ADOPTED BUDGET	FY19 PROPOSED BUDGET	VARIANCE	%
580811 AID TO GOVERNMENTAL AGENCIES	-	0	0	0	
580 GRANTS & AIDS Total	**-**	**0**	**0**	**0**	
590 INTERFUND TRANSFERS OUT					
590910 INTERFUND TRANSFER	1,598,227	1,400,000	1,400,000	0	0%
590 INTERFUND TRANSFERS OUT Total	**1,598,227**	**1,400,000**	**1,400,000**	**0**	**0%**
08 UTILITIES ENGINEERING PROGR Total	**20,833,816**	**38,721,236**	**44,867,882**	**6,146,646**	**16%**

ENVIRONMENTAL SVCS - UTILITIES

EXCLUDES INTERNAL SERVICE CHARGES AND CONTRAS	FY17 ACTUALS	FY18 ADOPTED BUDGET	FY19 PROPOSED BUDGET	VARIANCE	%
08 WASTEWATER OPERATIONS					
510 PERSONNEL SERVICES					
510120 REGULAR SALARIES	1,583,791	1,739,379	1,777,847	38,468	2%
510140 OVERTIME	236,766	175,150	205,000	29,850	17%
510150 SPECIAL PAY	200	0	0	0	
510210 SOCIAL SECURITY MATCHING	133,294	145,283	150,608	5,325	4%
510220 RETIREMENT CONTRIBUTIONS	152,822	163,021	172,531	9,510	6%
510230 HEALTH AND LIFE INSURANCE	389,785	456,720	503,845	47,125	10%
510240 WORKERS COMPENSATION	46,341	65,576	61,214	(4,362)	-7%
511000 CONTRA PERSONAL SERVICES	(14,040)	(10,452)	(20,000)	(9,548)	91%
510 PERSONNEL SERVICES Total	**2,528,959**	**2,734,676**	**2,851,043**	**116,367**	**4%**
530 OPERATING EXPENDITURES					
530310 PROFESSIONAL SERVICES	103,898	379,000	391,000	12,000	3%
530340 OTHER SERVICES	4,787,642	5,215,175	6,011,675	796,500	15%
530400 TRAVEL AND PER DIEM	6,217	6,800	6,700	(100)	-1%
530401 TRAVEL - TRAINING RELATED	4,443	9,520	9,520	0	0%
530410 COMMUNICATIONS	3,339	6,500	6,500	0	0%
530420 TRANSPORTATION	45	650	500	(150)	-23%
530430 UTILITIES - ELECTRICITY	874,801	901,000	968,000	67,000	7%
530439 UTILITIES - OTHER	337,417	325,630	358,750	33,120	10%
530440 RENTAL AND LEASES	5,532	7,580	1,500	(6,080)	-80%
530450 INSURANCE PREMIUMS	-	0	187,507	187,507	
530460 REPAIRS AND MAINTENANCE	1,169,513	1,458,900	1,522,900	64,000	4%
530461 REPAIRS & MAINT NON POST	60,019	84,800	69,700	(15,100)	-18%
530470 PRINTING AND BINDING	-	0	0	0	
530490 OTHER CHARGES/OBLIGATIONS	3,360	4,525	4,175	(350)	-8%
530510 OFFICE SUPPLIES	3,114	6,150	3,450	(2,700)	-44%
530520 OPERATING SUPPLIES	227,017	202,667	251,383	48,716	24%
530521 EQUIPMENT $1000-$4999	4,376	51,900	57,600	5,700	11%
530522 TECHNOLOGY SUPPLIES AND SOFTW	7,652	37,100	235,800	198,700	536%
530525 CHEMICALS	338,113	330,000	358,000	28,000	8%
530540 BOOKS, DUES PUBLICATIONS	2,609	2,210	8,460	6,250	283%
530550 TRAINING	22,742	17,050	27,850	10,800	63%
530 OPERATING EXPENDITURES Total	**7,961,849**	**9,047,157**	**10,480,970**	**1,433,813**	**16%**
560 CAPITAL OUTLAY					
560642 EQUIPMENT >$4999	348,282	579,800	984,131	404,331	70%
560646 CAPITAL SOFTWARE>$4,999	-	0	0	0	
560650 CONSTRUCTION IN PROGRESS	-	0	0	0	
560 CAPITAL OUTLAY Total	**348,282**	**579,800**	**984,131**	**404,331**	**70%**
08 WASTEWATER OPERATIONS Total	**10,839,090**	**12,361,633**	**14,316,144**	**1,954,511**	**16%**

ENVIRONMENTAL SVCS - UTILITIES

EXCLUDES INTERNAL SERVICE CHARGES AND CONTRAS	FY17 ACTUALS	FY18 ADOPTED BUDGET	FY19 PROPOSED BUDGET	VARIANCE	%
08 WATER OPERATIONS					
510 PERSONNEL SERVICES					
510120 REGULAR SALARIES	2,720,331	3,074,911	3,081,435	6,524	0%
510140 OVERTIME	376,663	303,200	346,000	42,800	14%
510150 SPECIAL PAY	5,050	6,600	4,800	(1,800)	-27%
510210 SOCIAL SECURITY MATCHING	226,135	257,994	260,330	2,336	1%
510220 RETIREMENT CONTRIBUTIONS	242,749	272,762	292,225	19,463	7%
510230 HEALTH AND LIFE INSURANCE	644,146	760,885	859,008	98,123	13%
510240 WORKERS COMPENSATION	84,661	124,002	122,476	(1,526)	-1%
511000 CONTRA PERSONAL SERVICES	(252,470)	(177,582)	(295,000)	(117,418)	66%
510 PERSONNEL SERVICES Total	**4,047,264**	**4,622,772**	**4,671,274**	**48,503**	**1%**
530 OPERATING EXPENDITURES					
530310 PROFESSIONAL SERVICES	212,307	826,000	831,000	5,000	1%
530340 OTHER SERVICES	1,468,304	2,003,425	1,755,920	(247,505)	-12%
530400 TRAVEL AND PER DIEM	17,775	16,450	19,450	3,000	18%
530401 TRAVEL - TRAINING RELATED	5,523	10,000	10,000	0	0%
530420 TRANSPORTATION	36	780	530	(250)	-32%
530430 UTILITIES - ELECTRICITY	1,018,142	1,055,150	1,126,300	71,150	7%
530439 UTILITIES - OTHER	8,399	9,500	9,050	(450)	-5%
530440 RENTAL AND LEASES	-	25,000	45,000	20,000	80%
530450 INSURANCE PREMIUMS	-	0	213,195	213,195	
530460 REPAIRS AND MAINTENANCE	1,121,880	1,570,000	1,882,000	312,000	20%
530461 REPAIRS & MAINT NON POST	404,875	572,000	551,000	(21,000)	-4%
530470 PRINTING AND BINDING	-	800	800	0	0%
530490 OTHER CHARGES/OBLIGATIONS	35,377	35,700	37,500	1,800	5%
530510 OFFICE SUPPLIES	4,957	14,250	8,750	(5,500)	-39%
530520 OPERATING SUPPLIES	235,798	257,450	266,150	8,700	3%
530521 EQUIPMENT $1000-$4999	19,551	16,600	29,000	12,400	75%
530522 TECHNOLOGY SUPPLIES AND SOFTW	127,391	153,740	159,500	5,760	4%
530525 CHEMICALS	554,110	1,327,000	1,245,000	(82,000)	-6%
530540 BOOKS, DUES PUBLICATIONS	7,110	2,938	22,420	19,482	663%
530550 TRAINING	23,800	40,490	52,490	12,000	30%
530570 DEPRECIATION-BUILDING	2,028,882	0	0	0	
530580 DEPRECIATION-EQUIPMENT	1,160,688	0	0	0	
530590 DEPRECIATION-OTHER	3,470,055	0	0	0	
530690 DEPRECIATION-OTH INFRASTRUCTU	14,885,308	0	0	0	
530 OPERATING EXPENDITURES Total	**26,810,270**	**7,937,273**	**8,265,055**	**327,782**	**4%**
560 CAPITAL OUTLAY					
560640 EQUIPMENT	-	0	0	0	
560642 EQUIPMENT >$4999	464,343	596,600	889,053	292,453	49%
560646 CAPITAL SOFTWARE>$4,999	-	25,000	25,000	0	0%
560 CAPITAL OUTLAY Total	**464,343**	**621,600**	**914,053**	**292,453**	**47%**
08 WATER OPERATIONS Total	**31,321,877**	**13,181,645**	**13,850,383**	**668,738**	**5%**

ENVIRONMENTAL SERVICES DEPT ES-01

08 WASTEWATER OPERATIONS - 40100 WATER AND SEWER FUND

WHOLESALE AGREEMENT INCREASE

Priority:	1	of	1

Wholesale water and wastewater interlocal agreements provide for potable water and wastewater treatment services to specific areas of unincorporated Seminole County. FY19 estimates are based on FY17 actual costs and current flows with a 4% inflationary factor. Projected at $898K, wholesale water agreements are decreased $197K from the prior year adopted budget as billing issues have been resolved with the City of Sanford. Wholesale wastewater operations estimated at almost $6M are expected to increase by $791K over the FY18 adopted budget estimate of $5.2M. The City of Orlando wholesale wastewater cost is anticipated to increase by $987K or 35.8% in FY19, due to an increase in wastewater flows treated at the Iron Bridge Wastewater Treatment Facility. Although no rate increase is expected in FY19, the City of Orlando increased rates in FY16 by 17.57% and again in FY 18 by 8.62%.

WHOLESALE WASTEWATER	FY18 ADOPTED	FY19 REQUESTED	CHANGE
ORLANDO-IRONBRIDGE WTF	$ 2,759,000	$ 3,746,000	$ 987,000
SANLANDO UTILITIES	618,000	670,000	52,000
ORANGE COUNTY	30,000	33,000	3,000
CITY OF ALTAMONTE	286,000	325,000	39,000
SANFORD-CHASE GROVES	705,000	600,000	(105,000)
SSNOCWWTA-TRANSMISSION TO IRON BRIDGE REGIONAL WTF	785,000	600,000	(185,000)
	$ 5,183,000	5,974,000	$ 791,000

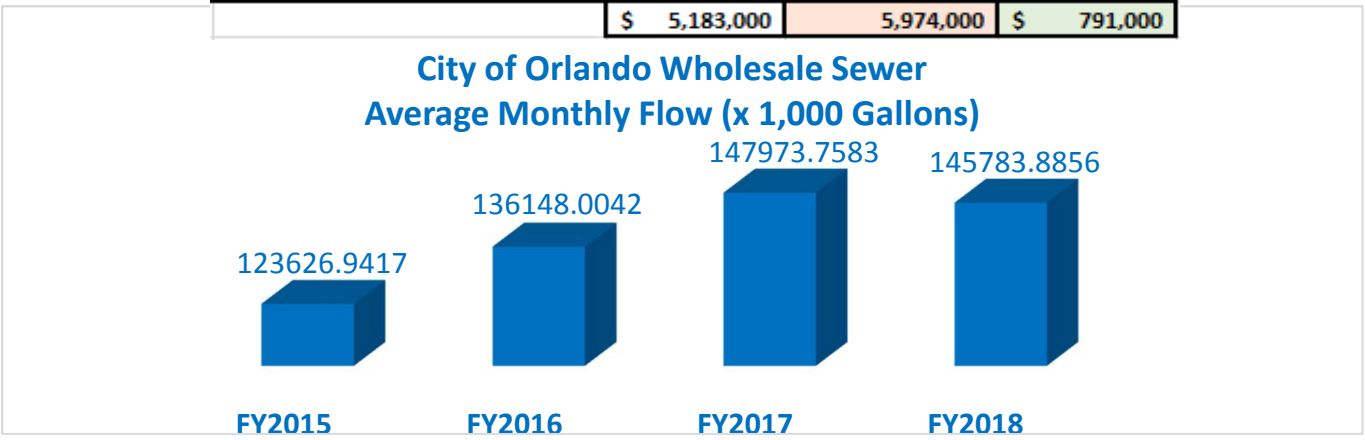

Additional Staff Required (List FTEs in Justification):	#	
Additional Equipment or Vehicle Needs (List in Justification):	○ YES	◉ NO

FIVE YEAR FINANCIAL IMPACT

FISCAL YEAR	EXPENDITURE INCREASES	EXPENDITURE SAVINGS	REVENUES	NET	NOTES
FY 2018/19				-	
FY 2019/20				-	
FY 2020/21				-	
FY 2021/22				-	
FY 2022/23				-	
			TOTAL	-	

BUDGET DOCUMENT

09 ENVIRONMENTAL SERVICES - SOLID WASTE DEPARTMENT

LANDFILL OPERATIONS PROGRAM
SW-COMPLIANCE & PROGRAM MANAGEMENT
TRANSFER STATION

ENVIRONMENTAL SVCS - SOLID WASTE

EXCLUDES INTERNAL SERVICE CHARGES AND CONTRAS	FY17 ACTUALS	FY18 ADOPTED BUDGET	FY19 PROPOSED BUDGET	VARIANCE	%
01 BASE BUDGETS					
09 LANDFILL OPERATIONS PROGRAM	4,007,220	2,111,673	2,424,933	313,261	15%
09 SW-COMPLIANCE & PROGRAM MAN	4,555,079	2,713,301	2,881,220	167,918	6%
09 TRANSFER STATION	1,695,588	1,671,388	1,918,495	247,107	15%
01 BASE BUDGETS Total	**10,257,887**	**6,496,362**	**7,224,648**	**728,286**	**11%**
02 FLEET					
09 LANDFILL OPERATIONS PROGRAM	470,705	440,000	159,962	(280,038)	-64%
09 SW-COMPLIANCE & PROGRAM MAN	-	0	0	0	
09 TRANSFER STATION	1,250,857	1,020,000	896,904	(123,096)	-12%
02 FLEET Total	**1,721,562**	**1,460,000**	**1,056,865**	**(403,135)**	**-28%**
03 EQUIPMENT					
09 LANDFILL OPERATIONS PROGRAM	-	0	0	0	
03 EQUIPMENT Total	**-**	**0**	**0**	**0**	
05 PROJECTS					
09 LANDFILL OPERATIONS PROGRAM	335,887	0	1,500,000	1,500,000	
09 SW-COMPLIANCE & PROGRAM MAN	559,484	495,000	450,000	(45,000)	-9%
09 TRANSFER STATION	-	0	250,000	250,000	
05 PROJECTS Total	**895,371**	**495,000**	**2,200,000**	**1,705,000**	**344%**
Grand Total	**12,874,820**	**8,451,362**	**10,481,513**	**2,030,152**	**24%**

ENVIRONMENTAL SVCS - SOLID WASTE

EXCLUDES INTERNAL SERVICE CHARGES AND CONTRAS	FY17 ACTUALS	FY18 ADOPTED BUDGET	FY19 PROPOSED BUDGET	VARIANCE	%
09 LANDFILL OPERATIONS PROGRAM					
510 PERSONNEL SERVICES					
510120 REGULAR SALARIES	587,723	659,216	657,293	(1,923)	0%
510140 OVERTIME	127,108	50,000	125,000	75,000	150%
510150 SPECIAL PAY	650	1,200	1,200	0	0%
510210 SOCIAL SECURITY MATCHING	51,640	53,798	59,376	5,578	10%
510220 RETIREMENT CONTRIBUTIONS	57,007	57,773	66,437	8,664	15%
510230 HEALTH AND LIFE INSURANCE	196,030	222,757	286,552	63,794	29%
510240 WORKERS COMPENSATION	47,254	62,779	54,181	(8,598)	-14%
511000 CONTRA PERSONAL SERVICES	(1,650)	0	0	0	
510 PERSONNEL SERVICES Total	**1,065,763**	**1,107,523**	**1,250,038**	**142,516**	**13%**
530 OPERATING EXPENDITURES					
530310 PROFESSIONAL SERVICES	-	0	25,000	25,000	
530340 OTHER SERVICES	-	200	200	0	0%
530401 TRAVEL - TRAINING RELATED	-	250	600	350	140%
530420 TRANSPORTATION	-	0	0	0	
530440 RENTAL AND LEASES	767,916	967,000	967,000	0	0%
530450 INSURANCE PREMIUMS	-	0	111,695	111,695	
530460 REPAIRS AND MAINTENANCE	2,588	20,000	3,000	(17,000)	-85%
530490 OTHER CHARGES/OBLIGATIONS	-	0	0	0	
530520 OPERATING SUPPLIES	23,184	13,300	24,000	10,700	80%
530521 EQUIPMENT $1000-$4999	47,995	0	25,000	25,000	
530530 ROAD MATERIALS & SUPPLIES	-	0	15,000	15,000	
530540 BOOKS, DUES PUBLICATIONS	34	200	200	0	0%
530550 TRAINING	3,000	3,200	3,200	0	0%
530570 DEPRECIATION-BUILDING	519,582	0	0	0	
530580 DEPRECIATION-EQUIPMENT	1,285,602	0	0	0	
530590 DEPRECIATION-OTHER	291,557	0	0	0	
530 OPERATING EXPENDITURES Total	**2,941,458**	**1,004,150**	**1,174,895**	**170,745**	**17%**
560 CAPITAL OUTLAY					
560642 EQUIPMENT >$4999	470,705	440,000	159,962	(280,038)	-64%
560650 CONSTRUCTION IN PROGRESS	335,887	0	1,500,000	1,500,000	
560 CAPITAL OUTLAY Total	**806,593**	**440,000**	**1,659,962**	**1,219,962**	**277%**
09 LANDFILL OPERATIONS PROGRAM Total	**4,813,813**	**2,551,673**	**4,084,895**	**1,533,222**	**60%**

ENVIRONMENTAL SVCS - SOLID WASTE

EXCLUDES INTERNAL SERVICE CHARGES AND CONTRAS	FY17 ACTUALS	FY18 ADOPTED BUDGET	FY19 PROPOSED BUDGET	VARIANCE	%
09 SW-COMPLIANCE & PROGRAM MAN					
510 PERSONNEL SERVICES					
510120 REGULAR SALARIES	845,584	948,513	972,464	23,951	3%
510140 OVERTIME	49,146	15,000	28,000	13,000	87%
510150 SPECIAL PAY	3,750	4,200	3,000	(1,200)	-29%
510210 SOCIAL SECURITY MATCHING	65,378	73,188	75,896	2,708	4%
510220 RETIREMENT CONTRIBUTIONS	71,662	78,009	84,439	6,430	8%
510230 HEALTH AND LIFE INSURANCE	210,691	233,839	299,419	65,580	28%
510240 WORKERS COMPENSATION	28,885	40,502	34,047	(6,455)	-16%
511000 CONTRA PERSONAL SERVICES	(97,266)	0	0	0	
510 PERSONNEL SERVICES Total	**1,177,830**	**1,393,251**	**1,497,266**	**104,014**	**7%**
530 OPERATING EXPENDITURES					
530310 PROFESSIONAL SERVICES	188,197	285,000	265,000	(20,000)	-7%
530340 OTHER SERVICES	2,879,203	755,100	743,200	(11,900)	-2%
530400 TRAVEL AND PER DIEM	169	250	250	0	0%
530401 TRAVEL - TRAINING RELATED	1,804	1,500	3,350	1,850	123%
530420 TRANSPORTATION	119	150	150	0	0%
530430 UTILITIES - ELECTRICITY	85,821	90,000	90,000	0	0%
530439 UTILITIES - OTHER	72,206	82,500	77,500	(5,000)	-6%
530440 RENTAL AND LEASES	5,036	3,000	4,000	1,000	33%
530450 INSURANCE PREMIUMS	-	0	38,704	38,704	
530460 REPAIRS AND MAINTENANCE	97,359	85,000	95,000	10,000	12%
530470 PRINTING AND BINDING	5,614	5,000	5,000	0	0%
530490 OTHER CHARGES/OBLIGATIONS	2,463	3,300	3,300	0	0%
530493 OB-BAD DEBT	2,507	0	1,000	1,000	
530510 OFFICE SUPPLIES	2,797	2,000	2,500	500	25%
530520 OPERATING SUPPLIES	250,264	41,750	44,500	2,750	7%
530521 EQUIPMENT $1000-$4999	4,209	0	0	0	
530522 TECHNOLOGY SUPPLIES AND SOFTW	15,181	7,000	7,000	0	0%
530530 ROAD MATERIALS & SUPPLIES	8,876	15,000	0	(15,000)	-100%
530540 BOOKS, DUES PUBLICATIONS	395	1,000	1,000	0	0%
530550 TRAINING	2,464	2,500	2,500	0	0%
530 OPERATING EXPENDITURES Total	**3,624,682**	**1,380,050**	**1,383,954**	**3,904**	**0%**
560 CAPITAL OUTLAY					
560640 EQUIPMENT	-	0	0	0	
560642 EQUIPMENT >$4999	-	0	0	0	
560650 CONSTRUCTION IN PROGRESS	312,050	435,000	450,000	15,000	3%
560 CAPITAL OUTLAY Total	**312,050**	**435,000**	**450,000**	**15,000**	**3%**
580 GRANTS & AIDS					
580821 AID TO PRIVATE ORGANIZATIONS	-	0	0	0	
580 GRANTS & AIDS Total	**-**	**0**	**0**	**0**	
09 SW-COMPLIANCE & PROGRAM MAN Total	**5,114,563**	**3,208,301**	**3,331,220**	**122,918**	**4%**

ENVIRONMENTAL SVCS - SOLID WASTE

EXCLUDES INTERNAL SERVICE CHARGES AND CONTRAS	FY17 ACTUALS	FY18 ADOPTED BUDGET	FY19 PROPOSED BUDGET	VARIANCE	%
09 TRANSFER STATION					
510 PERSONNEL SERVICES					
510120 REGULAR SALARIES	893,990	932,306	991,101	58,794	6%
510140 OVERTIME	235,108	110,000	200,000	90,000	82%
510150 SPECIAL PAY	1,350	0	0	0	
510210 SOCIAL SECURITY MATCHING	81,813	80,756	90,412	9,656	12%
510220 RETIREMENT CONTRIBUTIONS	88,728	82,804	96,699	13,896	17%
510230 HEALTH AND LIFE INSURANCE	289,813	339,608	399,980	60,372	18%
510240 WORKERS COMPENSATION	74,119	97,963	84,397	(13,566)	-14%
511000 CONTRA PERSONAL SERVICES	(2,263)	0	0	0	
510 PERSONNEL SERVICES Total	**1,662,659**	**1,643,438**	**1,862,589**	**219,151**	**13%**
530 OPERATING EXPENDITURES					
530310 PROFESSIONAL SERVICES	-	0	10,000	10,000	
530340 OTHER SERVICES	-	200	200	0	0%
530400 TRAVEL AND PER DIEM	628	100	100	0	0%
530401 TRAVEL - TRAINING RELATED	-	250	600	350	140%
530440 RENTAL AND LEASES	10,250	5,000	5,250	250	5%
530450 INSURANCE PREMIUMS	-	0	15,856	15,856	
530460 REPAIRS AND MAINTENANCE	-	0	1,000	1,000	
530520 OPERATING SUPPLIES	35,550	20,000	20,500	500	3%
530540 BOOKS, DUES PUBLICATIONS	61	200	200	0	0%
530550 TRAINING	2,000	2,200	2,200	0	0%
530 OPERATING EXPENDITURES Total	**48,489**	**27,950**	**55,906**	**27,956**	**100%**
560 CAPITAL OUTLAY					
560610 LAND	-	0	0	0	
560642 EQUIPMENT >$4999	1,235,297	1,020,000	896,904	(123,096)	-12%
560650 CONSTRUCTION IN PROGRESS	-	0	250,000	250,000	
560 CAPITAL OUTLAY Total	**1,235,297**	**1,020,000**	**1,146,904**	**126,904**	**12%**
09 TRANSFER STATION Total	**2,946,445**	**2,691,388**	**3,065,399**	**374,011**	**14%**


SM
SEMINOLE COUNTY
FLORIDA'S NATURAL CHOICE

BUDGET DOCUMENT

11 DEVELOPMENT SERVICES DEPARTMENT

BUILDING
DEVELOPMENT SERVICES BUSINESS OFFICE
MASS TRANSIT PROGRAM (LYNX)
PLANNING AND DEVELOPMENT

DEVELOPMENT SERVICES

EXCLUDES INTERNAL SERVICE CHARGES AND CONTRAS	FY17 ACTUALS	FY18 ADOPTED BUDGET	FY19 PROPOSED BUDGET	VARIANCE	%
01 BASE BUDGETS					
11 BUILDING	2,894,367	3,385,870	4,507,493	1,121,623	33%
11 DEV SVCS BUSINESS OFFICE	435,316	590,195	600,260	10,064	2%
11 MASS TRANSIT PROGRAM (LYNX)	6,536,795	6,924,779	7,240,619	315,840	5%
11 PLANNING AND DEVELOPMENT	1,361,163	1,476,833	1,504,490	27,657	2%
01 BASE BUDGETS Total	**11,227,641**	**12,377,677**	**13,852,862**	**1,475,185**	**12%**
02 FLEET					
11 BUILDING	20,928	66,618	117,705	51,087	77%
02 FLEET Total	**20,928**	**66,618**	**117,705**	**51,087**	**77%**
04 FACILITIES PROJECTS					
11 BUILDING	-	5,453	0	(5,453)	-100%
04 FACILITIES PROJECTS Total	**-**	**5,453**	**0**	**(5,453)**	**-100%**
05 PROJECTS					
11 BUILDING	-	9,430	199,900	190,470	2020%
11 DEV SVCS BUSINESS OFFICE	-	9,430	0	(9,430)	-100%
11 MASS TRANSIT PROGRAM (LYNX)	-	0	0	0	
05 PROJECTS Total	**-**	**18,860**	**199,900**	**181,040**	**960%**
06 GRANTS					
11 PLANNING AND DEVELOPMENT	-	0	0	0	
06 GRANTS Total	**-**	**0**	**0**	**0**	
Grand Total	**11,248,569**	**12,468,608**	**14,170,467**	**1,701,859**	**14%**

DEVELOPMENT SERVICES

EXCLUDES INTERNAL SERVICE CHARGES AND CONTRAS	FY17 ACTUALS	FY18 ADOPTED BUDGET	FY19 PROPOSED BUDGET	VARIANCE	%
11 BUILDING					
510 PERSONNEL SERVICES					
510120 REGULAR SALARIES	1,902,314	2,176,645	2,923,626	746,981	34%
510140 OVERTIME	51,377	30,000	60,000	30,000	100%
510150 SPECIAL PAY	1,591	1,590	3,390	1,800	113%
510210 SOCIAL SECURITY MATCHING	141,620	170,311	232,986	62,674	37%
510220 RETIREMENT CONTRIBUTIONS	162,751	182,959	271,403	88,445	48%
510230 HEALTH AND LIFE INSURANCE	475,912	569,335	731,186	161,851	28%
510240 WORKERS COMPENSATION	34,274	50,033	53,392	3,359	7%
510 PERSONNEL SERVICES Total	**2,769,838**	**3,180,874**	**4,275,984**	**1,095,110**	**34%**
530 OPERATING EXPENDITURES					
530310 PROFESSIONAL SERVICES	-	0	0	0	
530340 OTHER SERVICES	83,618	109,660	307,400	197,740	180%
530400 TRAVEL AND PER DIEM	3,002	8,000	9,000	1,000	13%
530401 TRAVEL - TRAINING RELATED	1,905	4,450	5,400	950	21%
530450 INSURANCE PREMIUMS	-	0	10,109	10,109	
530460 REPAIRS AND MAINTENANCE	-	300	300	0	0%
530490 OTHER CHARGES/OBLIGATIONS	5,084	6,500	11,500	5,000	77%
530510 OFFICE SUPPLIES	3,148	7,575	9,375	1,800	24%
530520 OPERATING SUPPLIES	4,677	12,574	20,388	7,814	62%
530522 TECHNOLOGY SUPPLIES AND SOFTW	1,236	2,050	4,050	2,000	98%
530540 BOOKS, DUES PUBLICATIONS	12,433	23,687	23,687	0	0%
530550 TRAINING	9,424	30,200	30,200	0	0%
530 OPERATING EXPENDITURES Total	**124,529**	**204,996**	**431,409**	**226,413**	**110%**
560 CAPITAL OUTLAY					
560620 BUILDINGS	-	5,453	0	(5,453)	-100%
560630 IMPROVEMENTS OTH THAN BLD	-	0	0	0	
560642 EQUIPMENT >$4999	20,928	66,618	117,705	51,087	77%
560646 CAPITAL SOFTWARE>$4,999	-	9,430	0	(9,430)	-100%
560 CAPITAL OUTLAY Total	**20,928**	**81,501**	**117,705**	**36,204**	**44%**
11 BUILDING Total	**2,915,295**	**3,467,371**	**4,825,098**	**1,357,727**	**39%**

DEVELOPMENT SERVICES

EXCLUDES INTERNAL SERVICE CHARGES AND CONTRAS	FY17 ACTUALS	FY18 ADOPTED BUDGET	FY19 PROPOSED BUDGET	VARIANCE	%
11 DEV SVCS BUSINESS OFFICE					
510 PERSONNEL SERVICES					
510120 REGULAR SALARIES	248,812	223,316	229,456	6,140	3%
510140 OVERTIME	2,751	0	0	0	
510150 SPECIAL PAY	2,310	2,310	2,310	0	0%
510210 SOCIAL SECURITY MATCHING	18,559	16,915	17,380	465	3%
510220 RETIREMENT CONTRIBUTIONS	31,126	30,129	32,649	2,520	8%
510230 HEALTH AND LIFE INSURANCE	47,269	46,782	56,416	9,634	21%
510240 WORKERS COMPENSATION	508	2,612	523	(2,089)	-80%
510 PERSONNEL SERVICES Total	**351,335**	**322,063**	**338,733**	**16,669**	**5%**
530 OPERATING EXPENDITURES					
530310 PROFESSIONAL SERVICES	-	5,000	5,000	0	0%
530340 OTHER SERVICES	6,188	159,029	152,697	(6,332)	-4%
530400 TRAVEL AND PER DIEM	16	200	200	0	0%
530401 TRAVEL - TRAINING RELATED	8	2,022	1,072	(950)	-47%
530510 OFFICE SUPPLIES	729	3,000	3,000	0	0%
530520 OPERATING SUPPLIES	932	750	750	0	0%
530522 TECHNOLOGY SUPPLIES AND SOFTW	448	968	968	0	0%
530540 BOOKS, DUES PUBLICATIONS	74,981	95,483	96,660	1,177	1%
530550 TRAINING	680	1,680	1,180	(500)	-30%
530 OPERATING EXPENDITURES Total	**83,981**	**268,132**	**261,527**	**(6,605)**	**-2%**
560 CAPITAL OUTLAY					
560646 CAPITAL SOFTWARE>$4,999	-	9,430	0	(9,430)	-100%
560 CAPITAL OUTLAY Total	**-**	**9,430**	**0**	**(9,430)**	**-100%**
11 DEV SVCS BUSINESS OFFICE Total	**435,316**	**599,625**	**600,260**	**634**	**0%**

DEVELOPMENT SERVICES

EXCLUDES INTERNAL SERVICE CHARGES AND CONTRAS	FY17 ACTUALS	FY18 ADOPTED BUDGET	FY19 PROPOSED BUDGET	VARIANCE	%
11 MASS TRANSIT PROGRAM (LYNX)					
530 OPERATING EXPENDITURES					
530340 OTHER SERVICES	-	0	0	0	
530490 OTHER CHARGES/OBLIGATIONS	-	0	0	0	
530 OPERATING EXPENDITURES Total	**-**	**0**	**0**	**0**	
580 GRANTS & AIDS					
580811 AID TO GOVERNMENTAL AGENCIES	6,536,795	6,924,779	7,240,619	315,840	5%
580 GRANTS & AIDS Total	**6,536,795**	**6,924,779**	**7,240,619**	**315,840**	**5%**
11 MASS TRANSIT PROGRAM (LYNX) Total	**6,536,795**	**6,924,779**	**7,240,619**	**315,840**	**5%**

DEVELOPMENT SERVICES

EXCLUDES INTERNAL SERVICE CHARGES AND CONTRAS	FY17 ACTUALS	FY18 ADOPTED BUDGET	FY19 PROPOSED BUDGET	VARIANCE	%
11 PLANNING AND DEVELOPMENT					
510 PERSONNEL SERVICES					
510120 REGULAR SALARIES	938,649	976,512	988,606	12,095	1%
510140 OVERTIME	7,418	0	0	0	
510150 SPECIAL PAY	600	600	600	0	0%
510210 SOCIAL SECURITY MATCHING	69,293	73,964	74,902	938	1%
510220 RETIREMENT CONTRIBUTIONS	72,288	72,122	79,457	7,335	10%
510230 HEALTH AND LIFE INSURANCE	204,366	232,625	247,858	15,233	7%
510240 WORKERS COMPENSATION	1,907	2,610	3,667	1,056	40%
510 PERSONNEL SERVICES Total	**1,294,521**	**1,358,433**	**1,395,090**	**36,657**	**3%**
530 OPERATING EXPENDITURES					
530310 PROFESSIONAL SERVICES	26,094	60,000	48,000	(12,000)	-20%
530340 OTHER SERVICES	3,129	10,000	10,000	0	0%
530400 TRAVEL AND PER DIEM	36	500	500	0	0%
530401 TRAVEL - TRAINING RELATED	759	4,150	4,150	0	0%
530420 TRANSPORTATION	-	150	150	0	0%
530490 OTHER CHARGES/OBLIGATIONS	29,076	27,000	30,000	3,000	11%
530510 OFFICE SUPPLIES	1,787	2,500	2,500	0	0%
530520 OPERATING SUPPLIES	570	2,000	2,000	0	0%
530522 TECHNOLOGY SUPPLIES AND SOFTW	499	600	600	0	0%
530540 BOOKS, DUES PUBLICATIONS	2,781	6,500	6,500	0	0%
530550 TRAINING	1,912	5,000	5,000	0	0%
530 OPERATING EXPENDITURES Total	**66,642**	**118,400**	**109,400**	**(9,000)**	**-8%**
580 GRANTS & AIDS					
580813 AID TO GOVT AGEN-DESIGN	-	0	0	0	
580 GRANTS & AIDS Total	**-**	**0**	**0**	**0**	
11 PLANNING AND DEVELOPMENT Total	**1,361,163**	**1,476,833**	**1,504,490**	**27,657**	**2%**

DEVELOPMENT SERVICES DEPT DS-01

11 BUILDING - BUILDING PROGRAM FUND

EASY PERMIT/AVOLVE OAS

Priority:		**1**	**of**	**3**		
Justification:		(Limit to 1 Page)				

Easy Permits/Avolve OAS (Online Application System). To streamline the customer application generating process and make it paperless providing for integration with ePlan (ProjectDox). This will eliminate application uploads, improve accuracy and completeness of applications and most importantly will provide a seamless experience for the customer.

10400.01911011.530340

Additional Staff Required (List FTEs in Justification):	**#**	
Additional Equipment or Vehicle Needs (List in Justification):	○ **YES**	◉ **NO**

FIVE YEAR FINANCIAL IMPACT

FISCAL YEAR	EXPENDITURE INCREASES	EXPENDITURE SAVINGS	REVENUES	NET	NOTES
FY 2018/19	117,400			117,400	
FY 2019/20				-	
FY 2020/21				-	
FY 2021/22				-	
FY 2022/23				-	
			TOTAL	**117,400**	

DEVELOPMENT SERVICES DEPT DS-02

11 BUILDING - BUILDING PROGRAM FUND

PROJECT FLOW UPGRADE

Priority:		**2**	**of**	**3**		
Justification:		(Limit to 1 Page)				

Avolve Software has two new best in class workflows they are delivering through the Project Flow Upgrade. This workflows technology allows for task changes, mid review, separate minor workflows can be added to a project without affecting the primary workflow and department level system administrators will have the ability to change forms and email content, as well as add new formlets as necessary. Due to the significant technology advancements of these workflows, it is highly recommended that the administrative functions for these workflows be handled by the newly requested ePlan Business Systems Analyst II position.

10400.01911012.530340

Additional Staff Required (List FTEs in Justification):	**#**	
Additional Equipment or Vehicle Needs (List in Justification):	○ **YES**	◉ **NO**

FIVE YEAR FINANCIAL IMPACT

FISCAL YEAR	EXPENDITURE INCREASES	EXPENDITURE SAVINGS	REVENUES	NET	NOTES
FY 2018/19	82,500			82,500	
FY 2019/20				-	
FY 2020/21				-	
FY 2021/22				-	
FY 2022/23				-	
			TOTAL	**82,500**	

DEVELOPMENT SERVICES DEPT DS-03

11 MASS TRANSIT PROGRAM (LYNX) - 00100 GENERAL FUND

LYNX INCREASE FOR CRA

Priority:		**3**	**of**	**3**		
Justification:		(Limit to 1 Page)				

LYNX provides public bus service to properties along the US 17-92 corridor through Routes 102 and 103. Initially, the timing of bus service along this corridor was limited to service every 60 minutes. Because of the limited bus availability the users were more likely to use a personal vehicle if possible. In 2009 the US 17-92 CRA allocated funds for increased bus headways (service frequency) from current service of 60 minutes to 15 minute intervals, creating greater mass transit opportunities for the commuting public to live, work, and shop within the corridor.

As a result of the US 17-92 CRA expiring in 2017, an alternate source of funding, such as the General Fund, is needed to continue this increased level of service.

	Additional Staff Required (List FTEs in Justification):	**#**	
Additional Equipment or Vehicle Needs (List in Justification):		○ **YES**	◉ **NO**

FIVE YEAR FINANCIAL IMPACT

FISCAL YEAR	EXPENDITURE INCREASES	EXPENDITURE SAVINGS	REVENUES	NET	NOTES
FY 2018/19	236,170			236,170	
FY 2019/20	236,170			236,170	
FY 2020/21	236,170			236,170	
FY 2021/22	236,170			236,170	
FY 2022/23	236,170			236,170	
			TOTAL	**1,180,850**	


SM
SEMINOLE COUNTY
FLORIDA'S NATURAL CHOICE

BUDGET DOCUMENT

14 INFORMATION SERVICES DEPARTMENT

ENTERPRISE SOFTWARE DEVELOPMENT
GEOGRAPHIC INFORMATION SYSTEMS (GIS)
INFORMATION SERVICES BUSINESS OFFICE
NETWORK INFRASTRUCTURE SUPPORT
TELEPHONE SUPPORT & MAINTENANCE
WORKSTATION SUPPORT & MAINTENANCE

INFORMATION SERVICES

EXCLUDES INTERNAL SERVICE CHARGES AND CONTRAS	FY17 ACTUALS	FY18 ADOPTED BUDGET	FY19 PROPOSED BUDGET	VARIANCE	%
01 BASE BUDGETS					
14 ENTERPRISE SOFTWARE DEVELOP	2,012,829	2,206,655	2,285,086	78,431	4%
14 GEOGRAPHIC INFORMATION SYST	476,101	496,442	513,891	17,449	4%
14 IS BUSINESS OFFICE	350,388	373,416	395,728	22,313	6%
14 NETWORK INFRASTRUCTURE SUPP	603,899	702,083	720,540	18,457	3%
14 NETWORK SUPPORT & MAINT	-	0	0	0	
14 TELEPHONE SUPPORT & MAINT	1,301,627	1,448,291	1,502,889	54,597	4%
14 WORKSTATION SUPPORT & MAINT	1,257,309	1,471,354	1,417,464	(53,890)	-4%
01 BASE BUDGETS Total	**6,002,152**	**6,698,241**	**6,835,598**	**137,358**	**2%**
02 FLEET					
14 WORKSTATION SUPPORT & MAINT	-	0	25,712	25,712	
02 FLEET Total	**-**	**0**	**25,712**	**25,712**	
03 EQUIPMENT					
14 ENTERPRISE SOFTWARE DEVELOP	-	0	0	0	
14 GEOGRAPHIC INFORMATION SYST	-	0	0	0	
14 IS BUSINESS OFFICE	-	0	0	0	
14 NETWORK INFRASTRUCTURE SUPP	-	0	0	0	
03 EQUIPMENT Total	**-**	**0**	**0**	**0**	
05 PROJECTS					
14 ENTERPRISE SOFTWARE DEVELOP	-	405,000	210,000	(195,000)	-48%
14 GEOGRAPHIC INFORMATION SYST	-	0	0	0	
14 IS BUSINESS OFFICE	21,620	0	0	0	
14 TELEPHONE SUPPORT & MAINT	24,000	48,500	759,514	711,014	1466%
14 WORKSTATION SUPPORT & MAINT	526,522	605,581	574,553	(31,028)	-5%
05 PROJECTS Total	**572,142**	**1,059,081**	**1,544,067**	**484,986**	**46%**
Grand Total	**6,574,294**	**7,757,322**	**8,405,377**	**648,056**	**8%**

INFORMATION SERVICES

EXCLUDES INTERNAL SERVICE CHARGES AND CONTRAS	FY17 ACTUALS	FY18 ADOPTED BUDGET	FY19 PROPOSED BUDGET	VARIANCE	%
14 ENTERPRISE SOFTWARE DEVELOP					
510 PERSONNEL SERVICES					
510120 REGULAR SALARIES	676,824	754,974	776,710	21,736	3%
510140 OVERTIME	7,757	0	0	0	
510150 SPECIAL PAY	950	1,200	0	(1,200)	-100%
510210 SOCIAL SECURITY MATCHING	50,971	57,258	58,868	1,610	3%
510220 RETIREMENT CONTRIBUTIONS	52,259	59,279	63,562	4,283	7%
510230 HEALTH AND LIFE INSURANCE	100,954	122,430	154,931	32,502	27%
510240 WORKERS COMPENSATION	1,413	2,021	1,770	(251)	-12%
510 PERSONNEL SERVICES Total	**891,128**	**997,161**	**1,055,840**	**58,679**	**6%**
530 OPERATING EXPENDITURES					
530310 PROFESSIONAL SERVICES	4,800	5,000	5,000	0	0%
530340 OTHER SERVICES	129,268	149,030	150,112	1,082	1%
530400 TRAVEL AND PER DIEM	416	4,600	8,500	3,900	85%
530401 TRAVEL - TRAINING RELATED	1,060	3,000	3,000	0	0%
530440 RENTAL AND LEASES	229,679	305,696	305,696	0	0%
530460 REPAIRS AND MAINTENANCE	100,455	115,000	115,000	0	0%
530520 OPERATING SUPPLIES	21,793	24,000	24,000	0	0%
530521 EQUIPMENT $1000-$4999	3,050	0	0	0	
530522 TECHNOLOGY SUPPLIES AND SOFTW	602,431	725,568	794,388	68,820	9%
530540 BOOKS, DUES PUBLICATIONS	195	800	1,750	950	119%
530550 TRAINING	28,554	31,800	31,800	0	0%
530 OPERATING EXPENDITURES Total	**1,121,700**	**1,364,494**	**1,439,246**	**74,752**	**5%**
560 CAPITAL OUTLAY					
560640 EQUIPMENT	-	0	0	0	
560646 CAPITAL SOFTWARE>$4,999	-	250,000	0	(250,000)	-100%
560 CAPITAL OUTLAY Total	**-**	**250,000**	**0**	**(250,000)**	**-100%**
14 ENTERPRISE SOFTWARE DEVELOP Total	**2,012,829**	**2,611,655**	**2,495,086**	**(116,569)**	**-4%**

INFORMATION SERVICES

EXCLUDES INTERNAL SERVICE CHARGES AND CONTRAS	FY17 ACTUALS	FY18 ADOPTED BUDGET	FY19 PROPOSED BUDGET	VARIANCE	%
14 GEOGRAPHIC INFORMATION SYST					
510 PERSONNEL SERVICES					
510120 REGULAR SALARIES	274,333	282,215	290,682	8,467	3%
510140 OVERTIME	3,736	0	0	0	
510210 SOCIAL SECURITY MATCHING	20,952	21,376	22,017	641	3%
510220 RETIREMENT CONTRIBUTIONS	21,219	22,130	23,773	1,642	7%
510230 HEALTH AND LIFE INSURANCE	40,951	46,701	52,291	5,591	12%
510240 WORKERS COMPENSATION	549	754	662	(92)	-12%
510 PERSONNEL SERVICES Total	**361,740**	**373,175**	**389,424**	**16,249**	**4%**
530 OPERATING EXPENDITURES					
530310 PROFESSIONAL SERVICES	-	0	0	0	
530400 TRAVEL AND PER DIEM	1,666	2,000	2,000	0	0%
530510 OFFICE SUPPLIES	1,701	2,300	2,300	0	0%
530520 OPERATING SUPPLIES	-	0	0	0	
530521 EQUIPMENT $1000-$4999	-	2,500	0	(2,500)	-100%
530522 TECHNOLOGY SUPPLIES AND SOFTW	109,703	113,467	117,167	3,700	3%
530540 BOOKS, DUES PUBLICATIONS	-	0	0	0	
530550 TRAINING	1,290	3,000	3,000	0	0%
530 OPERATING EXPENDITURES Total	**114,361**	**123,267**	**124,467**	**1,200**	**1%**
14 GEOGRAPHIC INFORMATION SYST Total	**476,101**	**496,442**	**513,891**	**17,449**	**4%**

INFORMATION SERVICES

EXCLUDES INTERNAL SERVICE CHARGES AND CONTRAS	FY17 ACTUALS	FY18 ADOPTED BUDGET	FY19 PROPOSED BUDGET	VARIANCE	%
14 IS BUSINESS OFFICE					
510 PERSONNEL SERVICES					
510120 REGULAR SALARIES	235,053	248,032	259,460	11,428	5%
510140 OVERTIME	11,486	0	0	0	
510150 SPECIAL PAY	3,300	3,300	3,300	0	0%
510210 SOCIAL SECURITY MATCHING	18,508	18,787	19,652	866	5%
510220 RETIREMENT CONTRIBUTIONS	37,828	41,361	45,595	4,234	10%
510230 HEALTH AND LIFE INSURANCE	38,443	43,397	48,938	5,540	13%
510240 WORKERS COMPENSATION	553	663	591	(72)	-11%
510 PERSONNEL SERVICES Total	**345,172**	**355,541**	**377,535**	**21,995**	**6%**
530 OPERATING EXPENDITURES					
530310 PROFESSIONAL SERVICES	23,546	10,000	10,000	0	0%
530340 OTHER SERVICES	(750)	0	0	0	
530400 TRAVEL AND PER DIEM	746	1,200	1,200	0	0%
530440 RENTAL AND LEASES	-	0	0	0	
530450 INSURANCE PREMIUMS	-	0	318	318	
530510 OFFICE SUPPLIES	1,726	2,500	2,500	0	0%
530520 OPERATING SUPPLIES	203	500	500	0	0%
530522 TECHNOLOGY SUPPLIES AND SOFTW	248	0	0	0	
530540 BOOKS, DUES PUBLICATIONS	692	1,675	1,675	0	0%
530550 TRAINING	425	2,000	2,000	0	0%
530 OPERATING EXPENDITURES Total	**26,837**	**17,875**	**18,193**	**318**	**2%**
560 CAPITAL OUTLAY					
560646 CAPITAL SOFTWARE>$4,999	-	0	0	0	
560 CAPITAL OUTLAY Total	**-**	**0**	**0**	**0**	
14 IS BUSINESS OFFICE Total	**372,008**	**373,416**	**395,728**	**22,313**	**6%**

INFORMATION SERVICES

EXCLUDES INTERNAL SERVICE CHARGES AND CONTRAS	FY17 ACTUALS	FY18 ADOPTED BUDGET	FY19 PROPOSED BUDGET	VARIANCE	%
14 NETWORK INFRASTRUCTURE SUPP					
510 PERSONNEL SERVICES					
510120 REGULAR SALARIES	365,401	419,871	433,753	13,881	3%
510140 OVERTIME	24,346	13,200	13,200	0	0%
510150 SPECIAL PAY	-	0	0	0	
510210 SOCIAL SECURITY MATCHING	28,695	32,867	33,921	1,054	3%
510220 RETIREMENT CONTRIBUTIONS	29,744	34,027	36,626	2,599	8%
510230 HEALTH AND LIFE INSURANCE	62,267	76,213	93,276	17,063	22%
510240 WORKERS COMPENSATION	1,012	1,160	1,020	(140)	-12%
510 PERSONNEL SERVICES Total	**511,465**	**577,339**	**611,796**	**34,457**	**6%**
530 OPERATING EXPENDITURES					
530310 PROFESSIONAL SERVICES	3,960	5,000	5,000	0	0%
530400 TRAVEL AND PER DIEM	686	300	300	0	0%
530440 RENTAL AND LEASES	-	0	0	0	
530460 REPAIRS AND MAINTENANCE	7,729	17,000	17,000	0	0%
530520 OPERATING SUPPLIES	20,294	26,000	27,000	1,000	4%
530521 EQUIPMENT $1000-$4999	-	0	0	0	
530522 TECHNOLOGY SUPPLIES AND SOFTW	54,555	64,450	47,450	(17,000)	-26%
530540 BOOKS, DUES PUBLICATIONS	-	0	0	0	
530550 TRAINING	5,210	11,994	11,994	0	0%
530 OPERATING EXPENDITURES Total	**92,434**	**124,744**	**108,744**	**(16,000)**	**-13%**
14 NETWORK INFRASTRUCTURE SUPP Total	**603,899**	**702,083**	**720,540**	**18,457**	**3%**

INFORMATION SERVICES

EXCLUDES INTERNAL SERVICE CHARGES AND CONTRAS	FY17 ACTUALS	FY18 ADOPTED BUDGET	FY19 PROPOSED BUDGET	VARIANCE	%
14 NETWORK SUPPORT & MAINT					
510 PERSONNEL SERVICES					
510120 REGULAR SALARIES	-	0	0	0	
510150 SPECIAL PAY	-	0	0	0	
510210 SOCIAL SECURITY MATCHING	-	0	0	0	
510220 RETIREMENT CONTRIBUTIONS	-	0	0	0	
510230 HEALTH AND LIFE INSURANCE	-	0	0	0	
510240 WORKERS COMPENSATION	-	0	0	0	
510 PERSONNEL SERVICES Total	**-**	**0**	**0**	**0**	
530 OPERATING EXPENDITURES					
530550 TRAINING	-	0	0	0	
530 OPERATING EXPENDITURES Total	**-**	**0**	**0**	**0**	
14 NETWORK SUPPORT & MAINT Total	**-**	**0**	**0**	**0**	

INFORMATION SERVICES

EXCLUDES INTERNAL SERVICE CHARGES AND CONTRAS	FY17 ACTUALS	FY18 ADOPTED BUDGET	FY19 PROPOSED BUDGET	VARIANCE	%
14 TELEPHONE SUPPORT & MAINT					
510 PERSONNEL SERVICES					
510120 REGULAR SALARIES	442,504	455,128	468,781	13,653	3%
510140 OVERTIME	28,076	14,252	14,252	(0)	0%
510210 SOCIAL SECURITY MATCHING	34,352	35,563	35,507	(56)	0%
510220 RETIREMENT CONTRIBUTIONS	35,958	36,818	38,338	1,520	4%
510230 HEALTH AND LIFE INSURANCE	85,030	95,533	105,436	9,903	10%
510240 WORKERS COMPENSATION	906	1,217	1,068	(149)	-12%
510 PERSONNEL SERVICES Total	**626,826**	**638,510**	**663,381**	**24,870**	**4%**
530 OPERATING EXPENDITURES					
530310 PROFESSIONAL SERVICES	24,000	30,000	30,000	0	0%
530340 OTHER SERVICES	-	5,000	5,000	0	0%
530400 TRAVEL AND PER DIEM	-	0	0	0	
530410 COMMUNICATIONS	550,244	597,501	624,140	26,639	4%
530411 COMMUNICATIONS - EQUIPMENT	27,359	29,502	31,440	1,938	7%
530460 REPAIRS AND MAINTENANCE	25,619	30,000	30,000	0	0%
530520 OPERATING SUPPLIES	7,229	6,950	6,950	0	0%
530521 EQUIPMENT $1000-$4999	-	0	0	0	
530522 TECHNOLOGY SUPPLIES AND SOFTW	62,302	101,000	102,150	1,150	1%
530550 TRAINING	2,048	9,828	9,828	0	0%
530 OPERATING EXPENDITURES Total	**698,801**	**809,781**	**839,508**	**29,727**	**4%**
560 CAPITAL OUTLAY					
560620 BUILDINGS	-	0	759,514	759,514	
560630 IMPROVEMENTS OTH THAN BLD	-	0	0	0	
560640 EQUIPMENT	-	0	0	0	
560642 EQUIPMENT >$4999	-	48,500	0	(48,500)	-100%
560 CAPITAL OUTLAY Total	**-**	**48,500**	**759,514**	**711,014**	**1466%**
14 TELEPHONE SUPPORT & MAINT Total	**1,325,627**	**1,496,791**	**2,262,403**	**765,611**	**51%**

INFORMATION SERVICES

EXCLUDES INTERNAL SERVICE CHARGES AND CONTRAS	FY17 ACTUALS	FY18 ADOPTED BUDGET	FY19 PROPOSED BUDGET	VARIANCE	%
14 WORKSTATION SUPPORT & MAINT					
510 PERSONNEL SERVICES					
510120 REGULAR SALARIES	-	0	0	0	
510210 SOCIAL SECURITY MATCHING	-	0	0	0	
510220 RETIREMENT CONTRIBUTIONS	-	0	0	0	
510230 HEALTH AND LIFE INSURANCE	-	0	0	0	
510 PERSONNEL SERVICES Total	**-**	**0**	**0**	**0**	
530 OPERATING EXPENDITURES					
530310 PROFESSIONAL SERVICES	794,312	963,944	914,920	(49,024)	-5%
530340 OTHER SERVICES	50,754	50,004	50,004	0	0%
530440 RENTAL AND LEASES	339,960	442,020	446,325	4,305	1%
530450 INSURANCE PREMIUMS	-	0	1,566	1,566	
530460 REPAIRS AND MAINTENANCE	-	0	0	0	
530510 OFFICE SUPPLIES	3	0	0	0	
530520 OPERATING SUPPLIES	14,109	23,420	15,000	(8,420)	-36%
530521 EQUIPMENT $1000-$4999	5,184	41,611	27,100	(14,511)	-35%
530522 TECHNOLOGY SUPPLIES AND SOFTW	474,091	434,936	437,063	2,127	0%
530 OPERATING EXPENDITURES Total	**1,678,412**	**1,955,935**	**1,891,978**	**(63,957)**	**-3%**
560 CAPITAL OUTLAY					
560642 EQUIPMENT >$4999	105,419	121,000	125,751	4,751	4%
560646 CAPITAL SOFTWARE>$4,999	-	0	0	0	
560 CAPITAL OUTLAY Total	**105,419**	**121,000**	**125,751**	**4,751**	**4%**
14 WORKSTATION SUPPORT & MAINT Total	**1,783,831**	**2,076,935**	**2,017,729**	**(59,206)**	**-3%**

INFORMATION SERVICES DEPT IS-01

14 TELEPHONE SUPPORT & MAINTENANC - 00112 BCC PROJECTS

TELEPHONE SYSTEM REPLACEMENT

Priority:		**1**	**of**	**9**		
Justification:		(Limit to 1 Page)				

The Seminole County Information Services Department provides telephone services to County departments and agencies including constitutional and charter offices. The various components of the telephone systems were installed starting in 1989 and are primarily Nortel based systems of various ages and models. The systems are well past their end of life, unsupported and the manufacturer is no longer in business.

Because these systems are no longer supported, a major outage may be unrecoverable. This poses a substantial threat to the County's ability to support its citizens, its operational efficiency and its reputation. An event of this magnitude happened in October 2014 at the Civil Courthouse which required the emergency purchase of a different brand of telephone system and took 3 months to fully restore operations.

Any new system will use the new Voice over IP (VoIP) technology. VoIP utilizes the County's existing computer network and potentially the Internet to connect telephones for calls. VoIP servers can easily be moved between facilities. Therefore, should the County administration move to a new facility, there will be no new impact on telephone system costs.

Estimated pricing for this upgrade was provided by Elert & Associates, a respected authority in the field. Included with the initial purchase and implementation is an estimated $168,000 annual maintenance cost. This will require a new, long-term funding commitment by the County. Failure to fund this request will require continued acceptance of the risks mentioned above.

On October 28,2014, the Clerk of the Court stated that their return of excess fees from FY 2013/14 in the amount of $536,220 should be primarily utilized to improve the phone system throughout the County. The Board approved the Clerks request as well as an emergency procurement to replace the telephone system within the Civil Courthouse. On December 9, 2014, the Board of County Commissioners approved Budget Amendment Request (BAR) 15-024 to appropriate funds in the amount of $250,000 for the required Civil Courthouse emergency procurement and a remaining $250,000 was placed into General Fund Reserves, until a formal plan was presented to the Board.

	Additional Staff Required (List FTEs in Justification):	**#**	
Additional Equipment or Vehicle Needs (List in Justification):		○ **YES**	◉ **NO**

INFORMATION SERVICES DEPT IS-01

14 TELEPHONE SUPPORT & MAINTENANC - 00112 BCC PROJECTS

FIVE YEAR FINANCIAL IMPACT

FISCAL YEAR	EXPENDITURE INCREASES	EXPENDITURE SAVINGS	REVENUES	NET	NOTES
FY 2017/18	708,000			708,000	
FY 2018/19	759,513			759,513	
FY 2019/20	745,893			745,893	
FY 2020/21	168,000			168,000	
FY 2021/22	168,000			168,000	
			TOTAL	**2,549,405**	

INFORMATION SERVICES DEPT IS-02

14 ENTERPRISE SOFTWARE DEVELOP - 00100 GENERAL FUND

CONVERT LEGACY MICROSOFT ACCESS APPLICATIONS

Priority:		**2**	**of**	**9**		
Justification:		(Limit to 1 Page)				

The Information Services Department currently supports a number of legacy applications, application frameworks, and reporting systems that lack proper security, are no longer supported by Microsoft, and/or are outdated and difficult to support. These systems have been custom developed by internal staff over the last 15 years and were often written without any rigorous coding standards or methodologies.

It is the intention of Information Services to replace these applications over time. In order to do so, the Department will first look to replace them with custom off the shelf (COTS) applications. If that is impossible and the application is required to meet the County's operational needs, the Department will seek to outsource redevelopment to a vendor with the appropriate expertise.

The County has a number of legacy applications written in a technology called Microsoft Access. These applications were written by technically oriented users outside of the I.S. Department over many years. While there are not many of these applications in use today, the few that remain are integral to the operations of the organizations using them. Unfortunately, the IS Department does not maintain staff skilled in the use of Access, and therefore the County runs the risk of losing vital data due to the lack of expertise. The IS Department is therefore requesting the ability to redevelop these applications in our standard supported environment: MS C# .Net with MS SQL Server.

The projected cost of this effort is based upon staff's estimate of programming hours multiplied by prevailing market rates for software development.

Additional Staff Required (List FTEs in Justification):	**#**	
Additional Equipment or Vehicle Needs (List in Justification):	○ **YES**	◉ **NO**

FIVE YEAR FINANCIAL IMPACT

FISCAL YEAR	EXPENDITURE INCREASES	EXPENDITURE SAVINGS	REVENUES	NET	NOTES
FY 2018/19	25,000			25,000	
FY 2019/20				-	
FY 2020/21				-	
FY 2021/22				-	
FY 2022/23				-	
			TOTAL	**25,000**	

INFORMATION SERVICES DEPT IS-03

14 ENTERPRISE SOFTWARE DEVELOP - 00100 GENERAL FUND

IFRAME TECHNOLOGY CONVERSION

Priority:		**3**	**of**	**9**		
Justification:		(Limit to 1 Page)				

The Information Services Department currently supports a number of legacy applications, application frameworks, and reporting systems that lack proper security, are no longer supported by Microsoft, and/or are outdated and difficult to support. These systems have been custom developed by internal staff over the last 15 years and were often written without any rigorous coding standards or methodologies.

It is the intention of Information Services to replace these applications over time. In order to do so, the Department will first look to replace them with custom off the shelf (COTS) applications. If that is impossible and the application is required to meet the County's operational needs, the Department will seek to outsource redevelopment to a vendor with the appropriate expertise.

The second set of applications to be replaced are those that are directly accessible by the public through the Internet that use unsupported and insecure technologies. These first applications are visible through a web technology called "iFrames". IFrame based applications are also detrimental to the public's use of our Internet site. These applications will either be replaced with COTS applications or rewritten using Microsoft's current C# .Net platform which addresses all known security vulnerabilities.

The projected cost of this effort is based upon staff's estimate of programming hours multiplied by prevailing market rates for software development.

	Additional Staff Required (List FTEs in Justification):	**#**	
Additional Equipment or Vehicle Needs (List in Justification):		○ **YES**	◉ **NO**

FIVE YEAR FINANCIAL IMPACT

FISCAL YEAR	EXPENDITURE INCREASES	EXPENDITURE SAVINGS	REVENUES	NET	NOTES
FY 2018/19	35,000			35,000	
FY 2019/20				-	
FY 2020/21				-	
FY 2021/22				-	
FY 2022/23				-	
			TOTAL	**35,000**	

INFORMATION SERVICES DEPT IS-04

14 ENTERPRISE SOFTWARE DEVELOP - 00100 GENERAL FUND

ASP LEGACY INTRANET APPS CONVERSION

Priority:		**4**	**of**	**9**		
Justification:		(Limit to 1 Page)				

The Information Services Department currently supports a number of legacy applications, application frameworks, and reporting systems that lack proper security, are no longer supported by Microsoft, and/or are outdated and difficult to support. These systems have been custom developed by internal staff over the last 15 years and were often written without any rigorous coding standards or methodologies.

It is the intention of Information Services to replace these applications over time. In order to do so, the Department will first look to replace them with custom off the shelf (COTS) applications. If that is impossible and the application is required to meet the County's operational needs, the Department will seek to outsource redevelopment to a vendor with the appropriate expertise.

The third set of applications to be replaced are those that are directly accessible by the public through the Internet that use unsupported and insecure technologies, but are not iFrame dependent. These applications will either be replaced with COTS applications or rewritten using Microsoft's current C# .Net platform which addresses all known security vulnerabilities.

The projected cost of this effort is based upon staff's estimate of programming hours multiplied by prevailing market rates for software development.

Additional Staff Required (List FTEs in Justification):	**0**	
Additional Equipment or Vehicle Needs (List in Justification):	○ **YES**	◉ **NO**

FIVE YEAR FINANCIAL IMPACT

FISCAL YEAR	EXPENDITURE INCREASES	EXPENDITURE SAVINGS	REVENUES	NET	NOTES
FY 2018/19	30,000			30,000	
FY 2019/20				-	
FY 2020/21				-	
FY 2021/22				-	
FY 2022/23				-	
			TOTAL	**30,000**	

INFORMATION SERVICES DEPT IS-05

14 ENTERPRISE SOFTWARE DEVELOP - 00100 GENERAL FUND

CONVERT MS DTS TO SSIS

Priority:		**5**	**of**	**9**		
Justification:		(Limit to 1 Page)				

The Information Services Department currently supports a number of legacy applications, application frameworks, and reporting systems that lack proper security, are no longer supported by Microsoft, and/or are outdated and difficult to support. These systems have been custom developed by internal staff over the last 15 years and were often written without any rigorous coding standards or methodologies.

It is the intention of Information Services to replace these applications over time. In order to do so, the Department will first look to replace them with custom off the shelf (COTS) applications. If that is impossible and the application is required to meet the County's operational needs, the Department will seek to outsource redevelopment to a vendor with the appropriate expertise.

The County has a number of legacy applications that use Microsoft Data Transformation Services (DTS) to move data between applications. Microsoft deprecated use of the product in 2008 and replaced it with SQL Server Integration Services (SSIS). DTS is no longer supported, training is not available, and due to staff turnover, IS no longer has staff capable of supporting the product and the applications that use it. The IS Department is therefore requesting the ability to redevelop these integrations in our standard supported environment: MS SQL Server Integration Services.

The projected cost of this effort is based upon staff's estimate of programming hours multiplied by prevailing market rates for software development.

	Additional Staff Required (List FTEs in Justification):	**#**	
Additional Equipment or Vehicle Needs (List in Justification):		○ **YES**	◉ **NO**

FIVE YEAR FINANCIAL IMPACT

FISCAL YEAR	EXPENDITURE INCREASES	EXPENDITURE SAVINGS	REVENUES	NET	NOTES
FY 2018/19	10,000			10,000	
FY 2019/20				-	
FY 2020/21				-	
FY 2021/22				-	
FY 2022/23				-	
			TOTAL	**10,000**	

INFORMATION SERVICES DEPT IS-06

14 ENTERPRISE SOFTWARE DEVELOP - 00100 GENERAL FUND

CRYSTAL REPORTS TO SSRS CONVERSION

Priority:		**6**	**of**	**9**		
Justification:		(Limit to 1 Page)				

The Information Services Department currently supports a number of legacy applications, application frameworks, and reporting systems that lack proper security, are no longer supported by Microsoft, and/or are outdated and difficult to support. These systems have been custom developed by internal staff over the last 15 years and were often written without any rigorous coding standards or methodologies.

Seminole County has a number of reports written in a reporting technology called Crystal Reports. Individual instances of the software have been purchased by different departments over many years, and the licensing is based on individual users and instances. Due to staff attrition, there are very few knowledgeable users of the software who are capable of maintaining the reports that have been developed. The County has a competing product called SQL Server Reporting Server (SSRS) which comes free of charge with our Microsoft SQL Server implementation.

The IS Department has trained staff on SSRS and use the product for all new requested reports. The product comes with an enterprise license, which means that we do not have to license it per user. Therefore, we feel it is in the County's best interests to consolidate onto one product. This will minimize long-term training requirements as well as licensing costs.

The projected cost of this effort is based upon staff's estimate of programming hours multiplied by prevailing market rates for software development.

	Additional Staff Required (List FTEs in Justification):	**#**	
Additional Equipment or Vehicle Needs (List in Justification):		○ **YES**	◉ **NO**

FIVE YEAR FINANCIAL IMPACT

FISCAL YEAR	EXPENDITURE INCREASES	EXPENDITURE SAVINGS	REVENUES	NET	NOTES
FY 2018/19	15,000			15,000	
FY 2019/20				-	
FY 2020/21				-	
FY 2021/22				-	
FY 2022/23				-	
			TOTAL	**15,000**	

INFORMATION SERVICES DEPT IS-07

14 ENTERPRISE SOFTWARE DEVELOP - 00100 GENERAL FUND

UPDATE SQL SERVER INTEGRATION SERVICES TO LATEST VERSION

Priority:		**7**	**of**	**9**		
Justification:		(Limit to 1 Page)				

The Information Services Department currently supports a number of legacy applications, application frameworks, and reporting systems that lack proper security, are no longer supported by Microsoft, and/or are outdated and difficult to support. These systems have been custom developed by internal staff over the last 15 years and were often written without any rigorous coding standards or methodologies.

MS SQL Server Integration Services (SSIS) is heavily used by Seminole County to transfer data between a variety of applications for interfaces, data updates, improved reporting and data analysis. The current version of SSIS (2008) is reaching its end of life and will no longer be supported by Microsoft. Implementing the current version (2017) will require some modifications to existing interfaces due to deprecated function calls.

The projected cost of this effort is based upon staff's estimate of programming hours multiplied by prevailing market rates for software development.

	Additional Staff Required (List FTEs in Justification):	**0**	
Additional Equipment or Vehicle Needs (List in Justification):		○ **YES**	◉ **NO**

FIVE YEAR FINANCIAL IMPACT

FISCAL YEAR	EXPENDITURE INCREASES	EXPENDITURE SAVINGS	REVENUES	NET	NOTES
FY 2018/19	25,000			25,000	
FY 2019/20				-	
FY 2020/21				-	
FY 2021/22				-	
FY 2022/23				-	
			TOTAL	**25,000**	

INFORMATION SERVICES DEPT IS-08

14 ENTERPRISE SOFTWARE DEVELOP - 00100 GENERAL FUND

VERSION UPGRADE OF MICROSOFT SSRS

Priority:		**8**	**of**	**9**		
Justification:		(Limit to 1 Page)				

The Information Services Department currently supports a number of legacy applications, application frameworks, and reporting systems that lack proper security, are no longer supported by Microsoft, and/or are outdated and difficult to support. These systems have been custom developed by internal staff over the last 15 years and were often written without any rigorous coding standards or methodologies.

The Information Services Department uses SQL Server Reporting Services (SSRS) for the development of all new requested reports. SSRS is a free add-on to Microsoft SQL Server, the County's primary database server. The current implementation of SSRS is the 2008 version which is reaching the end of support from Microsoft. Therefore, we are requesting to upgrade to the latest version: 2017. Unfortunately, this version upgrade will require some review and modifications to each of the reports written to date.

The projected cost of this effort is based upon staff's estimate of the labor hours needed to perform this effort at prevailing market rates.

	Additional Staff Required (List FTEs in Justification):	**0**	
Additional Equipment or Vehicle Needs (List in Justification):		○ **YES**	◉ **NO**

FIVE YEAR FINANCIAL IMPACT

FISCAL YEAR	EXPENDITURE INCREASES	EXPENDITURE SAVINGS	REVENUES	NET	NOTES
FY 2018/19	15,000			15,000	
FY 2019/20				-	
FY 2020/21				-	
FY 2021/22				-	
FY 2022/23				-	
			TOTAL	**15,000**	

INFORMATION SERVICES DEPT IS-09

14 ENTERPRISE SOFTWARE DEVELOP - 00100 GENERAL FUND

UPGRADE VISUAL STUDIO TO CURRENT VERSION

Priority:		**9**	**of**	**9**		
Justification:		(Limit to 1 Page)				

The Information Services Department currently supports a number of legacy applications, application frameworks, and reporting systems that lack proper security, are no longer supported by Microsoft, and/or are outdated and difficult to support. These systems have been custom developed by internal staff over the last 15 years and were often written without any rigorous coding standards or methodologies.

Seminole County uses Microsoft Visual Studio as its Integrated Development Environment for software development. The current version (2008) has reached its end of life and will no longer be supported by Microsoft. Upgrading to the latest version will require updating the .Net software libraries and recompiling existing applications. This activity will require the modification of an unknown number of source files as some .Net libraries have been modified over the last decade, along with other included libraries.

The projected cost of this effort is based upon staff's estimate of possible programming hours multiplied by prevailing market rates for software development.

	Additional Staff Required (List FTEs in Justification):	**0**	
Additional Equipment or Vehicle Needs (List in Justification):		○ **YES**	◉ **NO**

FIVE YEAR FINANCIAL IMPACT

FISCAL YEAR	EXPENDITURE INCREASES	EXPENDITURE SAVINGS	REVENUES	NET	NOTES
FY 2018/19	55,000			55,000	
FY 2019/20				-	
FY 2020/21				-	
FY 2021/22				-	
FY 2022/23				-	
			TOTAL	**55,000**	


SM
SEMINOLE COUNTY
FLORIDA'S NATURAL CHOICE

BUDGET DOCUMENT

18 RESOURCE MANAGEMENT DEPARTMENT

CENTRAL CHARGES
MAIL SERVICES
MSBU PROGRAM
OFFICE OF MANAGEMENT & BUDGET
PRINTING SERVICES
PURCHASING AND CONTRACTS
RECIPIENT AGENCY GRANTS
RESOURCE MANAGEMENT BUSINESS OFFICE
RISK MANAGEMENT

RESOURCE MANAGEMENT

EXCLUDES INTERNAL SERVICE CHARGES AND CONTRAS	FY17 ACTUALS	FY18 ADOPTED BUDGET	FY19 PROPOSED BUDGET	VARIANCE	%
01 BASE BUDGETS					
18 CENTRAL CHARGES	12,943,531	13,402,863	12,901,561	(501,302)	-4%
18 MAIL SERVICES	298,847	451,687	430,463	(21,224)	-5%
18 MSBU PROGRAM	16,878,076	19,581,346	19,875,888	294,543	2%
18 OFFICE OF MANAGEMENT & BUDG	647,927	891,403	1,008,034	116,631	13%
18 PRINTING SERVICES	89,919	139,432	174,803	35,371	25%
18 PURCHASING AND CONTRACTS	1,053,401	1,114,540	1,175,588	61,048	5%
18 RESOURCE MGT - BUSINESS OFF	426,858	447,553	388,458	(59,094)	-13%
18 RISK MANAGEMENT	4,455,150	4,856,873	5,016,921	160,049	3%
01 BASE BUDGETS Total	**36,793,709**	**40,885,697**	**40,971,717**	**86,021**	**0%**
02 FLEET					
18 MAIL SERVICES	-	0	21,719	21,719	
02 FLEET Total	**-**	**0**	**21,719**	**21,719**	
05 PROJECTS					
18 MSBU PROGRAM	8,454	0	0	0	
18 RESOURCE MGT - BUSINESS OFF	4,590	0	0	0	
05 PROJECTS Total	**13,044**	**0**	**0**	**0**	
06 GRANTS					
18 RECIPIENT AGENCY GRANTS	595,899	1,336,924	90,613	(1,246,311)	-93%
06 GRANTS Total	**595,899**	**1,336,924**	**90,613**	**(1,246,311)**	**-93%**
Grand Total	**37,402,653**	**42,222,620**	**41,084,049**	**(1,138,571)**	**-3%**

RESOURCE MANAGEMENT

EXCLUDES INTERNAL SERVICE CHARGES AND CONTRAS	FY17 ACTUALS	FY18 ADOPTED BUDGET	FY19 PROPOSED BUDGET	VARIANCE	%
18 CENTRAL CHARGES					
510 PERSONNEL SERVICES					
510120 REGULAR SALARIES	327,416	594,323	594,323	0	0%
510150 SPECIAL PAY	321	0	0	0	
510210 SOCIAL SECURITY MATCHING	24,881	45,466	45,466	0	0%
510220 RETIREMENT CONTRIBUTIONS	24,876	0	0	0	
510230 HEALTH AND LIFE INSURANCE	3,623	0	0	0	
510240 WORKERS COMPENSATION	1,241	0	0	0	
510250 UNEMPLOYMENT COMPENSATION	19,124	0	0	0	
510 PERSONNEL SERVICES Total	**401,482**	**639,789**	**639,789**	**0**	**0%**
530 OPERATING EXPENDITURES					
530310 PROFESSIONAL SERVICES	55,274	75,000	75,000	0	0%
530320 ACCOUNTING AND AUDITING	257,535	250,000	250,000	0	0%
530340 OTHER SERVICES	-	45,000	45,000	0	0%
530400 TRAVEL AND PER DIEM	-	0	0	0	
530420 TRANSPORTATION	113,478	110,000	110,000	0	0%
530450 INSURANCE PREMIUMS	-	0	184,369	184,369	
530490 OTHER CHARGES/OBLIGATIONS	145,876	104,000	104,000	0	0%
530499 OPERATING CONTINGENCY	-	0	0	0	
530520 OPERATING SUPPLIES	16,354	0	0	0	
530550 TRAINING	35,048	0	0	0	
530 OPERATING EXPENDITURES Total	**623,565**	**584,000**	**768,369**	**184,369**	**32%**
570 DEBT SERVICE					
570710 PRINCIPAL	5,674,000	5,862,000	6,066,000	204,000	3%
570720 INTEREST	4,233,677	4,048,151	3,850,008	(198,143)	-5%
570730 OTHER DEBT SERVICE	1,450	1,250	1,250	0	0%
570750 BOND ISSUANCE COSTS	-	0	0	0	
570 DEBT SERVICE Total	**9,909,127**	**9,911,401**	**9,917,258**	**5,857**	**0%**
580 GRANTS & AIDS					
580811 AID TO GOVERNMENTAL AGENCIES	2,009,357	2,267,673	1,576,145	(691,528)	-30%
580821 AID TO PRIVATE ORGANIZATIONS	-	0	0	0	
580 GRANTS & AIDS Total	**2,009,357**	**2,267,673**	**1,576,145**	**(691,528)**	**-30%**
590 INTERFUND TRANSFERS OUT					
590951 PAYMENT TO ESCROW AGENT	-	0	0	0	
590 INTERFUND TRANSFERS OUT Total	**-**	**0**	**0**	**0**	
18 CENTRAL CHARGES Total	**12,943,531**	**13,402,863**	**12,901,561**	**(501,302)**	**-4%**

RESOURCE MANAGEMENT

EXCLUDES INTERNAL SERVICE CHARGES AND CONTRAS	FY17 ACTUALS	FY18 ADOPTED BUDGET	FY19 PROPOSED BUDGET	VARIANCE	%
18 MAIL SERVICES					
510 PERSONNEL SERVICES					
510120 REGULAR SALARIES	87,518	101,109	85,728	(15,381)	-15%
510140 OVERTIME	3,648	0	0	0	
510210 SOCIAL SECURITY MATCHING	6,606	7,658	6,493	(1,165)	-15%
510220 RETIREMENT CONTRIBUTIONS	6,980	7,929	7,011	(918)	-12%
510230 HEALTH AND LIFE INSURANCE	24,887	31,854	27,296	(4,558)	-14%
510240 WORKERS COMPENSATION	3,870	5,413	5,763	351	6%
510 PERSONNEL SERVICES Total	**133,510**	**153,962**	**132,291**	**(21,671)**	**-14%**
530 OPERATING EXPENDITURES					
530420 TRANSPORTATION	154,837	277,000	277,000	0	0%
530440 RENTAL AND LEASES	6,366	12,000	12,000	0	0%
530450 INSURANCE PREMIUMS	-	0	447	447	
530460 REPAIRS AND MAINTENANCE	3,153	5,200	5,200	0	0%
530510 OFFICE SUPPLIES	45	150	150	0	0%
530520 OPERATING SUPPLIES	935	3,300	3,300	0	0%
530550 TRAINING	-	75	75	0	0%
530 OPERATING EXPENDITURES Total	**165,337**	**297,725**	**298,172**	**447**	**0%**
560 CAPITAL OUTLAY					
560642 EQUIPMENT >$4999	-	0	21,719	21,719	
560 CAPITAL OUTLAY Total	**-**	**0**	**21,719**	**21,719**	
18 MAIL SERVICES Total	**298,847**	**451,687**	**452,182**	**495**	**0%**

RESOURCE MANAGEMENT

EXCLUDES INTERNAL SERVICE CHARGES AND CONTRAS	FY17 ACTUALS	FY18 ADOPTED BUDGET	FY19 PROPOSED BUDGET	VARIANCE	%
18 MSBU PROGRAM					
510 PERSONNEL SERVICES					
510120 REGULAR SALARIES	220,855	238,154	245,298	7,144	3%
510140 OVERTIME	143	0	0	0	
510150 SPECIAL PAY	1,160	1,200	1,200	0	0%
510210 SOCIAL SECURITY MATCHING	16,494	18,038	18,579	541	3%
510220 RETIREMENT CONTRIBUTIONS	16,834	18,675	20,061	1,386	7%
510230 HEALTH AND LIFE INSURANCE	35,199	41,163	46,322	5,159	13%
510240 WORKERS COMPENSATION	459	637	559	(78)	-12%
510 PERSONNEL SERVICES Total	**291,145**	**317,867**	**332,018**	**14,152**	**4%**
530 OPERATING EXPENDITURES					
530310 PROFESSIONAL SERVICES	-	0	0	0	
530340 OTHER SERVICES	10,794,942	11,351,350	11,790,600	439,250	4%
530400 TRAVEL AND PER DIEM	209	350	325	(25)	-7%
530401 TRAVEL - TRAINING RELATED	14	350	325	(25)	-7%
530420 TRANSPORTATION	27,610	32,850	33,000	150	0%
530430 UTILITIES - ELECTRICITY	2,253,010	2,128,750	2,162,000	33,250	2%
530460 REPAIRS AND MAINTENANCE	98,398	340,945	459,020	118,075	35%
530470 PRINTING AND BINDING	8,041	3,750	12,500	8,750	233%
530490 OTHER CHARGES/OBLIGATIONS	3,302,267	3,413,900	3,370,900	(43,000)	-1%
530492 OB CONSTITUTIONALS	83,317	80,000	84,000	4,000	5%
530499 OPERATING CONTINGENCY	-	1,898,634	1,629,125	(269,509)	-14%
530510 OFFICE SUPPLIES	4	500	250	(250)	-50%
530520 OPERATING SUPPLIES	202	500	325	(175)	-35%
530522 TECHNOLOGY SUPPLIES AND SOFTW	-	750	500	(250)	-33%
530540 BOOKS, DUES PUBLICATIONS	219	300	250	(50)	-17%
530550 TRAINING	203	550	250	(300)	-55%
530 OPERATING EXPENDITURES Total	**16,568,436**	**19,253,479**	**19,543,370**	**289,891**	**2%**
590 INTERFUND TRANSFERS OUT					
590910 INTERFUND TRANSFER	26,950	10,000	500	(9,500)	-95%
(blank)	-	0	0	0	
590 INTERFUND TRANSFERS OUT Total	**26,950**	**10,000**	**500**	**(9,500)**	**-95%**
18 MSBU PROGRAM Total	**16,886,530**	**19,581,346**	**19,875,888**	**294,543**	**2%**

RESOURCE MANAGEMENT

EXCLUDES INTERNAL SERVICE CHARGES AND CONTRAS	FY17 ACTUALS	FY18 ADOPTED BUDGET	FY19 PROPOSED BUDGET	VARIANCE	%
18 OFFICE OF MANAGEMENT & BUDG					
510 PERSONNEL SERVICES					
510120 REGULAR SALARIES	478,023	661,477	644,718	(16,759)	-3%
510140 OVERTIME	7,758	0	0	0	
510150 SPECIAL PAY	600	600	600	0	0%
510210 SOCIAL SECURITY MATCHING	35,761	50,224	56,599	6,375	13%
510220 RETIREMENT CONTRIBUTIONS	35,867	48,237	61,112	12,876	27%
510230 HEALTH AND LIFE INSURANCE	86,726	121,893	159,503	37,610	31%
510240 WORKERS COMPENSATION	1,376	1,773	1,702	(71)	-4%
511000 CONTRA PERSONAL SERVICES	-	0	0	0	
510 PERSONNEL SERVICES Total	**646,111**	**884,203**	**924,234**	**40,031**	**5%**
530 OPERATING EXPENDITURES					
530340 OTHER SERVICES	-	0	76,000	76,000	
530400 TRAVEL AND PER DIEM	27	0	0	0	
530401 TRAVEL - TRAINING RELATED	-	600	600	0	0%
530420 TRANSPORTATION	-	0	0	0	
530510 OFFICE SUPPLIES	254	1,000	1,100	100	10%
530520 OPERATING SUPPLIES	804	1,000	1,000	0	0%
530540 BOOKS, DUES PUBLICATIONS	730	1,100	1,100	0	0%
530550 TRAINING	-	3,500	4,000	500	14%
530 OPERATING EXPENDITURES Total	**1,816**	**7,200**	**83,800**	**76,600**	**1064%**
18 OFFICE OF MANAGEMENT & BUDG Total	**647,927**	**891,403**	**1,008,034**	**116,631**	**13%**

RESOURCE MANAGEMENT

EXCLUDES INTERNAL SERVICE CHARGES AND CONTRAS	FY17 ACTUALS	FY18 ADOPTED BUDGET	FY19 PROPOSED BUDGET	VARIANCE	%
18 PRINTING SERVICES					
510 PERSONNEL SERVICES					
510120 REGULAR SALARIES	29,658	17,878	39,806	21,928	123%
510140 OVERTIME	316	0	0	0	
510210 SOCIAL SECURITY MATCHING	1,972	1,354	3,015	1,661	123%
510220 RETIREMENT CONTRIBUTIONS	2,277	1,402	3,255	1,854	132%
510230 HEALTH AND LIFE INSURANCE	12,254	7,721	17,606	9,885	128%
510240 WORKERS COMPENSATION	70	48	91	43	90%
510 PERSONNEL SERVICES Total	**46,546**	**28,402**	**63,773**	**35,371**	**125%**
530 OPERATING EXPENDITURES					
530440 RENTAL AND LEASES	188	20,000	37,000	17,000	85%
530460 REPAIRS AND MAINTENANCE	24,515	56,300	39,300	(17,000)	-30%
530510 OFFICE SUPPLIES	-	150	150	0	0%
530520 OPERATING SUPPLIES	18,671	34,580	34,580	0	0%
530 OPERATING EXPENDITURES Total	**43,374**	**111,030**	**111,030**	**0**	**0%**
18 PRINTING SERVICES Total	**89,919**	**139,432**	**174,803**	**35,371**	**25%**

RESOURCE MANAGEMENT

EXCLUDES INTERNAL SERVICE CHARGES AND CONTRAS	FY17 ACTUALS	FY18 ADOPTED BUDGET	FY19 PROPOSED BUDGET	VARIANCE	%
18 PURCHASING AND CONTRACTS					
510 PERSONNEL SERVICES					
510120 REGULAR SALARIES	740,866	769,787	795,063	25,276	3%
510140 OVERTIME	10,593	0	0	0	
510150 SPECIAL PAY	180	600	600	0	0%
510210 SOCIAL SECURITY MATCHING	53,805	58,306	60,220	1,914	3%
510220 RETIREMENT CONTRIBUTIONS	63,300	66,381	71,687	5,306	8%
510230 HEALTH AND LIFE INSURANCE	161,260	177,759	206,814	29,055	16%
510240 WORKERS COMPENSATION	1,486	2,058	1,811	(247)	-12%
510 PERSONNEL SERVICES Total	**1,031,489**	**1,074,890**	**1,136,195**	**61,305**	**6%**
530 OPERATING EXPENDITURES					
530340 OTHER SERVICES	-	0	0	0	
530400 TRAVEL AND PER DIEM	85	1,100	1,100	0	0%
530401 TRAVEL - TRAINING RELATED	129	2,100	2,300	200	10%
530420 TRANSPORTATION	25	1,000	950	(50)	-5%
530450 INSURANCE PREMIUMS	-	0	368	368	
530480 PROMOTIONAL ACTIVITIES	294	400	525	125	31%
530490 OTHER CHARGES/OBLIGATIONS	-	4,050	4,150	100	2%
530510 OFFICE SUPPLIES	3,591	4,000	4,000	0	0%
530520 OPERATING SUPPLIES	8,690	13,900	12,850	(1,050)	-8%
530521 EQUIPMENT $1000-$4999	-	0	0	0	
530522 TECHNOLOGY SUPPLIES AND SOFTW	3,600	4,800	4,550	(250)	-5%
530540 BOOKS, DUES PUBLICATIONS	4,558	3,400	3,500	100	3%
530550 TRAINING	940	4,900	5,100	200	4%
530 OPERATING EXPENDITURES Total	**21,912**	**39,650**	**39,393**	**(257)**	**-1%**
18 PURCHASING AND CONTRACTS Total	**1,053,401**	**1,114,540**	**1,175,588**	**61,048**	**5%**

RESOURCE MANAGEMENT

EXCLUDES INTERNAL SERVICE CHARGES AND CONTRAS	FY17 ACTUALS	FY18 ADOPTED BUDGET	FY19 PROPOSED BUDGET	VARIANCE	%
18 RECIPIENT AGENCY GRANTS					
510 PERSONNEL SERVICES					
510120 REGULAR SALARIES	48,836	50,163	50,625	462	1%
510125 PART-TIME PERSONNEL	290	0	0	0	
510140 OVERTIME	-	0	0	0	
510210 SOCIAL SECURITY MATCHING	3,574	3,814	6,843	3,028	79%
510220 RETIREMENT CONTRIBUTIONS	3,747	3,949	7,388	3,439	87%
510230 HEALTH AND LIFE INSURANCE	13,925	14,283	25,551	11,268	79%
510240 WORKERS COMPENSATION	97	135	206	71	53%
510 PERSONNEL SERVICES Total	**70,469**	**72,344**	**90,613**	**18,269**	**25%**
530 OPERATING EXPENDITURES					
530310 PROFESSIONAL SERVICES	480,622	1,252,598	0	(1,252,598)	-100%
530340 OTHER SERVICES	18,458	0	0	0	
530400 TRAVEL AND PER DIEM	547	509	0	(509)	-100%
530401 TRAVEL - TRAINING RELATED	-	0	0	0	
530402 TRAVEL - TRAINING NON-EMPLOYEE	14,460	6,255	0	(6,255)	-100%
530490 OTHER CHARGES/OBLIGATIONS	4,376	0	0	0	
530510 OFFICE SUPPLIES	-	900	0	(900)	-100%
530520 OPERATING SUPPLIES	5,532	4,318	0	(4,318)	-100%
530521 EQUIPMENT $1000-$4999	-	0	0	0	
530522 TECHNOLOGY SUPPLIES AND SOFTW	1,436	0	0	0	
530550 TRAINING	-	0	0	0	
530 OPERATING EXPENDITURES Total	**525,431**	**1,264,580**	**0**	**(1,264,580)**	**-100%**
18 RECIPIENT AGENCY GRANTS Total	**595,899**	**1,336,924**	**90,613**	**(1,246,311)**	**-93%**

RESOURCE MANAGEMENT

EXCLUDES INTERNAL SERVICE CHARGES AND CONTRAS	FY17 ACTUALS	FY18 ADOPTED BUDGET	FY19 PROPOSED BUDGET	VARIANCE	%
18 RESOURCE MGT - BUSINESS OFF					
510 PERSONNEL SERVICES					
510120 REGULAR SALARIES	253,194	258,443	266,196	7,753	3%
510140 OVERTIME	2,237	0	0	0	
510150 SPECIAL PAY	3,300	3,300	3,300	0	0%
510210 SOCIAL SECURITY MATCHING	18,371	19,575	20,162	587	3%
510220 RETIREMENT CONTRIBUTIONS	39,017	40,922	44,499	3,577	9%
510230 HEALTH AND LIFE INSURANCE	32,915	41,577	46,750	5,173	12%
510240 WORKERS COMPENSATION	567	691	606	(85)	-12%
511000 CONTRA PERSONAL SERVICES	-	0	0	0	
510 PERSONNEL SERVICES Total	**349,601**	**364,508**	**381,513**	**17,006**	**5%**
530 OPERATING EXPENDITURES					
530310 PROFESSIONAL SERVICES	4,590	0	0	0	
530320 ACCOUNTING AND AUDITING	-	0	0	0	
530340 OTHER SERVICES	76,000	76,000	0	(76,000)	-100%
530400 TRAVEL AND PER DIEM	340	0	0	0	
530401 TRAVEL - TRAINING RELATED	648	700	700	0	0%
530420 TRANSPORTATION	-	0	0	0	
530490 OTHER CHARGES/OBLIGATIONS	-	3,000	3,000	0	0%
530510 OFFICE SUPPLIES	34	400	300	(100)	-25%
530520 OPERATING SUPPLIES	30	300	300	0	0%
530540 BOOKS, DUES PUBLICATIONS	205	2,145	2,145	0	0%
530550 TRAINING	-	500	500	0	0%
530 OPERATING EXPENDITURES Total	**81,847**	**83,045**	**6,945**	**(76,100)**	**-92%**
18 RESOURCE MGT - BUSINESS OFF Total	**431,448**	**447,553**	**388,458**	**(59,094)**	**-13%**

RESOURCE MANAGEMENT

EXCLUDES INTERNAL SERVICE CHARGES AND CONTRAS	FY17 ACTUALS	FY18 ADOPTED BUDGET	FY19 PROPOSED BUDGET	VARIANCE	%
18 RISK MANAGEMENT					
510 PERSONNEL SERVICES					
510120 REGULAR SALARIES	181,700	215,225	210,378	(4,847)	-2%
510140 OVERTIME	2,880	0	0	0	
510210 SOCIAL SECURITY MATCHING	13,676	16,302	15,935	(367)	-2%
510220 RETIREMENT CONTRIBUTIONS	13,204	14,794	14,813	19	0%
510230 HEALTH AND LIFE INSURANCE	40,536	62,852	55,430	(7,422)	-12%
510240 WORKERS COMPENSATION	430	2,130	1,533	(597)	-28%
510 PERSONNEL SERVICES Total	**252,425**	**311,303**	**298,088**	**(13,214)**	**-4%**
530 OPERATING EXPENDITURES					
530310 PROFESSIONAL SERVICES	5,000	7,000	7,000	0	0%
530340 OTHER SERVICES	164,612	163,945	163,945	0	0%
530400 TRAVEL AND PER DIEM	-	150	150	0	0%
530450 INSURANCE PREMIUMS	2,015,575	2,047,250	2,057,513	10,263	1%
530451 BCC INSURANCE CLAIMS	2,015,918	2,320,000	2,483,000	163,000	7%
530499 OPERATING CONTINGENCY	-	0	0	0	
530510 OFFICE SUPPLIES	223	500	500	0	0%
530520 OPERATING SUPPLIES	186	2,500	2,500	0	0%
530540 BOOKS, DUES PUBLICATIONS	851	1,725	1,725	0	0%
530550 TRAINING	360	2,500	2,500	0	0%
530 OPERATING EXPENDITURES Total	**4,202,725**	**4,545,570**	**4,718,833**	**173,263**	**4%**
18 RISK MANAGEMENT Total	**4,455,150**	**4,856,873**	**5,016,921**	**160,049**	**3%**


SM
SEMINOLE COUNTY
FLORIDA'S NATURAL CHOICE

GLOSSARY

ACCRUAL – A revenue or expense which gets recognized in the accounting period where it is earned or incurred, even if it gets received or paid in a subsequent period.

ACCRUAL ACCOUNTING – A system that recognizes revenues and expenses as they occur, regardless of when the final payment is made. This system is used by businesses and by certain government funds that operate like businesses.

AD VALOREM TAX – A tax levied on the assessed value (net of any exemptions) of real personal property. This is a commonly referred to as "property tax".

ADA - Americans with Disabilities Act. There are a number of projects in this document which specifically address ADA compliance. These projects enable handicapped access to county facilities.

ADJUSTED FINAL MILLAGE – Under Florida law, the actual tax rate levied by a local government when tax bills are issued. The rate is adjusted for corrected errors in property assessments for tax purposes and for changes in assessments made by property appraisal adjustment boards in each county. Usually, such changes are very slight and the adjusted millage sometimes does not change from the levy set by the taxing authority.

ADOPTED BUDGET – The financial plan of revenues and expenditures for a fiscal year as approved by the Board of County Commissioners.

AGGREGATE MILLAGE RATE – The sum of all property tax levies imposed by the governing body of a County excluding debt service and other voted millages, divided by the total taxable value.

ALLOCATION – An authorization to incur expense or obligation up to a specified amount, for a specific purpose, and within a specific period.

AMENDMENT – A change to an adopted budget, which may increase or decrease a fund total. The Board of County Commissioners must approve the change.

APPROPRIATION – A specific amount of funds authorized by the Board of County Commissioners to which financial obligations and expenditures may be made.

APPROVED BUDGET – Board of County Commissioners Budget, to be legally adopted in the following fiscal year in accordance with state statutes.

ARRA – American Recovery and Reinvestment Act.

ASSESSED VALUE – A value established by the County Property Appraiser for all real or personal property for use as a basis for levying property taxes.

BALANCED BUDGET – Total estimated receipts, including balances brought forward, equal total appropriations and reserves.

BEGINNING FUND BALANCE - Estimated funds remaining from the previous fiscal year. These remaining funds are both unexpended appropriations and the previous year's reserves.

GLOSSARY

BOARD OF COUNTY COMMISSIONERS – The governing body of Seminole County is composed of five persons elected from single member districts, one of who is selected as Chairman.

BOND – A written promise to pay a sum of money on a specific date at a specific interest rate as detailed in a bond ordinance.

BUDGET ADJUSTMENT – A revision to the adopted budget occurring during the affected fiscal year as approved by the Board of County Commissioners via an amendment or a transfer.

BUDGET CALENDAR – The schedule of key dates involved in the process of adopting and executing an adopted budget.

BUDGET MESSAGE – A brief written statement presented by the County Manager to explain principal budget issues.

CAPITAL BUDGET - The financial plan of capital project expenditures for the fiscal year beginning October 1. It incorporates anticipated revenues and appropriations included in the first year of the five-year capital improvement program (CIP). The capital budget is adopted by the BOCC as a part of the annual county budget.

CAPITAL EQUIPMENT - Tangible equipment with a cost of $5,000 or more.

CAPITAL IMPROVEMENT PROGRAM (CIP) - The financial plan of approved capital projects, their timing, and cost over a five-year period. The CIP is designed to meet county infrastructure needs in a responsive and efficient manner. It includes projects which are, or will become the property of Seminole County, as well as, projects that although are not owned by the county, will be part of a joint project agreement.

CAPITAL IMPROVEMENTS – Physical assets constructed or purchased, that have minimum cost of five thousand dollars ($5,000) and a useful life of at least one year. These may include buildings, recreational facilities, road and drainage structures, water and wastewater structures, and equipment.

CAPITAL IMPROVEMENTS ELEMENT (CIE) - An element of the comprehensive plan which identifies the revenues, costs, and location of the six public facility types required by concurrency: parks, solid waste, stormwater, transportation, water, and wastewater based on service level standards and the land use plan adopted by the BOCC.

CAPITAL OUTLAY – Appropriation for the acquisition or construction of physical assets.

CAPITAL PROJECT – is a capital improvement which has a minimum cost of five thousand dollars ($5,000) and a useful life of one year and will include a scope of services, time frame for completion, a location, an estimated total expenditure, and proposed method of financing resulting in the creation or acquisition of a capital asset. Detailed descriptions of projects over twenty-five thousand ($25,000) are included in our 5 Year Capital Improvement Program.

CCNA – Consultant's Competitive Negotiation Act.

CDBG – Community Development Block Grant.

GLOSSARY

CERTIFICATES FOR PARTICIPATION (COPS) – Certificates issued by the Trustee pursuant to a Trust Agreement, the proceeds from the sale of which shall be used to finance the acquisition, construction, and installation of a project.

CHARGES FOR SERVICES - These are charges for specific governmental services provided to specific individuals and entities. These charges include water and sewer services, landfill charges, building fees, and other such charges.

CIP – Capital Improvement Program.

COMMUNITY REDEVELOPMENT AGENCY (CRA) – A dependent special district in which any future increases in property values over a specified period of time are set aside to support economic development projects within that district.

CONTINGENCY – A budgetary reserve to provide for emergency or unanticipated expenditures during the fiscal year.

CSBG – Community Services Block Grant.

CULTURE AND RECREATION - Functional classification for expenditures to provide county residents opportunities and facilities for cultural, recreational and educational programs, including: libraries, parks and recreation, and other cultural and recreation services.

DEBT PER CAPITA - Total county debt divided by the county's population. The level of debt per capita is an important factor to consider when analyzing a government's ability to continue to pay its debt service costs through its current levels of tax revenue. This measure helps indicate the default risk of government bonds.

DEBT – An obligation resulting from the borrowing of money or from the purchase of goods and services.

DEBT SERVICE – The expense of retiring such debts as loans and bond issues. It includes principal and interest payments, and payments for paying agents, registrars and escrow agents.

DEFICIT – The excess of expenditures over revenues during a fiscal year.

DEPARTMENT – An organizational unit of the County responsible for carrying out a major governmental function, such a Public Works.

DEPRECIATION – The periodic expiration of an asset's useful life. Depreciation is a requirement in proprietary type funds.

DIVISION – A basic organizational unit of the County which is functionally unique in its service delivery.

DJJ – Department of Juvenile Justice.

DOR – Florida Department of Revenue.

ECONOMIC ENVIRONMENT - Functional classification for expenditures used to develop and improve the economic condition of the community and its citizens, including: business development, veteran's services, housing and urban development and other services related to economic improvements.

GLOSSARY

ENCUMBRANCE – The commitment of appropriated funds to purchase an item or service.

ENDING FUND BALANCE - Funds carried over at the end of the fiscal year. Within a fund, the revenue on hand at the beginning of the fiscal year plus revenues received during the year less expenses equals ending fund balance.

ENTERPRISE FUND – A governmental accounting fund in which the services provided are financed and operated similarly to those of a private business enterprise, i.e., through user charges.

EPA – Environmental Protection Agency.

EQUIPMENT – Other equipment or technology with a cost of $5,000 or greater.

EXEMPT, EXEMPTION, NON-EXEMPT – Amounts determined by State law to be deducted from the assessed value of property for tax purposes. Tax rates are applied to the balance, which is called the non-exempt portion of the assessment. A 1980 amendment to the Florida Constitution sets the exemptions for homesteads at $25,000. That means that a homeowner with property assessed at $50,000, would have to pay taxes on $25,000, of the assessment. Eligible homeowners must apply for the exemptions by March 1 each year. Other exemptions apply to agricultural land and property owned by widows, the blind, and permanently and totally disabled people who meet certain income criteria.

EXPENDITURE – Decrease in fund financial resources for the procurement of assets or the cost of goods and/or services received.

FACILITIES – Projects including renovations and repairs to County facilities with a cost of $5,000 or greater.

FCC – Federal Communication Commission.

FDEP – Florida Department of Environmental Protection.

FDOT – Florida Department of Transportation.

FIDUCIARY FUNDS – Funds used to account for assets held by a governmental unit in a trustee capacity or as an agent for individuals, private organizations, other governmental units or other funds.

FINAL MILLAGE – The tax rate adopted in the final public budget hearing of a taxing authority.

FISCAL YEAR – The annual budget year for the county which runs from October 1 through September 30. The abbreviation used to designate this accounting period is FY.

FLEET – Includes any rolling stock equipment (vehicles, off-road equipment, trailers, emergency vehicles and apparatus) of a cost of $5,000 or greater.

FRDAP – Florida Recreation Development Assistance Program.

FTE – Full Time Equivalent. A measure meant to standardize personnel; roughly equivalent to 2,080 hours per year.

GLOSSARY

FUNCTION – A major class or grouping of tasks directed toward a common goal, such as improvements to the public safety, improvement of the physical environment, etc. For the purposes utilized in budgetary analysis, the categories of functions have been established by the State of Florida and financial reports must be grouped according to those established functions.

FUND – A fiscal and accounting entity with a self-balancing set of accounts recording cash and other financial resources, together with all related liabilities and residual equities or balances, and change therein, which are segregated for the purpose of carrying on specific activities or attaining certain objectives in accordance with special regulations, restrictions, or limitations.

FUND BALANCE – Represents the excess of a fund's current assets over its current liabilities. For accounting purposes, fund balance is calculated as of year-end and is based on the difference between actual revenues and expenditures for the fiscal year. If revenues exceed expenditures, fund balance is positive and carries forward as revenue to the following year. If expenditures exceed revenues, any existing fund balance from a prior year is reduced. A study of changes in fund balances can indicate financial trends and fiscal health. Extreme quantities of fund balances or large fluctuations may indicate possible policy adjustments by the governing body or changes in budget procedures.

GENERAL FUND – Governmental accounting fund supported by ad valorem (property) taxes, licenses and permits, service charges, and other general revenues to provide countywide operating services. This may be referred to as the Operating Fund.

GENERAL GOVERNMENT - Functional classification for services provided by the county for the benefit of the public and the governmental body as a whole, including: legislative, financial/administrative, legal, comprehensive planning, judicial, court services and other general governmental services.

GOVERNMENTAL FUNDS – Account for general governmental activities which are largely supported by taxes and fees.

GOB – General Obligation Bond. General obligation bonds are secured by the full faith, credit and ad-valorem taxing power of the County. General obligation bonds may be issued only upon voter approval after a general election as required by Florida law.

GRANT – A contribution of assets (usually cash) by one governmental unit or other organization to another made for a specified purpose.

HOMESTEAD EXEMPTION – Refer to definition for exempt, exemption, and non-exempt.

HUMAN SERVICES - Functional classification for expenditures with the purpose of promoting the general health and well-being of the community as a whole, including: health services, mental health services, welfare, medical examiner and other human services.

IMPACT FEES - Financial contributions (i.e., money, land, etc.) Imposed by communities on developers or builders to pay for capital improvements within the community which are necessary to service/accommodate the new development.

GLOSSARY

INDIRECT COSTS – Costs associated with, but not directly attributable to, the providing of a product or service. These are usually costs incurred by other departments in the support of operating departments.

INFRASTRUCTURE - Infrastructure is a permanent installation such as a building, road, or water transmission system that provides public services.

INFRASTRUCTURE SALES TAX - A 1% surtax on the first $5,000 of each item sold in Seminole County. Revenues are restricted to funding county and municipal transportation improvements and for the construction and renovation of schools. Only that portion related to transportation improvements is included in the county's budget.

INTERFUND TRANSFERS – Budgeted amounts transferred from one governmental accounting fund to another for services provided or for operational purposes. These represent a "double counting" of expenditures. Therefore, these amounts are deducted from the total County operating budget to calculate the "net" budget.

INTERGOVERNMENTAL REVENUE – Revenue received from another government unit for a specific purpose.

INTERNAL SERVICE - Functional classification for expenses incurred through services provided by one county agency to another, such as the self-insurance fund.

LEVEL OF SERVICE IMPACT - Impact on adopted levels of service of facilities included in the capital improvements element (CIE) as follows: (m) the repair, remodeling, renovation or replacement of an existing county facility that will maintain levels of service in the comprehensive plan; (e) construction of a new facility or expansion of an existing facility that will reduce deficiencies in the levels of service in the comprehensive plan; (f) construction of a new facility or expansion of an existing facility is needed to meet levels of service from new development.

LEVY – To impose taxes, special assessments, or service charges. Or, another term used for millage rate.

LINE-ITEM BUDGET – A budget that lists each account category separately along with the dollar amount budgeted for each account, such as office supplies, overtime, or rolling stock purchases.

LONG-TERM DEBT – Debt with a maturity of more than one year after the date of issuance.

LWCG – Land and Water Conservation Grant.

MANDATE – Any responsibility, action, or procedure that is imposed by one sphere of government or another through constitutional, legislative, administrative, executive, or judicial action as a direct order, or that is required as a condition of aid.

MILL, MILLAGE – 1/1000 of one dollar; used in computing taxes by multiplying the rate times taxable value divided by 1,000.

MILLAGE RATE - A rate per one thousand dollars of taxable property value which, when multiplied by the taxable value, yields the property tax billing for a given parcel.

MISCELLANEOUS (FUNDING SOURCE) - Revenues other than those received from standard sources such as taxes, licenses and permits, grants, and user fees.

MODIFIED ACCRUAL BASIS OF ACCOUNTING – Revenues should be recognized in the accounting period in which they become available and measurable. Expenditures should be recognized in the accounting period in which the fund liability is incurred, if measurable, except for immature interest on general long-term debt, which should be recognized when due.

MUNICIPAL SERVICES BENEFIT UNIT (MSBU) – An assessment district established by the Board of County Commissioners via an adopted ordinance, which provides an essential public health and safety improvement for which a non-ad valorem assessment is levied to fund the cost of providing that benefit. This unit may be referred to as an MSBU.

MUNICIPAL SERVICES TAXING UNIT (MSTU) – A specific taxing unit established by the Board of County Commissioners via an adopted ordinance, which derives a specific benefit for which a levy or special assessment is imposed to defray part or all of the cost of providing that benefit. This unit may be referred to as an MSTU.

NEW PROJECT - A capital project that has not been previously approved by the BOCC.

NON-BASE BUDGETS – A non-recurring or one-time budget provided to a Department with a specific scope of work, which does not expire until completed. Non-base budgets are segregated in individual Business Units that are eligible to be carried forward at the end of each Fiscal Year.

NPDES – National Pollutant Discharge Elimination System.

OBJECT CODE – An account to which an expense or expenditure is recorded in order to accumulate and categorize the various types of payments that are made by governments. These are normally grouped into Personal Services, Operating Expenses, Capital Outlay, and Other categories for budgetary analysis and financial reporting purposes. The State of Florida Uniform Accounting System mandates certain object codes.

OBJECTIVE – A defined method to accomplish an established goal.

OPERATING EXPENSES – Also known as Operating and Maintenance costs, these are expenses or day-to-day operations which exclude capital costs, such as office supplies, maintenance of equipment, and travel.

OPERATING PROJECT - is a non-base activity which does not result in the creation or acquisition of a capital asset. It has a significant identifiable cost and scope of services. (Examples: studies, monitoring activities)

OTHER APPROPRIATIONS - Functional classification for funds set aside to provide for unforeseen expenses, reserves and debt payment required by bond documents, and reserves for future capital projects.

OTHER EXPENDITURES – These include items of a non-expense or expenditure nature such as depreciation expense and transfers to other funds.

OTHER REVENUES – These include revenues unearned in the current fiscal year, such a fund balance or prior year reimbursements.

PERSONAL PROPERTY – Livestock, commercial equipment and furnishings, attachments to mobile homes, railroad cars, and similar possessions that are taxable under state law.

PERSONAL SERVICES – Costs related to compensating employees, including salaries and wages and fringe benefit costs.

PHYSICAL ENVIRONMENT - Functional classification for functions performed by the county to achieve a satisfactory living environment for the community as a whole, including: solid waste disposal, water & sewer conservation & resource management, flood control & other physical environment services.

PROGRAM -.A set of activities with a common goal that is accomplished through a plan of action aimed at accomplishing a clear objective, with details on what work is to be done, by whom, when, and what means or resources will be used.

PROJECT COMPLETION DATE - This is the date the project will be available to the user for its intended purpose but there may be some outstanding financial issues pending such as outstanding invoices, contractual or legal disputes.

PROJECT DESCRIPTION - Brief explanation of each project's purpose and work scope.

PROJECT – is a non-base activity that can be either an operating or capital project with an identifiable cost and scope of services.

PROPERTY APPRAISER – The elected county official responsible for setting property valuations for tax purposes and for preparing the annual tax roll.

PROPERTY TAX – Refer to definition for ad valorem tax.

PROPOSED MILLAGE – The tax rate certified to a property appraiser by each taxing authority within a county. The proposed millage is to be sent to the County Property Appraiser within 35 days after a county's tax roll is certified.

PSAP – Public Safety Answering Point.

PUBLIC SAFETY - Functional classification for services provided by the county for the safety and security of the public, including: law enforcement, fire control, protective inspections, emergency and disaster relief, and other public safety services.

REAL PROPERTY – Land and the buildings and other structures attached to it that is taxable under state law.

REASSESSMENT – The rolled back rate will be slightly lower than the previous year's millage levy. This reduced rate multiplied by the value of the new construction/annexations added to the roll during the year provides the only source of additional tax revenue if the rolled back rate is levied.

RESERVE – An account used to indicate that a portion of a fund's balance is legally restricted for a specific purpose and is, therefore, not available for general appropriation.

RESERVES AND REFUNDS- Included in this category are funds required to meet both anticipated and unanticipated needs: the balance of anticipated earmarked revenues not required for operation in the budget year; estimated reimbursements to organizations, state, or federal governments for revenues received and not spent, and those required to be set aside by bond covenants.

GLOSSARY

REVENUE – Funds that a government receives as income. These receipts may include tax payments, interest earnings, service charges, grants, and intergovernmental payments.

REVENUE BONDS – Bonds usually sold for constructing a capital project that will produce revenue for the governmental unit issuing the bonds. The revenue is used to pay for the principal and interest of the bonds.

REVENUE ESTIMATE – A formal estimate of how much revenue will be earned from a specific revenue source for some future period, such as the next fiscal year.

ROLLED BACK/ROLL BACK RATE – That millage rate which, when multiplied times the tax roll, exclusive of new construction added to that tax roll, would yield the same amount of revenue for the taxing authority as was yielded by the millage rate levied in the previous year. In normal circumstances, as the tax roll rises by virtue of inflation or rising property values, the roll-back rate will be lower than the previous year's tax rate.

SCADA – Supervisory Control and Data Acquisition.

SER – South-East Regional.

SHIP – State Housing Initiative Program.

SPECIAL ASSESSMENT – A compulsory levy imposed on certain properties to defray part or all of the cost of a specific improvement or service deemed to primarily benefit those properties.

SPECIAL REVENUE FUND – A governmental accounting fund used to account for the proceeds of specific revenue sources that are legally restricted to expenditures for specified purposes.

SSNOCWTA – South Seminole & North Orange County Wastewater Transmission Authority.

STATE SHARED REVENUE - Revenues assessed and collected by the State of Florida, then allocated and returned to the counties and municipalities. The largest portion of state shared revenues is sales tax.

STRUCTURALLY BALANCED BUDGET – A balanced budget that supports financial sustainability for multiple years into the future.

TAX BASE – The total property valuations on which each taxing authority levies its tax rates.

TAX ROLL – The certification of assessed/taxable values prepared by the Property Appraiser and presented to the taxing authority by July 1 (or later if an extension is granted by the State of Florida) each year.

TAX YEAR – The calendar year in which ad valorem property taxes are levied to finance the ensuing fiscal year budget. For example, the tax roll for the 2005 calendar year would be used to compute the ad valorem taxes levied for the FY 05-06 budget.

TENTATIVE MILLAGE – The tax rate adopted in the first public budget hearing of a taxing agency. Under state law, the agency may reduce, but not increase, the tentative millage during the final budget hearing.

TRANSFERS - Transfers between individual funds of a governmental unit which are not repayable and are not considered charges for goods or services. These represent a "double counting" of revenues, and correspond to an equal amount of interfund expenditures.

TRANSPORTATION - Functional classification for expenditures for developing and improving the safe and adequate flow of vehicles, travelers and pedestrians on road and street facilities.

TRUST AND AGENCY FUNDS – Funds used to account for assets held by the County in a trustee capacity or as an agent for individuals, private organizations, other governments, and/or other funds.

TRUTH IN MILLAGE LAW – Also called the TRIM bill. A 1980 law enacted by the Florida legislature, which changed the budget process for local taxing agencies; it was designed to keep the public informed about the taxing intentions of the various taxing authorities.

UNDERLYING BOND RATING - Published assessment of a particular debt issue's credit quality absent credit enhancement.

UNENCUMBERED BALANCE - The amount of an appropriation that is neither expended nor encumbered. It is essentially the amount of funds still available for future needs.

UNIFORM ACCOUNTING SYSTEM – The chart of accounts prescribed by the Office of the State Comptroller designed to standardize financial information to facilitate comparison and evaluation of reports.

USER FEES – The fees charged for direct receipt of public services.

VOTED MILLAGE – Property tax levies authorized by voters within a taxing authority. Bond issues that are backed by property taxes are a common form of voted millage in the State of Florida. Such issues are called general obligation bonds.

WTP – Water Treatment Plant.

WWTP – Waste Water Treatment Plant.